



Club Health Assessment for District 1 A through November 2025

			Status	Membership						Reports				Finance	LCIF	
Club Number	Club Name	Charter Date	Times in Status Quo in Past 2 Years	Current Member Count **	YTD Members Added	YTD Members Dropped	YTD Net Growth% ***	Member Count 1 Year Ago	Dropped Members Avg.Length of Service	Months Since Membership Update	Current Officers Reported ****	Current President Repeated Term	VP Reported *****	Last Date Reported Service (mm/yyyy)	Account Balance	YTD Donations
Clubs less than two years old																
179258	Chicago Asian American Exc Award (06/30/2025)	11/13/2024	Active	59	6	0	11.32%	41		0	Y	2	R	11/2025		
180426	Chicago Diverse Intergenerational	02/28/2025	Active	23	10	14	-14.81%	0	1	0	Y	2	N	10/2025		
157890	Chicago Metropolitan	06/05/2024	Active	18	2	0	12.50%	20		0	Y	2		08/2025		\$25.00
186817	Southland Cyber	10/09/2025	Newly Chartered	21	21	0	100.00%	0		1	Y			11/2025		
Clubs more than two years old																
2	ARGO SUMMIT	10/20/1925	Active	26	0	0	0.00%	27		4	Y	8	N	09/2025		
3	BELLWOOD Exc Award (06/30/2025)	03/12/1947	Active	34	2	2	0.00%	31	6	4	Y	2	N	10/2025		
129621	Berwyn Centennial	12/16/2016	Active	12	1	5	-25.00%	16	2	0	Y		N	11/2025		
30755	BRIDGEVIEW Exc Award (06/30/2022, 06/30/2023)	05/06/1975	Active	12	0	0	0.00%	15		2	Y		N	09/2025		
6	BROOKFIELD LA GRANGE PARK	03/23/1948	Active	13	1	0	8.33%	13		2	Y		N	11/2025		
86	BURBANK Exc Award (06/30/2018, 06/30/2022)	08/23/1955	Active	16	0	0	0.00%	16		5	Y	6	R	09/2025	90+ Days	
7	CALUMET CITY Exc Award (06/30/2023)	10/16/1939	Active	48	1	0	2.13%	49		1	Y		N	11/2025		\$550.00
107696	CHICAGO AFRICAN	03/03/2010	Active	5	0	0	0.00%	5		22	Y	14		11/2025		
9	CHICAGO ARIRANG	07/31/1973	Active	8	0	0	0.00%	12		5	Y	2		11/2025		
12	CHICAGO AZTECA	07/12/1966	Active(1)	17	0	0	0.00%	17		28	Y	13		11/2025		
33626	CHICAGO BAYANIHAN-SAMPAGUITA Exc Award (06/30/2021, 06/30/2024)	04/26/1977	Active	23	2	1	4.55%	18	1	0	Y		N	11/2025		
40	CHICAGO BEVERLY RIDGE	12/24/1958	Active	24	0	2	-7.69%	25	16	0	Y	2	R	11/2025		
133466	Chicago Centennial	12/20/2017	Active	4	0	0	0.00%	4		16	Y	8		11/2025		
13	CHICAGO CENTRAL	08/02/1917	Active	35	0	0	0.00%	33		2	N	3	R	10/2025		
14	CHICAGO CHATHAM	08/29/1929	Active	3	0	0	0.00%	3		13	Y	24		11/2025		
17	CHICAGO EAST SIDE	08/30/1948	Active	16	0	1	-5.88%	18	45	1	N	13		11/2025		



Club Health Assessment for District 1 A through November 2025

			Status	Membership						Reports				Finance	LCIF	
Club Number	Club Name	Charter Date	Times in Status Quo in Past 2 Years	Current Member Count **	YTD Members Added	YTD Members Dropped	YTD Net Growth% ***	Member Count 1 Year Ago	Dropped Members Avg.Length of Service	Months Since Membership Update	Current Officers Reported ****	Current President Repeated Term	VP Reported *****	Last Date Reported Service (mm/yyyy)	Account Balance	YTD Donations
48243	CHICAGO ECUADOREAN	03/09/1988	Active(1)	16	2	0	14.29%	14		0	Y		N	09/2025		
20	CHICAGO ENGLEWOOD	10/12/1934	Active	19	6	0	46.15%	10		2	Y		N	09/2025		
84071	CHICAGO FIL USA	08/27/2004	Active	35	0	8	-18.60%	41	7	1	Y		N	09/2025		\$130.00
Exc Award (06/30/2018, 06/30/2022)																
84539	CHICAGO FILIPINO AMERICAN	12/16/2004	Active	74	13	13	0.00%	72	3	0	Y		R	11/2025	90+ Days	\$1,300.00
Exc Award (06/30/2017, 06/30/2022)																
145973	Chicago Global	04/27/2021	Active	63	0	9	-12.50%	70	3	3	Y		N	10/2025		\$350.00
Exc Award (06/30/2022, 06/30/2025)																
155164	Chicago Healthcare Alliance	07/19/2023	Active	121	31	0	34.44%	97		0	Y	3	N	10/2025		\$378.00
Exc Award (06/30/2024, 06/30/2025)																
22	CHICAGO HEGEWISCH	01/26/1962	Active	16	0	0	0.00%	18		9	Y	6	R	11/2025	90+ Days	
52	CHICAGO HEIGHTS	01/15/1948	Active	30	0	0	0.00%	30		6	Y	2		11/2025		\$50.00
102624	CHICAGO INDO US	06/25/2008	Active	14	0	0	0.00%	15		6	Y		N	11/2025		\$280.00
Exc Award (06/30/2018, 06/30/2023)																
119176	CHICAGO JOSE RIZAL	05/09/2013	Active	21	0	0	0.00%	16		9	Y	2	N	11/2025		
Exc Award (06/30/2022)																
82696	CHICAGO LIERI	06/18/2004	Active	9	0	0	0.00%	10		5	Y	6		11/2025		
30	CHICAGO LOGAN SQUARE	11/14/1923	Active	13	0	0	0.00%	13		9	Y	2	R	11/2025		\$450.00
131583	Chicago Mabuhay Centennial	06/23/2017	Active	32	1	10	-21.95%	33	4	4	N		N	11/2025		\$100.00
Exc Award (06/30/2018, 06/30/2022)																
43308	CHICAGO MAHARLIKA	01/13/1984	Active	16	0	0	0.00%	17		4	Y		N	11/2025		\$300.00
Exc Award (06/30/2022)																
35	CHICAGO MOUNT GREENWOOD	07/10/1939	Active	6	1	1	0.00%	6	0	0	Y	7		09/2025		
38	CHICAGO NORTHWEST	10/09/1923	Active	9	0	0	0.00%	9		18	Y	6		09/2025		
142958	Chicago Nurses for Diabetes	10/20/2020	Active	51	7	3	8.51%	62	1	0	Y		N	11/2025	90+ Days	
Exc Award (06/30/2023, 06/30/2024)																
130802	Chicago One World Centennial	04/25/2017	Active(1)	11	3	6	-21.43%	14	5	0	Y	4		11/2025		
Exc Award (06/30/2022)																
30919	CHICAGO PHILIPPINE	06/19/1975	Active	19	0	13	-40.63%	32	11	0	Y	2		09/2025		\$300.00
Exc Award (06/30/2022)																
38246	CHICAGO PUERTO RICO	04/07/1980	Active	13	0	2	-13.33%	15	19	0	Y	3		11/2025		



Club Health Assessment for District 1 A through November 2025

			Status	Membership						Reports				Finance		LCIF
Club Number	Club Name	Charter Date	Times in Status Quo in Past 2 Years	Current Member Count **	YTD Members Added	YTD Members Dropped	YTD Net Growth% ***	Member Count 1 Year Ago	Dropped Members Avg.Length of Service	Months Since Membership Update	Current Officers Reported ****	Current President Repeated Term	VP Reported *****	Last Date Reported Service (mm/yyyy)	Account Balance	YTD Donations
125924	Chicago Ridge	10/13/2015	Active	48	0	2	-4.00%	56	3	0	Y	2	N	11/2025		
	Exc Award (06/30/2021, 06/30/2022, 06/30/2023)															
65307	CHICAGO ROGERS PARK	05/02/2002	Active(1)	20	0	4	-16.67%	24	3	4	Y		N	11/2025		
	Exc Award (06/30/2022)															
57713	CHICAGO THAI MID WEST	01/03/1996	Active	16	1	0	6.67%	17		3	Y	13	N	09/2025		
	Exc Award (06/30/2022)															
103704	CHICAGO WINDY CITY	09/25/2008	Active	49	2	0	4.26%	48		0	Y		N	10/2025		\$5,300.00
	Exc Award (06/30/2016, 06/30/2020, 06/30/2022, 06/30/2023, 06/30/2024)															
105501	FLOSSMOOR ROSHNI	05/18/2009	Active	3	0	0	0.00%	3		65	N	16		11/2025		
53498	FRANKLIN PARK MANILA	07/01/1992	Active	14	0	0	0.00%	14		4	Y		R	10/2025		\$120.00
	Exc Award (06/30/2018)															
57	GLENWOOD	03/16/1966	Active	18	0	1	-5.26%	19	1	3	Y	2	R	07/2025		
	Exc Award (06/30/2022)															
134670	Harvey Centennial	05/11/2018	Status Quo(2)	12	0	0	0.00%	12		7	Y	9		11/2025	90+ Days	
137694	Justice	04/05/2019	Active	20	0	3	-13.04%	23	3	0	Y		N	07/2025		
149150	KOPE Cyber Lions of District 1-A	12/29/2021	Active(2)	11	0	0	0.00%	14		4	Y	3		11/2025		
64	LA GRANGE HIGHLANDS	04/25/1961	Active	19	1	0	5.56%	15		3	Y		N	11/2025		
	Exc Award (06/30/2018, 06/30/2022)															
65	LANSING	06/25/1937	Active	30	1	1	0.00%	30	21	2	Y		N	09/2025	90+ Days	
127483	Lincolnwood	05/06/2016	Active(1)	18	0	0	0.00%	18		5	Y	2		11/2025		
74	OAK LAWN	03/22/1939	Active	38	0	0	0.00%	38		5	Y		N	11/2025		\$200.00
	Exc Award (06/30/2018, 06/30/2021, 06/30/2023)															
75	OAK PARK-RIVER FOREST	08/01/1920	Active	7	0	0	0.00%	7		19	Y	4		11/2025		
76	ORLAND PARK	03/12/1964	Active	35	2	1	2.94%	37	0	3	Y		N	11/2025		\$50.00
	Exc Award (06/30/2017, 06/30/2018)															
77	PALOS	10/03/1949	Active	71	4	4	0.00%	69	9	0	Y	2	R	11/2025		
	Exc Award (06/30/2018, 06/30/2023)															
81	RIVER GROVE	08/29/1949	Active	83	1	0	1.22%	91		0	Y		R	08/2025		\$1,050.00
	Exc Award (06/30/2022)															
82	RIVERSIDE TOWNSHIP	04/15/1948	Active	33	2	3	-2.94%	34	11	0	Y	3	R	09/2025		



Club Health Assessment for District 1 A through November 2025

			Status	Membership					Reports					Finance	LCIF	
Club Number	Club Name	Charter Date	Times in Status Quo in Past 2 Years	Current Member Count **	YTD Members Added	YTD Members Dropped	YTD Net Growth% ***	Member Count 1 Year Ago	Dropped Members Avg.Length of Service	Months Since Membership Update	Current Officers Reported ****	Current President Repeated Term	VP Reported *****	Last Date Reported Service (mm/yyyy)	Account Balance	YTD Donations
59955	SCHILLER PARK	09/05/1997	Active	2	0	0	0.00%	2		7	N	None		10/2025		
85	SOUTH HOLLAND	08/22/1946	Active	24	0	0	0.00%	24		7	Y		N	10/2025		
87	STICKNEY FOREST VIEW	08/27/1952	Active	53	1	0	1.92%	52		1	Y		N	10/2025		\$600.00
	Exc Award (06/30/2016, 06/30/2017, 06/30/2018, 06/30/2021, 06/30/2022, 06/30/2023, 06/30/2024)															
88	THE FOREST KALA SAMPATH	06/07/1928	Active	32	0	0	0.00%	19		7	Y		N	09/2025		\$2,310.00
	Exc Award (06/30/2023, 06/30/2025)															
89	THORNTON	09/23/1950	Active	24	0	1	-4.00%	25	25	1	Y		N	10/2025		\$210.00
90	TINLEY PARK	10/12/1949	Active	20	0	0	0.00%	24		4	Y		N	09/2025		\$2,500.00
91	WESTCHESTER	02/16/1965	Active	12	1	0	9.09%	12		0	Y		N	11/2025		\$631.20
	Exc Award (06/30/2023)															
92	WILLOW SPRINGS	04/27/1954	Active	46	1	0	2.22%	46		0	Y	2	N	11/2025		\$2,000.00
	Exc Award (06/30/2017, 06/30/2018, 06/30/2019, 06/30/2021, 06/30/2023, 06/30/2024)															
143691	Willow Springs Lioness	12/04/2020	Active	28	4	0	16.67%	24		0	Y	6	R	09/2025		
93	WORTH	10/28/1953	Active	33	0	0	0.00%	37		5	Y			09/2025		
	Exc Award (06/30/2022)															

Clubs Cancelled Previous Fiscal Year – Clubs Cancelled within last 12 months may be reinstated

Club Number	Club Name	Charter Date	Current Status*	Cancellation Date
135017	Chicago Argentine American	06/27/2018	Cancelled(8*)	06/29/2025
58320	CHICAGO BRONZEVILLE	05/17/1996	Cancelled(6*)	12/30/2024
130882	Chicago Eagles Wings	05/08/2017	Cancelled(8*)	01/31/2025
49	CHICAGO UPTOWN	03/17/1921	Cancelled(6*)	06/29/2025

Current Total Clubs Count	YTD New Clubs Count	YTD Cancelled Clubs Count	YTD Net Club Gain	Current Total Members Count	YTD Add	YTD Drop	YTD Net Growth	Member Count 12 Months Ago	Average Member Count Per Club	% of Clubs with less than 20 members	% No Officer Report in 12 Months	% of Clubs with balance 90+ days	Number of Clubs in Status Quo	% Status Quo Clubs in Financial Suspension	Number of Cancelled Clubs	Average Cancelled Club Age	Members Lost Due to Cancellation	% of Clubs Cancelled for Non-Financial Reasons
69	1	0	1	1,824	131	110	21	1,791	26	49%	0%	9%	1	100%	0	0	0	0%



Club Health Assessment for District 1 A through November 2025

			Status	Membership					Reports					Finance	LCIF	
Club Number	Club Name	Charter Date	Times in Status Quo in Past 2 Years	Current Member Count **	YTD Members Added	YTD Members Dropped	YTD Net Growth% ***	Member Count 1 Year Ago	Dropped Members Avg.Length of Service	Months Since Membership Update	Current Officers Reported ****	Current President Repeated Term	VP Reported *****	Last Date Reported Service (mm/yyyy)	Account Balance	YTD Donations

* - P - Priority Club. Cancellation Reasons: 1-Objectives/conduct, 2-Non-active club, 5-Non-existing club, 6-Disbanding, 7-Merger, 8-Financial Suspension, 9-District/Multiple District Dues.

** Red denotes below 15 active members.

*** Red denotes 20% + loss.

**** Y - all 3 (President, Secretary, Treasurer) club officers reported, N - not all 3 reported.

***** Abbreviation: N-New, IP-Immediate Past, R-Repeat.




Club Health Assessment for District 1 BK through November 2025

			Status	Membership					Reports				Finance	LCIF		
Club Number	Club Name	Charter Date	Times in Status Quo in Past 2 Years	Current Member Count **	YTD Members Added	YTD Members Dropped	YTD Net Growth% ***	Member Count 1 Year Ago	Dropped Members Avg.Length of Service	Months Since Membership Update	Current Officers Reported ****	Current President Repeated Term	VP Reported *****	Last Date Reported Service (mm/yyyy)	Account Balance	YTD Donations
Clubs more than two years old																
96	ASHKUM	05/11/1965	Active	35	0	0	0.00%	38		9	Y	2	N	07/2022		
40403	BEECHER	10/26/1981	Active	43	10	0	30.30%	26		0	Y	4		11/2025		\$200.00
Exc Award (06/30/2018, 06/30/2025)																
577	BELLFLOWER	06/27/1958	Active	23	0	0	0.00%	23		17	N	None		03/2024		
98	BOLINGBROOK	11/03/1966	Active	60	2	7	-7.69%	65	13	0	Y		R	11/2025		
Exc Award (06/30/2018, 06/30/2022)																
99	BONFIELD	06/28/1967	Active	30	3	0	11.11%	26		2	Y	3		10/2025	90+ Days	\$100.00
100	BRADLEY	09/10/1946	Active	31	3	1	6.90%	30	3	1	Y		N	11/2025		
101	BRAIDWOOD	02/24/1969	Active	26	2	0	8.33%	26		0	Y	3	R	11/2025		\$100.00
102	BUCKLEY	10/18/1955	Active	22	1	2	-4.35%	23	3	1	Y		N	10/2025		
103	CHANNAHON	01/22/1969	Active	14	0	1	-6.67%	13	10	2	Y	4	R	05/2025		
Exc Award (06/30/2016)																
104	CHEBANSE	05/20/1955	Active	19	2	0	11.76%	16		3	Y		N	08/2025		
583	COAL CITY	01/13/1949	Active	19	0	0	0.00%	20		4	Y	6		09/2024		
584	CORNELL	05/05/1972	Active	31	0	0	0.00%	30		5	Y		N	07/2025		
106	CREST HILL	09/27/1962	Active	30	1	2	-3.23%	27	4	0	Y		R	09/2019		\$1,000.00
107	CRETE	12/07/1939	Active	47	0	0	0.00%	40		3	Y	3		10/2025		
Exc Award (06/30/2021)																
585	DANVERS	04/10/1958	Active	48	0	0	0.00%	47		5	N	None		05/2023		
586	DWIGHT	12/23/1947	Active(1)	29	0	1	-3.33%	32	57	1	Y	2		10/2025		
587	EARLVILLE	09/27/1955	Active	35	2	1	2.94%	35	3	4	Y	2	N	07/2025	90+ Days	
588	FAIRBURY	10/10/1956	Active	17	0	1	-5.56%	18	23	0	Y	2	N	10/2025		\$2,150.00
589	FLANAGAN	03/04/1960	Active	12	0	0	0.00%	12		17	Y	8		04/2025		
111	FRANKFORT	12/28/1940	Active	78	3	1	2.63%	72	4	0	Y	2	R	11/2025		\$4,050.00
Exc Award (06/30/2018, 06/30/2019, 06/30/2022)																
591	GARDNER	11/09/1948	Active	9	0	1	-10.00%	10	13	1	Y		R	07/2022		
592	GIBSON CITY	04/12/1922	Active	50	1	0	2.04%	45		1	Y		N	10/2025		
115	HERSCHER	04/29/1965	Active	30	3	0	11.11%	26		0	Y	7	R	11/2025		




Club Health Assessment for District 1 BK through November 2025

			Status	Membership					Reports					Finance	LCIF	
Club Number	Club Name	Charter Date	Times in Status Quo in Past 2 Years	Current Member Count **	YTD Members Added	YTD Members Dropped	YTD Net Growth% ***	Member Count 1 Year Ago	Dropped Members Avg.Length of Service	Months Since Membership Update	Current Officers Reported ****	Current President Repeated Term	VP Reported *****	Last Date Reported Service (mm/yyyy)	Account Balance	YTD Donations
594	HUDSON	04/13/1964	Active	19	0	0	0.00%	20		11	N	None		07/2021	90+ Days	\$200.00
Exc Award (06/30/2017, 06/30/2018)																
117	JOLIET NOON	01/19/1921	Active	37	2	0	5.71%	33		1	Y			11/2025		
Exc Award (06/30/2024)																
30089	LA MOILLE	01/09/1975	Active	35	0	0	0.00%	30		5	N		N			
597	LELAND	10/23/1956	Active	14	0	1	-6.67%	14	11	0	Y	2	N	08/2025		
120	LEMONT	06/07/1962	Active	105	5	1	3.96%	101	22	0	Y		N	11/2025		
Exc Award (06/30/2016, 06/30/2018, 06/30/2021, 06/30/2023, 06/30/2024)																
122	LOCKPORT	04/27/1939	Active	23	1	4	-11.54%	26	17	1	Y		IP			
598	LONG POINT	04/12/1966	Active	9	0	0	0.00%	9		34	N	None				
41441	MALDEN	06/21/1982	Active	26	0	1	-3.70%	27	28	2	N			05/2025	\$1,000.00	
Exc Award (06/30/2023)																
599	MARSEILLES	01/31/1956	Active	82	1	0	1.23%	93		4	Y		N	07/2023		
Exc Award (06/30/2016)																
125	MARTINTON	10/23/1957	Active	13	0	0	0.00%	13		34	N	None				
601	MENDOTA	11/15/1938	Active	54	1	0	1.89%	52		4	Y	2	R	09/2025		
126	MILFORD	12/04/1951	Active(1)	10	0	0	0.00%	9		6	Y	11		04/2021		
602	MINOOKA	11/30/1955	Active	96	3	0	3.23%	96		1	Y		N	08/2024		
127	MOKENA	11/05/1952	Active	53	1	0	1.92%	52		0	Y	2	N	08/2024		
Exc Award (06/30/2016)																
603	MORRIS	03/31/1938	Active	35	2	0	6.06%	36		0	Y		N	09/2025	\$2,000.00	
Exc Award (06/30/2016, 06/30/2018)																
129	NEW LENOX	08/25/1948	Active	31	0	0	0.00%	30		6	Y	2	N	10/2025		
604	NORMAL	06/22/1965	Active	16	1	4	-15.79%	19	34	0	Y	3	R	11/2025		
Exc Award (06/30/2020)																
130	ONARGA	02/12/1931	Active	26	0	2	-7.14%	30	6	1	Y		N	11/2025		
Exc Award (06/30/2023, 06/30/2024)																
606	OSWEGO	01/13/1948	Active	9	0	0	0.00%	9		7	Y	6		10/2019		
Exc Award (06/30/2018)																
607	OTTAWA	09/25/1936	Active	19	1	0	5.56%	20		2	Y	8		03/2019		
Exc Award (06/30/2016)																



Club Health Assessment for District 1 BK through November 2025

			Status	Membership						Reports				Finance	LCIF	
Club Number	Club Name	Charter Date	Times in Status Quo in Past 2 Years	Current Member Count **	YTD Members Added	YTD Members Dropped	YTD Net Growth***	Member Count 1 Year Ago	Dropped Members Avg.Length of Service	Months Since Membership Update	Current Officers Reported ****	Current President Repeated Term	VP Reported *****	Last Date Reported Service (mm/yyyy)	Account Balance	YTD Donations
132	PLAINFIELD	11/22/1948	Active	98	6	2	4.26%	87	2	0	Y		N	04/2023	90+ Days	\$1,000.00
613	PRINCETON	10/14/1925	Active	19	2	0	11.76%	18		1	Y		IP	04/2025		
Exc Award (06/30/2016)																
108163	ROCKDALE	04/20/2010	Status Quo(1)	3	0	0	0.00%	3		4	N	None		05/2019		
617	SERENA	02/06/1964	Active	31	0	0	0.00%	31		3	Y		R	10/2025		
Exc Award (06/30/2016)																
618	SHEFFIELD	09/24/1951	Active	21	2	1	5.00%	18	15	0	Y	6	R	10/2025		
135	SHOREWOOD	10/23/1963	Active(1)	13	0	0	0.00%	16		7	Y	8	R	10/2025		
621	SPRING VALLEY	07/13/1938	Active	8	0	0	0.00%	8		5	Y	5	R	02/2024		
623	STREATOR	02/05/1953	Active	26	0	0	0.00%	21		5	N			10/2025		
62004	STREATOR HARDCRABBLE	05/27/1999	Active	17	1	0	6.25%	16		2	Y		IP	11/2025	\$145.00	
Exc Award (06/30/2020, 06/30/2021)																
29988	TOWANDA	12/10/1974	Active	21	0	0	0.00%	20		4	Y		N	10/2017		
625	WASHBURN	06/03/1931	Active	14	0	0	0.00%	14		23	Y	8		04/2019		
137	WATSEKA	03/07/1938	Active	22	0	0	0.00%	22		25	N	None		07/2022		
138	WELLINGTON	06/20/1967	Active	4	0	0	0.00%	4		0	N	8				
139	WILMINGTON	07/28/1953	Active	12	0	0	0.00%	8		5	Y	2	N	12/2024		
626	YORKVILLE	01/16/1939	Active	18	0	0	0.00%	18		11	Y	3		05/2025		

Clubs Cancelled Previous Fiscal Year – Clubs Cancelled within last 12 months may be reinstated

Club Number	Club Name	Charter Date	Current Status*	Cancellation Date
128	MOMENCE	04/30/1945	Cancelled(6*)	06/29/2025

Current Total Clubs Count	YTD New Clubs Count	YTD Cancelled Clubs Count	YTD Net Club Gain	Current Total Members Count	YTD Add	YTD Drop	YTD Net Growth	YTD Net Growth %	Member Count 12 Months Ago	Average Member Count Per Club	% of Clubs with less than 20 members	% No Officer Report in 12 Months	% of Clubs with balance 90+ days	Number of Clubs in Status Quo	% Status Quo Clubs in Financial Suspension	Number of Cancelled Clubs	Average Cancelled Club Age	Members Lost Due to Cancellation	% of Clubs Cancelled for Non-Financial Reasons
58	0	0	0	1,777	62	34	28	1.60%	1,723	31	40%	5%	7%	1	100%	0	0	0	0%



Club Health Assessment for District 1 BK through November 2025

			Status	Membership					Reports					Finance	LCIF	
Club Number	Club Name	Charter Date	Times in Status Quo in Past 2 Years	Current Member Count **	YTD Members Added	YTD Members Dropped	YTD Net Growth% ***	Member Count 1 Year Ago	Dropped Members Avg.Length of Service	Months Since Membership Update	Current Officers Reported ****	Current President Repeated Term	VP Reported *****	Last Date Reported Service (mm/yyyy)	Account Balance	YTD Donations

* - P - Priority Club. Cancellation Reasons: 1-Objectives/conduct, 2-Non-active club, 5-Non-existing club, 6-Disbanding, 7-Merger, 8-Financial Suspension, 9-District/Multiple District Dues.

** Red denotes below 15 active members.

*** Red denotes 20% + loss.

**** Y - all 3 (President, Secretary, Treasurer) club officers reported, N - not all 3 reported.

***** Abbreviation: N-New, IP-Immediate Past, R-Repeat.



Club Health Assessment for District 1 CN through November 2025

			Status	Membership						Reports				Finance	LCIF	
Club Number	Club Name	Charter Date	Times in Status Quo in Past 2 Years	Current Member Count **	YTD Members Added	YTD Members Dropped	YTD Net Growth% ***	Member Count 1 Year Ago	Dropped Members Avg.Length of Service	Months Since Membership Update	Current Officers Reported ****	Current President Repeated Term	VP Reported *****	Last Date Reported Service (mm/yyyy)	Account Balance	YTD Donations
Clubs more than two years old																
146	BREESE	09/17/1936	Active	38	0	3	-7.32%	41	21	0	Y		N	11/2023		\$1,000.00
149	CARLYLE	08/21/1936	Active	26	0	0	0.00%	26		1	Y			02/2024		
150	CARMI	05/28/1952	Active	25	0	0	0.00%	31		5	Y		N	09/2023		
156	CENTRAL CITY CENTRALIA	10/06/1965	Active	38	5	1	11.76%	34	0	3	Y		N	10/2025		
134387	Central City Lioness	04/13/2018	Active	30	0	2	-6.25%	38	2	3	Y	2	N	10/2025		
162	COLLINSVILLE	02/20/1923	Active	23	1	0	4.55%	21		3	Y	2	R	12/2022		
42507	COLLINSVILLE MARYVILLE EVENING	04/15/1983	Active	31	0	2	-6.06%	34	14	0	Y	2	R	10/2025		
163	COLUMBIA	07/17/1952	Active	21	0	0	0.00%	21		19	N	None		10/2023		
144733	Columbia 21st Century	12/30/2020	Active	18	0	0	0.00%	25		5	N	None		09/2025		
102544	DUPO EAST CARONDELET	06/23/2008	Active	12	0	0	0.00%	12		1	N	4		04/2018		
173	FAIRFIELD	12/12/1938	Active	11	0	4	-26.67%	15	6	3	Y	5		08/2025	90+ Days	
187	LEBANON	07/21/1950	Active	25	3	0	13.64%	21		0	Y	2	R	10/2025		\$100.00
Exc Award (06/30/2018)																
192	MASCOUTAH	02/23/1952	Active	37	0	0	0.00%	35		5	Y		N	07/2020		
38541	MASCOUTAH NOON	06/09/1980	Active	45	0	0	0.00%	45		20	Y		N	08/2017		
195	MOUNT CARMEL	07/30/1952	Active	21	0	0	0.00%	24		5	N	None		12/2023		
196	MOUNT VERNON	01/14/1924	Active	24	0	0	0.00%	23		5	Y	2	R	12/2014		
198	NASHVILLE	05/31/1938	Active	84	1	1	0.00%	85	4	4	Y		N	06/2025	90+ Days	
200	NEW BADEN	11/22/1951	Active	17	0	0	0.00%	17		7	Y	2	N	11/2025		
201	NOBLE	05/04/1938	Active	20	0	2	-9.09%	21	23	1	Y	3		10/2025		
30312	O'FALLON/FAIRVIEW HEIGHTS	03/06/1975	Active	21	0	0	0.00%	21		2	Y	7		04/2024		\$550.00
203	OKAWVILLE	09/04/1930	Active	61	3	2	1.67%	60	26	1	Y		N	11/2025		\$2,000.00
211	SALEM	02/19/1936	Active(1)	52	0	0	0.00%	59		2	Y		N	08/2025		
33809	SMITHTON	05/18/1977	Active	2	0	0	0.00%	2		5	Y	4		09/2025		
210	ST JACOB	10/26/1965	Active	112	5	18	-10.40%	122	4	0	Y		N	01/2023		
218	SUMMERFIELD	06/27/1966	Active	5	2	1	25.00%	5	0	0	Y	2	N	05/2015		



Club Health Assessment for District 1 CN through November 2025

INTERNATIONAL

			Status	Membership						Reports				Finance	LCIF	
Club Number	Club Name	Charter Date	Times in Status Quo in Past 2 Years	Current Member Count **	YTD Members Added	YTD Members Dropped	YTD Net Growth% ***	Member Count 1 Year Ago	Dropped Members Avg.Length of Service	Months Since Membership Update	Current Officers Reported ****	Current President Repeated Term	VP Reported *****	Last Date Reported Service (mm/yyyy)	Account Balance	YTD Donations
222	TROY	06/24/1938	Active	20	3	0	17.65%	18		0	Y	3		02/2024		
35512	VALMEYER	05/08/1978	Active	26	0	1	-3.70%	30	8	2	Y	4		11/2025		\$10.00
223	WATERLOO	12/20/1951	Active	55	5	5	0.00%	49	5	0	Y		N	11/2025		\$6,260.00

Clubs Cancelled Previous Fiscal Year – Clubs Cancelled within last 12 months may be reinstated

Club Number	Club Name	Charter Date	Current Status*	Cancellation Date
102555	EAST SAINT LOUIS	06/26/2008	Cancelled(6*)	06/29/2025
177	GRAYVILLE	08/22/1938	Cancelled(6*)	11/30/2024
33810	SWANSEA-BELLEVILLE MIDTOWN	05/11/1977	Cancelled(6*)	06/29/2025

Current Total Clubs Count	YTD New Clubs Count	YTD Cancelled Clubs Count	YTD Net Club Gain	Current Total Members Count	YTD Add	YTD Drop	YTD Net Growth	YTD Net Growth %	Member Count 12 Months Ago	Average Member Count Per Club	% of Clubs with less than 20 members	% No Officer Report in 12 Months	% of Clubs with balance 90+ days	Number of Clubs in Status Quo	% Status Quo Clubs in Financial Suspension	Number of Cancelled Clubs	Average Cancelled Club Age	Members Lost Due to Cancellation	% of Clubs Cancelled for Non-Financial Reasons
28	0	0	0	900	28	42	-14	-1.53%	935	32	21%	7%	7%	0	0%	0	0	0	0%

* - P - Priority Club. Cancellation Reasons: 1-Objectives/conduct, 2-Non-active club, 5-Non-existing club, 6-Disbanding, 7-Merger, 8-Financial Suspension, 9-District/Multiple District Dues.

** Red denotes below 15 active members.


*** Red denotes 20% + loss.

**** Y - all 3 (President, Secretary, Treasurer) club officers reported, N - not all 3 reported.

***** Abbreviation: N-New, IP-Immediate Past, R-Repeat.




Club Health Assessment for District 1 CS through November 2025

			Status	Membership					Reports					Finance	LCIF	
Club Number	Club Name	Charter Date	Times in Status Quo in Past 2 Years	Current Member Count **	YTD Members Added	YTD Members Dropped	YTD Net Growth% ***	Member Count 1 Year Ago	Dropped Members Avg.Length of Service	Months Since Membership Update	Current Officers Reported ****	Current President Repeated Term	VP Reported *****	Last Date Reported Service (mm/yyyy)	Account Balance	YTD Donations
Clubs more than two years old																
145	BENTON	03/12/1935	Active	30	1	0	3.45%	29		2	Y	8		12/2018		
148	CARBONDALE	07/15/1921	Active	41	0	0	0.00%	42		5	Y	2	N	02/2024		
152	CARTERVILLE	05/18/1922	Active	28	1	3	-6.67%	29	4	0	Y		N	04/2024		
158	CHESTER	04/20/1936	Active	22	2	0	10.00%	19		4	Y	2	R	07/2025		\$25.00
159	CHRISTOPHER	02/07/1924	Active	28	2	3	-3.45%	28	18	1	Y		N	11/2025		
Exc Award (06/30/2024)																
161	COBDEN	04/21/1938	Active	36	0	0	0.00%	36		29	Y			12/2023		
165	DESOTO	06/19/1970	Active	16	0	0	0.00%	16		13	Y	11				
167	DU QUOIN	03/10/1936	Active	15	7	1	66.67%	9	14	2	Y	10				
170	ELDORADO	11/23/1922	Active	26	5	0	23.81%	24		1	Y		N	11/2025	90+ Days	
Exc Award (06/30/2023)																
176	GALATIA	03/09/1973	Active	16	0	0	0.00%	19		6	Y	21		03/2018		
47941	HARRISBURG TOWN & COUNTRY	12/14/1987	Active	14	0	0	0.00%	14		4	Y	2	R	07/2025		
179	HERRIN-ENERGY	06/06/1922	Active	12	0	0	0.00%	12		7	Y		N	05/2024		
66804	JOHNSTON CITY	11/05/2002	Active	14	0	0	0.00%	12		6	Y	3	R	08/2025		
188	LENZBURG	03/14/1963	Active	6	0	0	0.00%	6		16	Y	10				
190	MARION	04/24/1923	Active	22	2	9	-24.14%	30	26	1	Y	7	R	11/2025		
193	METROPOLIS	01/24/1941	Active	14	0	0	0.00%	15		4	Y	2	R	05/2021		
194	MOUNDS	11/02/1959	Active	19	3	1	11.76%	16	18	0	Y	5		11/2025		\$400.00
Exc Award (06/30/2018)																
199	NEW ATHENS	12/20/1951	Active	10	1	0	11.11%	9		3	Y	6		02/2020		
206	RED BUD	05/06/1935	Active	48	1	1	0.00%	43	22	2	Y			10/2018	90+ Days	
216	SPARTA	05/15/1939	Active	40	1	1	0.00%	42	29	0	Y		N	10/2025		
Exc Award (06/30/2024)																
217	STEELEVILLE	05/04/1936	Active	10	0	0	0.00%	10		1	Y	2	N	11/2025		
221	TRICO	04/14/1955	Active	12	0	0	0.00%	10		6	Y	2				
224	WEST FRANKFORT	10/19/1922	Active	26	0	0	0.00%	31		5	Y		N	11/2025		



Club Health Assessment for District 1 CS through November 2025

<div>Club NumberClub NameCharter Date</div>						Status		Membership					Reports				Finance		LCIF
						Times in Status Quo in Past 2 Years	Current Member Count **	YTD Members Added	YTD Members Dropped	YTD Net Growth***	Member Count 1 Year Ago	Dropped Members Avg.Length of Service	Months Since Membership Update	Current Officers Reported ****	Current President Repeated Term	VP Reported *****	Last Date Reported Service (mm/yyyy)	Account Balance	YTD Donations
Current Total Clubs Count	YTD New Clubs Count	YTD Cancelled Clubs Count	YTD Net Club Gain	Current Total Members Count	YTD Add	YTD Drop	YTD Net Growth	Member Count 12 Months Ago	Average Member Count Per Club	% of Clubs with less than 20 members	% No Officer Report in 12 Months	% of Clubs with balance 90+ days	Number of Clubs in Status Quo	% Status Quo Clubs in Financial Suspension	Number of Cancelled Clubs	Average Cancelled Club Age	Members Lost Due to Cancellation	% of Clubs Cancelled for Non-Financial Reasons	
23	0	0	0	505	26	19	7	1.41%	501	22	52%	0%	9%	0	0%	0	0	0	0%

* - P - Priority Club. Cancellation Reasons: 1-Objectives/conduct, 2-Non-active club, 5-Non-existing club, 6-Disbanding, 7-Merger, 8-Financial Suspension, 9-District/Multiple District Dues.

** Red denotes below 15 active members.

*** Red denotes 20% + loss.

**** Y - all 3 (President, Secretary, Treasurer) club officers reported, N - not all 3 reported.

***** Abbreviation: N-New, IP-Immediate Past, R-Repeat.



Club Health Assessment for District 1 D through November 2025

			Status	Membership						Reports				Finance		LCIF
Club Number	Club Name	Charter Date	Times in Status Quo in Past 2 Years	Current Member Count **	YTD Members Added	YTD Members Dropped	YTD Net Growth% ***	Member Count 1 Year Ago	Dropped Members Avg.Length of Service	Months Since Membership Update	Current Officers Reported ****	Current President Repeated Term	VP Reported *****	Last Date Reported Service (mm/yyyy)	Account Balance	YTD Donations
Clubs less than two years old																
177925	Rockford 815	08/28/2024	Active	21	0	3	-12.50%	25	1	2	Y		N	08/2025		
Clubs more than two years old																
225	ALBANY	05/11/1970	Active	20	0	0	0.00%	20		6	N	None		08/2020		
226	AMBOY	01/22/1948	Active	36	1	1	0.00%	40	12	4	Y	3	R	07/2025		\$750.00
Exc Award (06/30/2019)																
227	APPLE RIVER	03/07/1946	Active	36	2	0	5.88%	35		2	N			10/2019		
229	BELVIDERE	04/16/1946	Active	44	0	0	0.00%	43		1	Y		N	05/2025		
Exc Award (06/30/2019, 06/30/2023)																
230	BYRON	05/20/1960	Active	35	0	0	0.00%	42		5	Y	12	R	10/2015		
231	CAPRON	03/30/1955	Active	30	1	0	3.45%	27		4	Y		R	10/2025		
51571	CEDARVILLE	04/25/1991	Active	20	1	2	-4.76%	18	0	4	Y	2	R	11/2025		\$100.00
232	CHADWICK	04/19/1963	Active	16	1	4	-15.79%	18	2	2	Y		N	10/2025		
235	DIXON EVENING	03/10/1964	Active	14	0	0	0.00%	15		5	Y		N	03/2019		
132258	Dixon Lioness	07/27/2017	Active	21	2	2	0.00%	21	5	0	Y		R	03/2023	90+ Days	
234	DIXON NOON	04/23/1936	Active	15	0	1	-6.25%	16	23	1	Y	3	R	12/2024		\$50.00
236	DURAND	06/29/1973	Active	38	0	0	0.00%	42		2	Y		N	10/2025		
237	EAST DUBUQUE	06/22/1936	Active	28	1	0	3.70%	26		2	Y	4		10/2025		
240	FORRESTON	05/22/1963	Active	24	0	0	0.00%	26		3	Y	4	R	12/2021		
242	FREEPORT	03/26/1936	Active	32	2	0	6.67%	31		2	Y		N	10/2025		
Exc Award (06/30/2023)																
244	GALENA	09/14/1936	Active	36	2	0	5.88%	34		0	Y	3	R	12/2024		
245	GENOA	10/28/1952	Active	24	0	0	0.00%	27		7	Y		N	07/2024		\$750.00
38247	GERMAN VALLEY	04/28/1980	Active	29	1	0	3.57%	31		2	N		N	11/2025		
Exc Award (06/30/2023)																
248	KIRKLAND	08/04/1948	Active	73	2	2	0.00%	73	1	0	Y		N	03/2025		
249	LANARK	06/11/1956	Active	42	0	1	-2.33%	43	23	2	Y		N	09/2025		
250	LEAF RIVER	03/11/1957	Active	17	0	1	-5.56%	19	19	0	N	None	N	08/2025		
Exc Award (06/30/2019)																



Club Health Assessment for District 1 D through November 2025

			Status	Membership						Reports				Finance	LCIF	
Club Number	Club Name	Charter Date	Times in Status Quo in Past 2 Years	Current Member Count **	YTD Members Added	YTD Members Dropped	YTD Net Growth% ***	Member Count 1 Year Ago	Dropped Members Avg.Length of Service	Months Since Membership Update	Current Officers Reported ****	Current President Repeated Term	VP Reported *****	Last Date Reported Service (mm/yyyy)	Account Balance	YTD Donations
251	LENA	06/01/1949	Active	72	2	3	-1.37%	76	18	1	Y		N	10/2025		\$500.00
	Exc Award (06/30/2019)															
252	LOVES PARK	10/23/1950	Active	28	4	2	7.69%	26	30	1	Y	2	R	10/2025		\$1,000.00
122671	MACKTOWN	06/30/2014	Active	5	0	0	0.00%	5		29	N	None		05/2019	90+ Days	
256	MORRISON	09/29/1938	Active	22	0	1	-4.35%	24	17	3	Y	2	R	11/2025		
257	MOUNT CARROLL	04/16/1948	Active	37	1	0	2.78%	38		1	Y	2	R	11/2025	90+ Days	
122012	Orangeville	04/28/2014	Active	27	7	1	28.57%	24	2	2	Y		N	07/2025		
	Exc Award (06/30/2022)															
259	OREGON	07/08/1952	Active	38	2	7	-11.63%	46	21	1	Y		N	11/2025	90+ Days	
	Exc Award (06/30/2022, 06/30/2024)															
260	PAW PAW	04/11/1946	Active	65	0	1	-1.52%	69	3	4	Y		N	04/2025	90+ Days	
261	PEARL CITY	10/21/1954	Active(1)	35	0	0	0.00%	35		5	Y	2		09/2025		\$500.00
	Exc Award (06/30/2019)															
262	PECATONICA	06/02/1961	Active	20	0	2	-9.09%	22	2	4	Y	9		10/2025	90+ Days	\$300.00
263	POLO	02/17/1948	Active	53	0	0	0.00%	52		5	N			04/2025		
264	POPLAR GROVE	02/21/1961	Active	37	0	0	0.00%	39		7	Y		N	10/2025		
265	PROPHETSTOWN	12/11/1947	Active	15	0	2	-11.76%	17	30	3	Y	2		02/2020		
266	ROCHELLE	08/22/1951	Active	13	0	5	-27.78%	18	25	3	N	3	R	06/2025		
268	ROCKFORD	02/03/1920	Active	42	3	6	-6.67%	43	12	0	Y			10/2024	90+ Days	\$100.00
	Exc Award (06/30/2016, 06/30/2017, 06/30/2018, 06/30/2020, 06/30/2021, 06/30/2022)															
270	ROCKTON	12/14/1938	Active	73	0	0	0.00%	64		2	Y		N	03/2025	90+ Days	\$10.00
	Exc Award (06/30/2016)															
271	ROSCOE	06/12/1961	Active	23	5	1	21.05%	21	9	2	Y		N	02/2012		
272	SAVANNA	09/20/1927	Active	24	0	1	-4.00%	24	3	3	Y	18		11/2024		
274	SHANNON	08/12/1955	Active	20	0	0	0.00%	22		6	Y	6		04/2018		
275	SOUTH BELOIT	05/16/1944	Active	28	2	5	-9.68%	30	49	0	Y	2		01/2019		
278	STILLMAN VALLEY	04/16/1956	Active	21	0	0	0.00%	18		6	Y		N	06/2019	90+ Days	
279	STOCKTON	05/07/1945	Active	17	0	0	0.00%	17		16	N	13		07/2012		
280	TAMPICO	08/29/1957	Active	8	0	0	0.00%	8		5	Y	5	N	05/2025		\$100.00



Club Health Assessment for District 1 D through November 2025

INTERNATIONAL

			Status		Membership					Reports				Finance		LCIF		
Club Number	Club Name	Charter Date	Times in Status Quo in Past 2 Years	Current Member Count **	YTD Members Added	YTD Members Dropped	YTD Net Growth% ***	Member Count 1 Year Ago	Dropped Members Avg.Length of Service	Months Since Membership Update	Current Officers Reported ****	Current President Repeated Term	VP Reported *****	Last Date Reported Service (mm/yyyy)	Account Balance	YTD Donations		
281	THOMSON	07/22/1957	Active	9	0	1	-10.00%	10	51	4	N			08/2019				
282	WARREN	08/23/1949	Active	19	0	0	0.00%	20		4	Y		N	12/2024				
283	WINNEBAGO	05/29/1961	Active	19	0	0	0.00%	19		2	N	None		12/2023				
Current Total Clubs Count	YTD New Clubs Count	YTD Cancelled Clubs Count	YTD Net Club Gain	Current Total Members Count	YTD Add	YTD Drop	YTD Net Growth %	Member Count 12 Months Ago	Average Member Count Per Club	% of Clubs with less than 20 members	% No Officer Report in 12 Months	% of Clubs with balance 90+ days	Number of Clubs in Status Quo	% Status Quo Clubs in Financial Suspension	Number of Cancelled Clubs	Average Cancelled Club Age	Members Lost Due to Cancellation	% of Clubs Cancelled for Non-Financial Reasons
48	0	0	0	1,421	42	55	-13	-0.91%	1,459	30	25%	6%	19%	0	0%	0	0	0

* - P - Priority Club. Cancellation Reasons: 1-Objectives/conduct, 2-Non-active club, 5-Non-existing club, 6-Disbanding, 7-Merger, 8-Financial Suspension, 9-District/Multiple District Dues.

** Red denotes below 15 active members.

*** Red denotes 20% + loss.

**** Y - all 3 (President, Secretary, Treasurer) club officers reported, N - not all 3 reported.

***** Abbreviation: N-New, IP-Immediate Past, R-Repeat.



Club Health Assessment for District 1 F through November 2025

			Status	Membership						Reports				Finance	LCIF	
Club Number	Club Name	Charter Date	Times in Status Quo in Past 2 Years	Current Member Count **	YTD Members Added	YTD Members Dropped	YTD Net Growth% ***	Member Count 1 Year Ago	Dropped Members Avg.Length of Service	Months Since Membership Update	Current Officers Reported ****	Current President Repeated Term	VP Reported *****	Last Date Reported Service (mm/yyyy)	Account Balance	YTD Donations
Clubs more than two years old																
362	ANTIOCH	07/16/1937	Active	105	10	4	6.06%	98	14	1	Y			09/2025		
363	ARLINGTON HEIGHTS	09/25/1925	Active	33	2	1	3.13%	31	24	0	Y		N	10/2025		
364	BARRINGTON	10/15/1925	Active	55	4	3	1.85%	54	12	2	Y	2	R	11/2025		\$50.00
120169	Buffalo Grove	08/16/2013	Active	15	3	1	15.38%	13	7	2	Y			10/2025		
367	DEERFIELD	01/28/1949	Active	16	0	0	0.00%	16		13	N	None		11/2025		
368	DES PLAINES	05/06/1924	Active	7	1	1	0.00%	5	3	1	Y			10/2025		\$250.00
Exc Award (06/30/2023)																
369	ELK GROVE VILLAGE	10/28/1958	Active	25	0	0	0.00%	22		3	Y	2		11/2025		\$100.00
111092	EVANSTON SUNRISE	05/25/2011	Active	11	0	0	0.00%	14		5	Y		N	11/2025		
372	FOX LAKE	10/15/1948	Active	20	2	0	11.11%	17		2	Y	2	R	10/2025		
373	GAGEWOOD	05/20/1959	Active	28	0	0	0.00%	29		7	Y	3	N	11/2025		
375	GLENVIEW	08/21/1950	Active	20	0	0	0.00%	20		14	Y	4	R	11/2025		\$100.00
376	GRAYSLAKE	05/29/1940	Active	45	1	6	-10.00%	45	23	0	Y		IP	11/2025		
380	LAKE FOREST LAKE BLUFF	04/03/1950	Active	31	1	0	3.33%	29		0	Y		N	07/2025		\$3,000.00
381	LAKE VILLA TOWNSHIP	06/04/1963	Active	35	1	0	2.94%	30		2	Y		N	11/2025		
Exc Award (06/30/2017)																
382	LAKE ZURICH	08/01/1939	Active	62	0	1	-1.59%	64	18	0	Y	3	N	09/2025		
43064	LONG GROVE	10/28/1983	Active	31	2	2	0.00%	31	30	1	Y	4	R	09/2025	90+ Days	\$100.00
385	MOUNT PROSPECT	03/01/1934	Active	93	5	1	4.49%	85	2	0	Y		N	10/2025		
Exc Award (06/30/2016)																
387	NILES	02/27/1953	Active	19	3	0	18.75%	23		3	Y	2	R	07/2011	90+ Days	
389	NORTH CHICAGO	11/15/1954	Active	12	0	0	0.00%	12		9	Y	21	R	10/2025		
391	PALATINE	09/29/1925	Active	21	26	23	16.67%	20	2	0	Y	6	R	11/2025		\$3,160.00
393	PARK RIDGE	06/30/1947	Active	18	0	0	0.00%	19		1	Y	13	R	10/2025		
394	PROSPECT HEIGHTS	01/29/1954	Active	26	2	0	8.33%	20		4	Y		R	04/2025		
396	SCHAUMBURG-HOFFMAN	04/12/1961	Active	28	3	0	12.00%	29		1	Y	7	R	10/2025		\$100.00
Exc Award (06/30/2016, 06/30/2017, 06/30/2019)																



Club Health Assessment for District 1 F through November 2025

				Membership							Reports				Finance		LCIF		
Club Number	Club Name	Charter Date	Status		Current Member Count **	YTD Members Added	YTD Members Dropped	YTD Net Growth***	Member Count 1 Year Ago	Dropped Members Avg.Length of Service	Months Since Membership Update	Current Officers Reported ****	Current President Repeated Term	VP Reported *****	Last Date Reported Service (mm/yyyy)	Account Balance	YTD Donations		
			Times in Status Quo in Past 2 Years																
42364	SKOKIE	03/03/1983	Active		20	2	0	11.11%	18		2	Y	6	R	11/2025	90+ Days			
Exc Award (07/01/2017)																			
42365	VERNON HILLS	03/14/1983	Active		16	1	0	6.67%	17		1	Y		R	10/2025				
399	WAUCONDA	08/13/1941	Active		30	0	1	-3.23%	30	58	0	Y		N	11/2025				
401	WAUKEGAN LITTLE FORT	02/07/1973	Active		13	3	1	18.18%	12	4	0	Y	6	R	11/2025				
53174	WAUKEGAN UPTOWN	05/28/1992	Active		10	0	1	-9.09%	11	1	2	N	None		11/2025		\$100.00		
405	WINTHROP HARBOR	09/23/1954	Active		25	4	1	13.64%	14	22	0	Y	3	R	11/2025		\$1,000.00		
Current Total Clubs Count	YTD New Clubs Count	YTD Cancelled Clubs Count	YTD Net Club Gain	Current Total Members Count	YTD Add	YTD Drop	YTD Net Growth	YTD Net Growth %	Member Count 12 Months Ago	Average Member Count Per Club	% of Clubs with less than 20 members	% No Officer Report in 12 Months	% of Clubs with balance 90+ days	Number of Clubs in Status Quo	% Status Quo Clubs in Financial Suspension	Number of Cancelled Clubs	Average Cancelled Club Age	Members Lost Due to Cancellation	% of Clubs Cancelled for Non-Financial Reasons
29	0	0	0	870	76	47	29	3.45%	828	30	34%	3%	10%	0	0%	0	0	0	0%

* - P - Priority Club. Cancellation Reasons: 1-Objectives/conduct, 2-Non-active club, 5-Non-existing club, 6-Disbanding, 7-Merger, 8-Financial Suspension, 9-District/Multiple District Dues.

** Red denotes below 15 active members.


*** Red denotes 20% + loss.

**** Y - all 3 (President, Secretary, Treasurer) club officers reported, N - not all 3 reported.

***** Abbreviation: N-New, IP-Immediate Past, R-Repeat.



Club Health Assessment for District 1 G through November 2025

			Status	Membership					Reports					Finance		LCIF
Club Number	Club Name	Charter Date	Times in Status Quo in Past 2 Years	Current Member Count **	YTD Members Added	YTD Members Dropped	YTD Net Growth% ***	Member Count 1 Year Ago	Dropped Members Avg.Length of Service	Months Since Membership Update	Current Officers Reported ****	Current President Repeated Term	VP Reported *****	Last Date Reported Service (mm/yyyy)	Account Balance	YTD Donations
Clubs more than two years old																
409	AUGUSTA	11/30/1949	Active	14	0	0	0.00%	9		7	Y	2	N	12/2024		
31908	BEARDSTOWN	03/31/1976	Active	34	0	0	0.00%	34		14	N	None				
412	CAMP POINT	09/30/1946	Active	19	0	0	0.00%	22		5	Y	2		03/2024		
413	CARLINVILLE	05/22/1944	Active	59	1	3	-3.28%	61	19	0	Y		N	11/2025		
414	CARROLLTON	09/26/1935	Active	8	0	0	0.00%	12		0	Y		IP	03/2016		
41440	CHAPIN	06/28/1982	Active	26	0	0	0.00%	26		7	Y		N	11/2025		\$150.00
415	CLAYTON	01/31/1949	Active	10	0	0	0.00%	10		46	Y	2		03/2022		
416	COATSBURG	11/18/1958	Active	36	0	0	0.00%	33		5	Y	2	R	08/2025		
Exc Award (06/30/2023)																
419	EDWARDSVILLE	06/30/1944	Active(1)	3	0	0	0.00%	8		9	N	None		10/2015		
421	FRANKLIN	12/26/1951	Active	23	0	5	-17.86%	29	17	3	Y		R	11/2025		
43586	GILLESPIE	03/14/1984	Active	13	0	0	0.00%	13		9	Y	3		12/2023		
423	GOLDEN	06/28/1940	Active	14	0	0	0.00%	14		12	Y	5		05/2025		
424	GREENFIELD	04/10/1939	Active	15	1	0	7.14%	16		2	Y	2	N	11/2025		
30410	HIGHLAND	03/20/1975	Active	62	2	9	-10.14%	67	17	2	Y		N	10/2025		\$250.00
Exc Award (06/30/2024)																
427	HULL	03/24/1952	Active	24	0	0	0.00%	24		22	N	None		01/2020		
428	JACKSONVILLE	04/03/1924	Active	28	3	2	3.70%	24	6	1	Y	2	N	10/2025	90+ Days	
Exc Award (06/30/2018, 06/30/2024)																
429	JERSEYVILLE	06/17/1935	Active	7	0	0	0.00%	7		15	Y	12		08/2025		
430	LIBERTY	10/10/1946	Active	35	0	0	0.00%	35		5	Y			07/2018		
432	LORAIN	03/23/1971	Active	37	1	3	-5.13%	35	2	1	Y		N	11/2025	90+ Days	\$250.00
434	MARINE	03/27/1967	Active	8	0	1	-11.11%	9	58	1	Y	7	R	04/2016		
435	MENDON	06/11/1940	Active	21	0	0	0.00%	21		7	Y		R	07/2014		
439	PALMYRA	09/26/1940	Active	11	0	0	0.00%	11		18	Y	2	R			
440	PITTSFIELD	09/22/1920	Active	19	0	0	0.00%	21		6	N			12/2024	90+ Days	\$500.00
444	QUINCY	07/21/1919	Active	15	2	0	15.38%	13		3	Y		N	07/2025		



Club Health Assessment for District 1 G through November 2025

INTERNATIONAL

			Status	Membership						Reports				Finance	LCIF	
Club Number	Club Name	Charter Date	Times in Status Quo in Past 2 Years	Current Member Count **	YTD Members Added	YTD Members Dropped	YTD Net Growth***	Member Count 1 Year Ago	Dropped Members Avg.Length of Service	Months Since Membership Update	Current Officers Reported ****	Current President Repeated Term	VP Reported *****	Last Date Reported Service (mm/yyyy)	Account Balance	YTD Donations
29444	RUSHVILLE	06/21/1974	Active	11	0	0	0.00%	11		5	Y		N	10/2025		
448	STAUNTON	04/10/1950	Active	9	0	0	0.00%	9		12	Y	12	R	11/2025		
	Exc Award (06/30/2016)															
450	TIMEWELL	12/19/1950	Active	7	0	0	0.00%	7		20	Y	15	R	09/2025		
44409	VERSAILLES	12/28/1984	Active	10	0	0	0.00%	9		5	N	None		02/2019		
110580	WARSAW	03/17/2011	Active	16	0	0	0.00%	20		8	Y	4	N	05/2022		
454	WAVERLY	09/18/1940	Active	20	0	1	-4.76%	21	23	0	Y	16	R	11/2025		
455	WHITE HALL	03/28/1939	Active	38	3	1	5.56%	37	9	3	N	None	N	11/2025		

Clubs Cancelled Previous Fiscal Year – Clubs Cancelled within last 12 months may be reinstated

Club Number	Club Name	Charter Date	Current Status*	Cancellation Date
441	PLAINVILLE	02/28/1952	Cancelled(6*)	11/30/2024

Current Total Clubs Count	YTD New Clubs Count	YTD Cancelled Clubs Count	YTD Net Club Gain	Current Total Members Count	YTD Add	YTD Drop	YTD Net Growth	YTD Net Growth %	Member Count 12 Months Ago	Average Member Count Per Club	% of Clubs with less than 20 members	% No Officer Report in 12 Months	% of Clubs with balance 90+ days	Number of Clubs in Status Quo	% Status Quo Clubs in Financial Suspension	Number of Cancelled Clubs	Average Cancelled Club Age	Members Lost Due to Cancellation	% of Clubs Cancelled for Non-Financial Reasons
31	0	0	0	652	13	25	-12	-1.81%	668	21	58%	13%	10%	0	0%	0	0	0	0%

* - P - Priority Club. Cancellation Reasons: 1-Objectives/conduct, 2-Non-active club, 5-Non-existing club, 6-Disbanding, 7-Merger, 8-Financial Suspension, 9-District/Multiple District Dues.

** Red denotes below 15 active members.


*** Red denotes 20% + loss.

**** Y - all 3 (President, Secretary, Treasurer) club officers reported, N - not all 3 reported.

***** Abbreviation: N-New, IP-Immediate Past, R-Repeat.




Club Health Assessment for District 1 H through November 2025

			Status							Membership				Reports				Finance		LCIF
Club Number	Club Name	Charter Date	Times in Status Quo in Past 2 Years	Current Member Count **	YTD Members Added	YTD Members Dropped	YTD Net Growth% ***	Member Count 1 Year Ago	Dropped Members Avg.Length of Service	Months Since Membership Update	Current Officers Reported ****	Current President Repeated Term	VP Reported *****	Last Date Reported Service (mm/yyyy)	Account Balance	YTD Donations				
Clubs more than two years old																				
58411	ALPHA-WOODHULL ALWOOD	06/20/1996	Active	14	0	0	0.00%	14		12	N	None		11/2024						
460	ALTONA	03/19/1953	Active	22	0	1	-4.35%	23	33	4	Y	2		11/2024						
461	ANDALUSIA	11/23/1962	Active	23	4	1	15.00%	20	31	1	Y	7		12/2024	90+ Days					
463	ASTORIA	11/23/1970	Active	26	1	0	4.00%	24		2	Y	2	N	08/2024						
462	AVON	03/22/1956	Active	19	0	3	-13.64%	23	10	2	N	2	R	08/2025						
464	BARTONVILLE	03/18/1954	Active	33	0	0	0.00%	36		5	Y	3	R	11/2024						
467	BRADFORD	04/09/1965	Active	19	0	0	0.00%	15		5	Y	11		05/2025						
468	BUSHNELL	03/29/1956	Active	8	0	0	0.00%	8		7	Y	2	R	08/2019						
470	CARTHAGE	05/19/1966	Active	41	1	2	-2.38%	40	19	0	Y		N	03/2024		\$100.00				
35021	CHILLICOTHE	02/14/1978	Active	22	1	3	-8.33%	20	15	1	N			11/2024	90+ Days					
471	COAL VALLEY	06/15/1964	Status Quo(3)	7	0	0	0.00%	7		15	N	None		12/2024	90+ Days					
472	COLCHESTER	09/18/1951	Active	44	2	0	4.76%	43		3	Y	2	R	10/2024						
473	CREVE COEUR	01/26/1944	Active	11	2	0	22.22%	8		2	Y	13	R	09/2024						
30702	DALLAS CITY	05/14/1975	Status Quo(1)	4	0	0	0.00%	4		19	N	None		09/2024	90+ Days					
478	ELIZA	04/09/1973	Active	14	0	0	0.00%	15		5	Y	9	R	06/2025						
479	GALESBURG	11/18/1920	Active	74	0	0	0.00%	78		1	Y		N	09/2025						
Exc Award (06/30/2023)																				
480	GALVA	07/15/1947	Status Quo(1)	27	2	0	8.00%	26		3	Y		N	01/2025	90+ Days	\$1,000.00				
483	HOPEDALE	12/07/1970	Active	40	7	3	11.11%	37	18	2	Y		N	07/2025	90+ Days					
487	LA HARPE	03/15/1971	Active	31	3	2	3.33%	35	3	1	Y			09/2024						
490	MACKINAW	06/19/1964	Active	29	1	0	3.57%	29		2	Y	2		09/2024						
491	MACOMB	05/23/1963	Active	21	0	1	-4.55%	24	12	2	Y		N	07/2025						
39332	MILAN	01/31/1981	Active	30	2	3	-3.23%	29	7	2	Y	2	R	11/2024						
46996	MONMOUTH NOON	03/02/1987	Active	9	0	0	0.00%	13		9	N	None		07/2024						
498	NORTH HENDERSON	12/17/1951	Active	7	1	0	16.67%	6		0	Y	22		10/2024						
500	ORION	04/30/1956	Active	39	0	1	-2.50%	40	12	3	Y	3		08/2025						
Exc Award (06/30/2023)																				



Club Health Assessment for District 1 H through November 2025

			Status	Membership						Reports				Finance	LCIF	
Club Number	Club Name	Charter Date	Times in Status Quo in Past 2 Years	Current Member Count **	YTD Members Added	YTD Members Dropped	YTD Net Growth% ***	Member Count 1 Year Ago	Dropped Members Avg.Length of Service	Months Since Membership Update	Current Officers Reported ****	Current President Repeated Term	VP Reported *****	Last Date Reported Service (mm/yyyy)	Account Balance	YTD Donations
501	PEKIN	10/22/1940	Active	18	0	2	-10.00%	20	22	3	Y	2	R	06/2025	90+ Days	\$600.00
503	PEORIA HEIGHTS-SUBURBAN L C Exc Award (06/30/2022)	04/30/1954	Active	22	1	5	-15.38%	25	8	2	Y		N	09/2025		
38248	PRINCEVILLE	04/09/1980	Active	57	0	0	0.00%	58		5	Y		N	08/2024		
504	ROCK ISLAND EVENING	09/03/1943	Active	11	0	0	0.00%	13		5	Y		N	06/2025		
506	ROSEVILLE	08/11/1958	Active	17	0	0	0.00%	16		10	Y	8	R	12/2024		
143975	Silvis Exc Award (06/30/2022)	12/12/2020	Active	17	1	0	6.25%	21		3	Y	3	R	08/2025		
34597	STRONGHURST	11/29/1977	Active	12	0	0	0.00%	12		7	Y	14		05/2024		
508	TOULON	10/03/1946	Active	25	0	2	-7.41%	25	29	4	Y		N	07/2025		
509	TREMONT	02/20/1968	Active	28	0	0	0.00%	27		4	N	None		06/2025		
511	WASHINGTON	01/25/1971	Active	14	0	0	0.00%	15		0	Y		N	08/2025		
513	WYOMING	12/06/1948	Active	28	1	0	3.70%	29		2	Y		R	11/2024		\$150.00

Clubs Cancelled Previous Fiscal Year – Clubs Cancelled within last 12 months may be reinstated

Club Number	Club Name	Charter Date	Current Status*	Cancellation Date
495	MONMOUTH	05/21/1936	Cancelled(6*)	05/29/2025

Current Total Clubs Count	YTD New Clubs Count	YTD Cancelled Clubs Count	YTD Net Club Gain	Current Total Members Count	YTD Add	YTD Drop	YTD Net Growth	YTD Net Growth %	Member Count 12 Months Ago	Average Member Count Per Club	% of Clubs with less than 20 members	% No Officer Report in 12 Months	% of Clubs with balance 90+ days	Number of Clubs in Status Quo	% Status Quo Clubs in Financial Suspension	Number of Cancelled Clubs	Average Cancelled Club Age	Members Lost Due to Cancellation	% of Clubs Cancelled for Non-Financial Reasons
36	0	0	0	863	30	29	1	0.12%	878	24	44%	8%	19%	3	100%	0	0	0	0%

* - P - Priority Club. Cancellation Reasons: 1-Objectives/conduct, 2-Non-active club, 5-Non-existing club, 6-Disbanding, 7-Merger, 8-Financial Suspension, 9-District/Multiple District Dues.

** Red denotes below 15 active members.

*** Red denotes 20% + loss.

**** Y - all 3 (President, Secretary, Treasurer) club officers reported, N - not all 3 reported.

***** Abbreviation: N-New, IP-Immediate Past, R-Repeat.




Club Health Assessment for District 1 J through November 2025

			Status		Membership					Reports				Finance		LCIF
Club Number	Club Name	Charter Date	Times in Status Quo in Past 2 Years	Current Member Count **	YTD Members Added	YTD Members Dropped	YTD Net Growth***	Member Count 1 Year Ago	Dropped Members Avg.Length of Service	Months Since Membership Update	Current Officers Reported ****	Current President Repeated Term	VP Reported *****	Last Date Reported Service (mm/yyyy)	Account Balance	YTD Donations
Clubs more than two years old																
515	ALGONQUIN	09/18/1939	Active	35	0	1	-2.78%	36	7	2	Y	3	R	06/2025		\$15.00
	Exc Award (06/30/2016, 06/30/2023)															
516	AURORA	06/23/1922	Active	43	5	0	13.16%	39		1	Y		R	11/2025		\$20.00
	Exc Award (06/30/2022, 06/30/2023, 06/30/2024)															
144527	Aurora Carillon	12/29/2020	Active	42	0	0	0.00%	36		5	Y	6	R	11/2025		\$410.00
	Exc Award (06/30/2023, 06/30/2024, 06/30/2025)															
35315	AURORA EVENING	04/21/1978	Active	11	0	0	0.00%	11		5	Y			10/2025		\$10.00
	Exc Award (06/30/2017)															
517	BARTLETT	08/28/1939	Active	72	3	3	0.00%	75	18	0	Y		N	11/2025	90+ Days	\$1,035.00
	Exc Award (06/30/2023)															
29351	BATAVIA	05/23/1974	Active	21	0	0	0.00%	21		13	Y		N	10/2025		\$1,040.00
	Exc Award (06/30/2019, 06/30/2023)															
36855	BIG ROCK	04/17/1979	Active	9	0	0	0.00%	9		14	Y			05/2023		\$35.00
519	BLOOMINGDALE	09/07/1961	Active	25	0	2	-7.41%	26	13	0	Y		IP	09/2025		\$18.00
520	BURLINGTON	03/28/1959	Active	17	0	0	0.00%	20		8	Y	2	R	07/2025		\$30.00
49338	BURR RIDGE-HINSDALE-OAK	03/30/1989	Active	44	5	2	7.32%	38	1	2	Y		N	06/2025		\$3,397.00
	Exc Award (06/30/2019, 06/30/2024)															
523	CLARENDON HILLS	02/23/1950	Active	53	3	1	3.92%	49	11	0	Y		N	02/2024		\$30.00
	Exc Award (06/30/2023)															
524	CORTLAND	12/10/1973	Active	31	0	0	0.00%	33		5	Y	2	R	07/2023		\$140.00
525	CRYSTAL LAKE	08/04/1931	Active	57	2	4	-3.39%	54	17	0	Y		N	11/2025		\$30.00
	Exc Award (06/30/2018, 06/30/2024)															
526	DARIEN	05/25/1971	Active	129	1	4	-2.27%	142	25	0	Y		N	04/2025		\$30.00
	Exc Award (06/30/2020, 06/30/2022, 06/30/2023)															
527	DE KALB	02/04/1948	Active(2)	10	0	0	0.00%	10		0	Y			09/2023		
528	DOWNERS GROVE	09/21/1926	Active	11	2	1	10.00%	10	17	3	Y	3		11/2023		\$20.00
530	DUNDEE TOWNSHIP	03/15/1937	Active	33	0	1	-2.94%	31	0	0	Y		R	11/2025	90+ Days	\$39.00
	Exc Award (06/30/2019)															




Club Health Assessment for District 1 J through November 2025

			Status	Membership						Reports				Finance	LCIF	
Club Number	Club Name	Charter Date	Times in Status Quo in Past 2 Years	Current Member Count **	YTD Members Added	YTD Members Dropped	YTD Net Growth***	Member Count 1 Year Ago	Dropped Members Avg.Length of Service	Months Since Membership Update	Current Officers Reported ****	Current President Repeated Term	VP Reported *****	Last Date Reported Service (mm/yyyy)	Account Balance	YTD Donations
531	ELBURN	07/31/1929	Active	192	7	1	3.23%	183	42	0	Y		N	06/2025		\$45.00
	Exc Award (06/30/2023)															
532	ELGIN	12/25/1921	Active	23	0	0	0.00%	26		5	Y		N	07/2025		\$90.00
	Exc Award (06/30/2019, 06/30/2023, 06/30/2024)															
533	ELMHURST	09/09/1940	Active	47	1	0	2.17%	37		2	Y	2	R	11/2025		\$1,048.50
	Exc Award (06/30/2017, 06/30/2018, 06/30/2019, 06/30/2023)															
534	FOX RIVER GROVE	09/25/1939	Active	51	6	1	10.87%	42	7	1	Y	3	R	07/2025		\$129.00
	Exc Award (06/30/2018, 06/30/2019, 06/30/2025)															
535	GENEVA	01/14/1937	Active	61	2	3	-1.61%	67	7	0	Y		N	11/2025		\$10.00
537	GLEN ELLYN	07/12/1923	Active	24	1	0	4.35%	23		0	Y		N	11/2025		\$10.00
	Exc Award (06/30/2016)															
538	HAMPSHIRE	08/28/1953	Active	37	10	2	27.59%	30	41	0	Y		N	05/2023		\$10.00
539	HANOVER PARK	11/30/1961	Active	16	1	0	6.67%	18		3	Y	2	R	12/2022		\$5.00
540	HINCKLEY	04/02/1970	Active	30	0	3	-9.09%	32	20	4	Y		R	06/2025		\$1,341.00
64110	HUNTLEY AREA	03/28/2001	Active	33	1	3	-5.71%	48	10	0	Y		N	11/2025		\$110.00
	Exc Award (06/30/2018, 06/30/2022, 06/30/2023)															
542	ISLAND LAKE	09/28/1956	Active	44	1	1	0.00%	40	2	0	Y		R	08/2025		\$17.00
	Exc Award (06/30/2022, 06/30/2023, 06/30/2024)															
543	ITASCA	08/29/1939	Active(1)	100	4	3	1.01%	102	28	1	Y		N	06/2025		\$4,080.00
48706	JOHNSBURG	06/16/1988	Active	28	0	0	0.00%	26		6	Y		N	05/2023		\$13.00
38845	LEE	08/29/1980	Active	23	0	1	-4.17%	25	9	3	Y	8	R	07/2023		\$100.00
545	LISLE	05/25/1949	Active	10	0	0	0.00%	16		5	Y		N	06/2025		\$200.00
	Exc Award (06/30/2019, 06/30/2108)															
546	LOMBARD	10/17/1923	Active	16	0	2	-11.11%	18	25	1	Y			04/2025		
549	MALTA	09/13/1960	Active	43	5	0	13.16%	36		2	Y	2	N	02/2023		
550	MAPLE PARK	01/25/1960	Active	20	2	1	5.26%	19	1	1	Y	2	R	07/2025		
548	MCHENRY/WONDER LAKE	10/13/1966	Active	19	1	0	5.56%	24		2	Y	6	R	10/2025		\$10.00
552	NAPERVILLE NOON	07/19/1948	Active	40	1	0	2.56%	38		0	Y		N	11/2025		\$388.00



Club Health Assessment for District 1 J through November 2025

			Status	Membership						Reports				Finance	LCIF	
Club Number	Club Name	Charter Date	Times in Status Quo in Past 2 Years	Current Member Count **	YTD Members Added	YTD Members Dropped	YTD Net Growth% ***	Member Count 1 Year Ago	Dropped Members Avg.Length of Service	Months Since Membership Update	Current Officers Reported ****	Current President Repeated Term	VP Reported *****	Last Date Reported Service (mm/yyyy)	Account Balance	YTD Donations
Exc Award (06/30/2018, 06/30/2023, 06/30/2024)																
554	NORTH AURORA	10/27/1959	Active	42	2	1	2.44%	40	2	1	Y	2	N	09/2025		\$97.00
Exc Award (06/30/2024)																
47043	OAKBROOK TERRACE	03/12/1987	Active	21	0	0	0.00%	19		4	Y		N	11/2024		\$30.00
557	ROSELLE	04/26/1934	Active	55	2	1	1.85%	49	0	0	Y	2	R	11/2025		\$339.00
Exc Award (06/30/2016)																
558	SANDWICH	06/20/1949	Active	44	0	1	-2.22%	44	3	0	Y		N	11/2025		\$270.00
Exc Award (06/30/2017, 06/30/2019, 06/30/2023)																
559	SHABBONA	03/03/1970	Active	16	0	0	0.00%	16		4	N		IP	04/2023		
560	SOMONAUK	04/17/1945	Active(1)	18	0	1	-5.26%	26	20	3	Y	2		03/2023		\$20.00
561	SOUTH ELGIN	10/11/1954	Active	11	0	0	0.00%	12		5	N	8		05/2023		\$60.00
564	SYCAMORE	10/06/1948	Active	45	2	0	4.65%	45		0	Y		N	11/2025		\$30.00
Exc Award (06/30/2018, 06/30/2019, 06/30/2022)																
565	UNION	12/12/1957	Active	66	1	0	1.54%	64		2	Y		N	04/2025		\$2,930.00
Exc Award (06/30/2018, 06/30/2021, 06/30/2022, 06/30/2023, 06/30/2024, 06/30/2025)																
566	VILLA PARK	09/25/1923	Active	10	0	0	0.00%	11		4	Y	3		11/2025		\$10.00
567	WARRENVILLE	06/08/1949	Active	29	0	0	0.00%	28		8	N	None		06/2025		\$6.00
Exc Award (06/30/2017, 06/30/2019)																
568	WATERMAN	06/08/1954	Active	42	4	0	10.53%	38		0	Y		N	11/2025	90+ Days	\$213.00
Exc Award (06/30/2018, 06/30/2023, 06/30/2024)																
569	WEST CHICAGO	12/14/1960	Active(1)	20	0	1	-4.76%	28	2	4	N	5	R	03/2023		
570	WESTMONT	01/08/1936	Active	50	8	4	8.70%	43	3	0	Y	2		11/2025		\$1,065.00
Exc Award (06/30/2018, 06/30/2019, 06/30/2020, 06/30/2023, 06/30/2024, 06/30/2025)																
571	WHEATON	09/19/1923	Active	98	5	5	0.00%	94	7	0	Y			08/2025	90+ Days	\$5.00
Exc Award (06/30/2019, 06/30/2023)																
573	WINFIELD	03/18/1959	Active	33	0	0	0.00%	33		30	Y	9	R	10/2025		\$10.00
574	WOOD DALE	10/05/1944	Active	23	4	0	21.05%	15		1	Y	5	R	11/2025		\$25.00



Club Health Assessment for District 1 J through November 2025

				Status		Membership					Reports				Finance	LCIF
Club Number	Club Name	Charter Date	Times in Status Quo in Past 2 Years	Current Member Count **	YTD Members Added	YTD Members Dropped	YTD Net Growth% ***	Member Count 1 Year Ago	Dropped Members Avg.Length of Service	Months Since Membership Update	Current Officers Reported ****	Current President Repeated Term	VP Reported *****	Last Date Reported Service (mm/yyyy)	Account Balance	YTD Donations

Clubs Cancelled Previous Fiscal Year – Clubs Cancelled within last 12 months may be reinstated

Club Number	Club Name	Charter Date	Current Status*	Cancellation Date
143456	DuPage Tomorrows Alliance	01/05/2021	Cancelled(8*)	06/29/2025

Current Total Clubs Count	YTD New Clubs Count	YTD Cancelled Clubs Count	YTD Net Club Gain	Current Total Members Count	YTD Add	YTD Drop	YTD Net Growth	YTD Net Growth %	Member Count 12 Months Ago	Average Member Count Per Club	% of Clubs with less than 20 members	% No Officer Report in 12 Months	% of Clubs with balance 90+ days	Number of Clubs in Status Quo	% Status Quo Clubs in Financial Suspension	Number of Cancelled Clubs	Average Cancelled Club Age	Members Lost Due to Cancellation	% of Clubs Cancelled for Non-Financial Reasons
54	0	0	0	2,123	92	54	38	1.82%	2,095	39	24%	2%	7%	0	0%	0	0	0	0%

* - P - Priority Club. Cancellation Reasons: 1-Objectives/conduct, 2-Non-active club, 5-Non-existing club, 6-Disbanding, 7-Merger, 8-Financial Suspension, 9-District/Multiple District Dues.

** Red denotes below 15 active members.

*** Red denotes 20% + loss.

**** Y - all 3 (President, Secretary, Treasurer) club officers reported, N - not all 3 reported.

***** Abbreviation: N-New, IP-Immediate Past, R-Repeat.




Club Health Assessment for District 1 M through November 2025

			Status	Membership						Reports				Finance	LCIF	
Club Number	Club Name	Charter Date	Times in Status Quo in Past 2 Years	Current Member Count **	YTD Members Added	YTD Members Dropped	YTD Net Growth% ***	Member Count 1 Year Ago	Dropped Members Avg.Length of Service	Months Since Membership Update	Current Officers Reported ****	Current President Repeated Term	VP Reported *****	Last Date Reported Service (mm/yyyy)	Account Balance	YTD Donations
Clubs more than two years old																
284	ALLERTON	03/26/1946	Active	8	0	0	0.00%	8		22	N	None		07/2022		
407	ALTAMONT	11/22/1938	Active	38	0	0	0.00%	38		6	Y		N	11/2025		\$500.00
285	ARCOLA	01/13/1947	Active	11	0	1	-8.33%	13	42	0	Y		N	11/2025		
35701	ARTHUR	06/07/1978	Active	34	4	2	6.25%	34	18	1	Y		N	11/2025		\$140.00
Exc Award (06/30/2018)																
46622	ATHENS	11/03/1986	Active	26	0	0	0.00%	29		5	Y	13	N	12/2022		
288	BEMENT	04/04/1941	Active	26	0	0	0.00%	25		1	Y		N	11/2025		
289	BISMARCK	01/19/1956	Active	24	0	0	0.00%	27		4	Y		N	11/2024		\$50.00
43834	BLUE MOUND	05/03/1984	Active(1)	34	1	0	3.03%	46		2	Y	2	R	06/2022		
290	CASEY	02/15/1939	Active	33	0	0	0.00%	32		5	Y		N	11/2025		\$200.00
Exc Award (06/30/2022)																
291	CATLIN	04/29/1940	Active	20	0	1	-4.76%	23	2	0	Y	2	R	06/2025		
293	CHAMPAIGN	10/26/1927	Active	26	0	2	-7.14%	30	6	4	Y		N	04/2025		
Exc Award (06/30/2018)																
417	COFFEEN	03/25/1968	Cancelled(6*)	0	0	10	-100.00%	10	31	3	N	None		05/2024	90+ Days	
295	DANVILLE	10/20/1959	Active	31	0	0	0.00%	30		4	Y		N	11/2025		\$160.00
Exc Award (06/30/2021, 06/30/2022)																
303	GEORGETOWN	01/01/1940	Active	19	0	0	0.00%	22		5	Y		N	09/2025		
Exc Award (06/30/2018, 06/30/2022, 06/30/2023)																
304	GIFFORD	10/04/1957	Active	55	0	0	0.00%	58		5	Y	2		11/2021		
426	HILLSBORO	04/12/1944	Active	24	0	0	0.00%	24		10	N	None		05/2022		
307	HOOPESTON	11/27/1941	Active	9	0	0	0.00%	9		10	N	None		05/2019		
308	HUME	05/19/1952	Active	24	0	0	0.00%	24		5	Y			04/2023		\$75.00
Exc Award (06/30/2022)																
313	MAHOMET	03/22/1971	Active	34	0	0	0.00%	41		7	Y	2		08/2023		
316	MARSHALL	07/10/1944	Active	10	0	1	-9.09%	11	5	4	Y	2		06/2023	90+ Days	
318	MATTOON	01/01/1946	Active	20	1	0	5.26%	18		0	Y	2	R	11/2025		\$25,040.00
Exc Award (06/30/2018)																



Club Health Assessment for District 1 M through November 2025

			Status	Membership					Reports					Finance		LCIF
Club Number	Club Name	Charter Date	Times in Status Quo in Past 2 Years	Current Member Count **	YTD Members Added	YTD Members Dropped	YTD Net Growth% ***	Member Count 1 Year Ago	Dropped Members Avg.Length of Service	Months Since Membership Update	Current Officers Reported ****	Current President Repeated Term	VP Reported *****	Last Date Reported Service (mm/yyyy)	Account Balance	YTD Donations
319	MONTICELLO	04/27/1965	Active	15	0	0	0.00%	16		7	Y	3	R	05/2023	90+ Days	
322	MOUNT ZION	05/05/1959	Active	12	0	0	0.00%	16		5	Y	2		03/2021		
438	NOKOMIS	03/19/1952	Active	14	0	2	-12.50%	16	2	4	N	None		06/2019		
324	OAKLAND	06/29/1948	Active	29	1	0	3.57%	28		4	Y	4	R	11/2025		
Exc Award (06/30/2023, 06/30/2024, 06/30/2025)																
326	OCONEE	06/18/1973	Cancelled(6*)	0	0	16	-100.00%	17	25	3	N	None		06/2019		
328	PALESTINE	12/18/1924	Active	12	2	2	0.00%	9	11	0	N		N	09/2025		
329	PANA	05/05/1944	Active	46	3	1	4.55%	43	21	3	Y	5	R	05/2019		
330	PARIS	11/27/1962	Active	34	1	0	3.03%	32		3	Y		N	11/2025		
Exc Award (06/30/2018, 06/30/2021, 06/30/2022)																
331	PAWNEE	06/09/1960	Active	15	0	0	0.00%	14		11	N	None		06/2019	90+ Days	\$1,000.00
446	RAMSEY	03/14/1944	Active	28	1	0	3.70%	25		2	Y	8	R	09/2025		
35020	RANKIN	02/13/1978	Active	19	0	0	0.00%	19		6	Y	4		06/2019		
125164	Ridge Farm	06/17/2015	Active	8	0	0	0.00%	9		5	Y	3		12/2020		
337	ROBINSON	10/19/1950	Active	25	0	1	-3.85%	20	6	4	N	2		05/2024		
338	ROCHESTER	07/20/1965	Active	37	2	0	5.71%	41		1	Y		N	11/2025		
342	SHELBYVILLE	02/18/1965	Active	26	0	0	0.00%	26		7	Y	2	R	11/2025		
344	SIDNEY	03/23/1956	Active	11	0	0	0.00%	11		10	Y	16		06/2019		
345	SPRINGFIELD	10/02/1919	Active	39	1	2	-2.50%	39	49	1	Y	2	N	11/2025		
447	ST ELMO	06/07/1940	Active	17	0	1	-5.56%	19	10	3	Y	14	N	08/2025		
347	STEWARDSON	02/09/1956	Active	18	0	0	0.00%	18		12	Y		N	09/2025	90+ Days	\$100.00
348	STRASBURG	02/21/1956	Active	33	0	0	0.00%	34		7	Y			06/2024		
349	SULLIVAN	04/18/1941	Active	19	0	0	0.00%	18		5	Y	3	N	02/2024		
452	VANDALIA	03/15/1928	Active	17	1	5	-19.05%	22	15	1	Y	3	N	11/2025		
Exc Award (06/30/2021, 06/30/2022)																
357	VILLA GROVE	10/24/1949	Active	19	0	0	0.00%	19		7	Y	3		03/2024		
358	WARRENSBURG LATHAM	01/09/1958	Active	44	2	1	2.33%	37	7	0	Y		N	11/2025		
361	WESTVILLE	07/15/1940	Active	18	0	0	0.00%	21		10	Y	2	N	09/2025		



Club Health Assessment for District 1 M through November 2025

INTERNATIONAL

Club Number	Club Name	Charter Date	Status	Membership					Reports					Finance	LCIF
			Times in Status Quo in Past 2 Years	Current Member Count **	YTD Members Added	YTD Members Dropped	YTD Net Growth% ***	Member Count 1 Year Ago	Dropped Members Avg.Length of Service	Months Since Membership Update	Current Officers Reported ****	Current President Repeated Term	VP Reported *****	Last Date Reported Service (mm/yyyy)	Account Balance
Exc Award (06/30/2021)															
456	WITT	04/21/1960	Active	58	5	0	9.43%	53		3	Y			02/2021	90+ Days

Clubs Cancelled Previous Fiscal Year – Clubs Cancelled within last 12 months may be reinstated

Club Number	Club Name	Charter Date	Current Status*	Cancellation Date
321	MOUNT PULASKI	04/18/1957	Cancelled(6*)	06/29/2025

Current Total Clubs Count	YTD New Clubs Count	YTD Cancelled Clubs Count	YTD Net Club Gain	Current Total Members Count	YTD Add	YTD Drop	YTD Net Growth	YTD Net Growth %	Member Count 12 Months Ago	Average Member Count Per Club	% of Clubs with less than 20 members	% No Officer Report in 12 Months	% of Clubs with balance 90+ days	Number of Clubs in Status Quo	% Status Quo Clubs in Financial Suspension	Number of Cancelled Clubs	Average Cancelled Club Age	Members Lost Due to Cancellation	% of Clubs Cancelled for Non-Financial Reasons
45	0	2	-2	1,119	25	48	-23	-2.01%	1,174	25	42%	7%	13%	0	0%	2	89	26	100%

* - P - Priority Club. Cancellation Reasons: 1-Objectives/conduct, 2-Non-active club, 5-Non-existing club, 6-Disbanding, 7-Merger, 8-Financial Suspension, 9-District/Multiple District Dues.

** Red denotes below 15 active members.

*** Red denotes 20% + loss.

**** Y - all 3 (President, Secretary, Treasurer) club officers reported, N - not all 3 reported.

***** Abbreviation: N-New, IP-Immediate Past, R-Repeat.



Club Health Assessment for District 2 T1 through November 2025

			Status	Membership						Reports				Finance	LCIF	
Club Number	Club Name	Charter Date	Times in Status Quo in Past 2 Years	Current Member Count **	YTD Members Added	YTD Members Dropped	YTD Net Growth% ***	Member Count 1 Year Ago	Dropped Members Avg.Length of Service	Months Since Membership Update	Current Officers Reported ****	Current President Repeated Term	VP Reported *****	Last Date Reported Service (mm/yyyy)	Account Balance	YTD Donations
Clubs less than two years old																
187034	Panhandle Sleigh Riders	07/14/2025	Active	25	25	0	100.00%	0		2	Y					
Clubs more than two years old																
627	ADRIAN	09/25/1958	Active	5	0	2	-28.57%	7	28	3	N	None				
140661	Amarillo Community	01/16/2020	Active	27	0	0	0.00%	27		14	Y	2	R	09/2024		
628	AMARILLO DOWNTOWN	09/20/1919	Active	71	3	5	-2.74%	71	13	0	Y		N	11/2025		\$365.00
Exc Award (06/30/2018)																
148903	Amarillo El Barrio	12/01/2021	Active(1)	11	2	2	0.00%	13	4	0	N	2	R	11/2025		
43701	AMARILLO LAKE TANGLEWOOD	04/19/1984	Active	44	0	2	-4.35%	45	5	3	Y		N	07/2024		\$770.00
Exc Award (06/30/2022, 06/30/2024)																
49791	AMARILLO LONESTAR	08/03/1989	Active	16	0	0	0.00%	16		8	Y		N	08/2019		\$80.00
629	AMARILLO NORTH	06/21/1954	Active	7	0	0	0.00%	9		11	Y	2	R	04/2023		
149603	Amarillo River Falls	01/21/2022	Status Quo(1)	1	0	0	0.00%	13		10	N	None			90+ Days	
129083	Booker	10/25/2016	Active	16	0	0	0.00%	19		2	N					\$80.00
125262	Borger	06/24/2015	Active	9	0	0	0.00%	9		30	Y	5	R	06/2018		
639	CANADIAN	08/13/1948	Active	9	1	1	0.00%	8	0	0	Y	3	N	05/2023		
640	CANYON	05/02/1940	Active	238	15	7	3.48%	235	2	0	Y		N	11/2025	90+ Days	\$1,374.00
Exc Award (06/30/2022, 06/30/2023, 06/30/2024)																
643	CLARENDON	10/17/1922	Active	42	0	0	0.00%	38		8	Y			09/2022		\$50.00
Exc Award (06/30/2021, 06/30/2022)																
43971	DARROUZETT	06/06/1984	Active	22	4	0	22.22%	16		2	Y	2	N	10/2025		\$31.00
649	DIMMITT	04/22/1930	Active	17	0	1	-5.56%	17	24	2	Y	4	R	01/2012		\$90.00
651	DUMAS NOON	08/27/1930	Active	224	30	21	4.19%	218	4	1	Y		N	12/2018		\$2,261.00
47218	FOLLETT	04/20/1987	Active	12	0	1	-7.69%	14	5	0	Y	12	N	04/2024		
657	FRIONA NOON	04/25/1968	Active	20	0	0	0.00%	20		30	N	None		06/2018	90+ Days	
659	GROOM	04/24/1946	Active	21	0	0	0.00%	21		15	N	None		08/2024		
660	GRUVER	06/10/1954	Active	23	0	0	0.00%	22		9	N					\$115.00
664	HEDLEY	04/28/1942	Active	14	0	2	-12.50%	8	20	4	Y	7	N	05/2019		



Club Health Assessment for District 2 T1 through November 2025

			Status	Membership						Reports				Finance	LCIF	
Club Number	Club Name	Charter Date	Times in Status Quo in Past 2 Years	Current Member Count **	YTD Members Added	YTD Members Dropped	YTD Net Growth% ***	Member Count 1 Year Ago	Dropped Members Avg.Length of Service	Months Since Membership Update	Current Officers Reported ****	Current President Repeated Term	VP Reported *****	Last Date Reported Service (mm/yyyy)	Account Balance	YTD Donations
665	HEREFORD	09/28/1928	Active	76	5	3	2.70%	75	1	0	Y			06/2018	90+ Days	
675	MEMPHIS	05/04/1942	Active	16	2	1	6.67%	17	0	0	Y		N	05/2018		
681	PAMPA	04/22/1927	Active	28	5	1	16.67%	20	0	1	Y		N	12/2015		
683	PANHANDLE	09/08/1929	Active	10	0	0	0.00%	10		11	Y	3	N	09/2023		
142628	Panhandle Plains Kids Count	08/31/2020	Active	10	0	0	0.00%	25		1	Y					
684	PERRYTON	06/20/1928	Active	41	3	10	-14.58%	46	4	0	Y		N	09/2024		
688	QUITAQUE	04/12/1948	Active	29	16	1	107.14%	14	19	0	N					
696	STRATFORD	02/27/1946	Active	17	2	2	0.00%	18	2	2	N	None				
698	SUNRAY	04/16/1957	Active	28	0	1	-3.45%	29	6	1	Y		N	12/2022		
702	WELLINGTON	11/16/1970	Active	26	1	1	0.00%	29	1	3	Y		N	05/2025		\$130.00
156363	West Plains	10/10/2023	Active	29	2	4	-6.45%	34	1	0	Y		N	11/2025		
703	WHEELER	06/25/1971	Active	15	0	0	0.00%	15		17	N	5		06/2019		
704	WHITE DEER	02/22/1946	Active	10	0	1	-9.09%	12	31	2	Y	2	R			\$55.00

Clubs Cancelled Previous Fiscal Year – Clubs Cancelled within last 12 months may be reinstated

Club Number	Club Name	Charter Date	Current Status*	Cancellation Date
635	AMARILLO TASCOSA	10/23/1968	Cancelled(6*)	06/29/2025

Current Total Clubs Count	YTD New Clubs Count	YTD Cancelled Clubs Count	YTD Net Club Gain	Current Total Members Count	YTD Add	YTD Drop	YTD Net Growth	YTD Net Growth %	Member Count 12 Months Ago	Average Member Count Per Club	% of Clubs with less than 20 members	% No Officer Report in 12 Months	% of Clubs with balance 90+ days	Number of Clubs in Status Quo	% Status Quo Clubs in Financial Suspension	Number of Cancelled Clubs	Average Cancelled Club Age	Members Lost Due to Cancellation	% of Clubs Cancelled for Non-Financial Reasons
35	1	0	1	1,209	116	69	47	4.04%	1,190	35	49%	3%	11%	1	100%	0	0	0	0%

* - P - Priority Club. Cancellation Reasons: 1-Objectives/conduct, 2-Non-active club, 5-Non-existing club, 6-Disbanding, 7-Merger, 8-Financial Suspension, 9-District/Multiple District Dues.

** Red denotes below 15 active members.

*** Red denotes 20% + loss.

**** Y - all 3 (President, Secretary, Treasurer) club officers reported, N - not all 3 reported.

***** Abbreviation: N-New, IP-Immediate Past, R-Repeat.



Club Health Assessment for District 2 T2 through November 2025

			Status	Membership						Reports				Finance	LCIF	
Club Number	Club Name	Charter Date	Times in Status Quo in Past 2 Years	Current Member Count **	YTD Members Added	YTD Members Dropped	YTD Net Growth% ***	Member Count 1 Year Ago	Dropped Members Avg.Length of Service	Months Since Membership Update	Current Officers Reported ****	Current President Repeated Term	VP Reported *****	Last Date Reported Service (mm/yyyy)	Account Balance	YTD Donations
Clubs more than two years old																
128977	Brownfield Noon	10/04/2016	Active	38	3	2	2.70%	40	3	1	Y	3	N	11/2025		\$500.00
	Exc Award (06/30/2024)															
713	COTTON CENTER	02/15/1960	Active	16	0	0	0.00%	16		15	N	None		08/2019		
714	CROSBYTON	01/25/1937	Active	27	0	0	0.00%	28		5	Y	2	R	06/2025		
716	EARTH	06/02/1947	Active	14	0	0	0.00%	15		6	Y			11/2025		
718	FLOYDADA	06/28/1946	Active	0	1	15	-100.00%	15	20	0	N	None		09/2015		
719	HALE CENTER	01/14/1946	Active	10	1	0	11.11%	9		2	N	None		11/2024		
134656	Idalou	04/30/2018	Active(2)	20	0	0	0.00%	20		15	N	None		03/2019		
722	JAYTON	11/02/1967	Active	22	2	2	0.00%	20	3	0	Y		N	05/2018		
727	LEVELLAND	11/14/1938	Status Quo(3)	40	2	2	0.00%	40	5	4	N	None		09/2022	90+ Days	
34598	LEVELLAND EVENING	11/21/1977	Active	5	0	0	0.00%	6		10	N	None		07/2025		
730	LITTLEFIELD EARLY RISERS	07/23/1973	Active	15	0	0	0.00%	19		9	N	None		05/2019		
	Exc Award (06/30/2022)															
733	LORENZO	03/15/1945	Active	14	0	0	0.00%	14		15	N	None		04/2014		
734	LUBBOCK	07/29/1929	Active	219	10	20	-4.37%	231	8	0	Y		N	10/2025	90+ Days	\$745.00
	Exc Award (06/30/2016)															
735	LUBBOCK HUB	02/22/1954	Active	15	9	2	87.50%	8	28	0	Y		N	01/2022	90+ Days	
	Exc Award (06/30/2017)															
136443	Lubbock Llano	09/18/2018	Active	25	0	4	-13.79%	24	2	4	Y		N	11/2025		\$750.00
737	LUBBOCK REDBUD SQUARE	03/20/1969	Active	18	2	11	-33.33%	27	12	0	Y		N	10/2025		
740	LUBBOCK SOUTH PLAINS	03/02/1951	Active	52	2	3	-1.89%	48	10	1	Y		N	10/2025		\$191.00
	Exc Award (06/30/2023, 06/30/2025)															
741	MORTON	09/29/1938	Active(1)	22	0	0	0.00%	22		0	N	None		12/2023		
	Exc Award (06/30/2016)															
673	MOTLEY COUNTY	09/25/1928	Active(1)	15	0	0	0.00%	18		10	N	None		09/2014		
125444	Muleshoe	07/23/2015	Status Quo(2)	7	0	0	0.00%	7		15	N	None		12/2019	90+ Days	
119406	OLTON	05/17/2013	Status Quo(1)	11	0	0	0.00%	11		15	N	None		10/2015	90+ Days	
748	PLAINVIEW	10/21/1929	Active	78	3	8	-6.02%	85	4	1	Y		N	11/2025	90+ Days	\$290.00
	Exc Award (06/30/2022)															



Club Health Assessment for District 2 T2 through November 2025

						Status				Membership					Reports				Finance		LCIF
						Times in Status Quo in Past 2 Years	Current Member Count **	YTD Members Added	YTD Members Dropped	YTD Net Growth***	Member Count 1 Year Ago	Dropped Members Avg.Length of Service	Months Since Membership Update	Current Officers Reported ****	Current President Repeated Term	VP Reported *****	Last Date Reported Service (mm/yyyy)	Account Balance	YTD Donations		
Club Number	Club Name	Charter Date																			
33504	PLAINVIEW BREAKFAST	03/24/1977	Active	8	0	0	0.00%	8		13	Y		N	09/2024	90+ Days						
751	RALLS	03/06/1953	Active	10	0	0	0.00%	10		76	N	None									
752	ROBY	03/21/1941	Active	23	3	1	9.52%	17	5	2	Y		IP	10/2025							
Exc Award (06/30/2019, 06/30/2024)																					
753	ROPESVILLE	03/26/1953	Active(2)	46	0	0	0.00%	49		4	Y		N	09/2019							
754	ROTAN	07/08/1947	Active	2	0	0	0.00%	2		5	Y	8		07/2025							
756	SEMINOLE	07/10/1940	Active	22	0	1	-4.35%	26	1	4	Y		N	01/2025							
758	SHALLOWATER	03/30/1954	Active	36	0	0	0.00%	35		4	Y		N	10/2024							
759	SLATON	01/19/1960	Active	19	0	2	-9.52%	21	29	4	N	None									
760	SNYDER	08/19/1924	Active	62	0	0	0.00%	68		3	Y		N	10/2025							
769	WHITHARRAL	01/23/1958	Active	25	0	0	0.00%	26		9	N	None		01/2025		\$50.00					
61488	WOLFFORTH	02/08/1999	Active	2	0	0	0.00%	0		6	Y			10/2010							
Current Total Clubs Count	YTD New Clubs Count	YTD Cancelled Clubs Count	YTD Net Club Gain	Current Total Members Count	YTD Add	YTD Drop	YTD Net Growth	YTD Net Growth %	Member Count 12 Months Ago	Average Member Count Per Club	% of Clubs with less than 20 members	% No Officer Report in 12 Months	% of Clubs with balance 90+ days	Number of Clubs in Status Quo	% Status Quo Clubs in Financial Suspension	Number of Cancelled Clubs	Average Cancelled Club Age	Members Lost Due to Cancellation	% of Clubs Cancelled for Non-Financial Reasons		
33	0	0	0	938	38	73	-35	-3.60%	985	28	52%	33%	21%	3	100%	0	0	0	0%		

* - P - Priority Club. Cancellation Reasons: 1-Objectives/conduct, 2-Non-active club, 5-Non-existing club, 6-Disbanding, 7-Merger, 8-Financial Suspension, 9-District/Multiple District Dues.

** Red denotes below 15 active members.

*** Red denotes 20% + loss.

**** Y - all 3 (President, Secretary, Treasurer) club officers reported, N - not all 3 reported.

***** Abbreviation: N-New, IP-Immediate Past, R-Repeat.



Club Health Assessment for District 2 T3 through November 2025

			Status	Membership						Reports				Finance	LCIF	
Club Number	Club Name	Charter Date	Times in Status Quo in Past 2 Years	Current Member Count **	YTD Members Added	YTD Members Dropped	YTD Net Growth% ***	Member Count 1 Year Ago	Dropped Members Avg.Length of Service	Months Since Membership Update	Current Officers Reported ****	Current President Repeated Term	VP Reported *****	Last Date Reported Service (mm/yyyy)	Account Balance	YTD Donations
Clubs less than two years old																
190361	Canutillo Westside	09/26/2025	Newly Chartered	24	24	0	100.00%	0		0	Y					
157887	Clint Pecan Valley	05/17/2024	Status Quo(1)	14	3	1	16.67%	11	1	3	Y	3		01/2025	90+ Days	
157204	El Paso Desert Star	02/05/2024	Active	25	6	5	4.17%	24	11	0	Y		N	11/2025		\$20.00
Exc Award (06/30/2024)																
182434	El Paso Wild Animal Rescue	06/03/2025	Active	14	0	1	-6.67%	0	1	4	Y	2				
190054	Wink Loving	09/08/2025	Newly Chartered	20	20	0	100.00%	0		2	Y			10/2025		
Clubs more than two years old																
772	ALPINE	09/24/1941	Active	28	4	4	0.00%	31	18	1	Y		N	09/2025	90+ Days	
774	ANDREWS DOWNTOWN	10/14/1941	Active	43	0	0	0.00%	42		4	Y		N	08/2024		\$1,729.00
779	CRANE NOON	10/22/1940	Active	13	3	1	18.18%	11	4	0	Y		N	08/2025		
132327	El Paso Centennial	07/27/2017	Active	25	3	0	13.64%	29		1	Y	3	R	11/2025		\$1,550.00
Exc Award (06/30/2018, 06/30/2021)																
787	EL PASO DEL NORTE	11/16/1954	Active	14	0	1	-6.67%	17	8	4	Y	2		08/2025		
786	EL PASO DOWNTOWN	05/10/1923	Active	28	0	0	0.00%	27		4	Y			05/2025		\$1,000.00
Exc Award (06/30/2021, 06/30/2022)																
120555	El Paso Executive Women	10/14/2013	Active	56	7	6	1.82%	63	4	0	Y		N	10/2025		\$125.00
Exc Award (06/30/2021)																
789	EL PASO FIVE POINTS	02/16/1945	Active	55	5	9	-6.78%	60	9	0	Y		R	11/2025		\$1,100.00
Exc Award (06/30/2025)																
794	EL PASO MOUNTAIN	12/18/1973	Active	3	0	0	0.00%	3		6	Y	9	R	02/2016		\$15.00
796	EL PASO SUN CITY	09/27/1969	Active	8	2	0	33.33%	6		3	Y	3	R	08/2025	90+ Days	
788	EL PASO UNITED	10/29/1952	Active	11	1	0	10.00%	11		0	Y		R	11/2024		\$5.00
778	EL PASO UPPER VALLEY	01/18/1956	Active	12	0	0	0.00%	12		0	Y	4	R	11/2025		
43447	FORT DAVIS	02/02/1984	Active	15	2	2	0.00%	12	1	3	Y	4	N	05/2025		
799	FORT STOCKTON	04/26/1928	Active	29	1	3	-6.45%	32	5	1	N	None	N	07/2024		
Exc Award (06/30/2023, 06/30/2024)																
122079	HEROES OF EL PASO	05/14/2014	Active	18	1	1	0.00%	17	1	2	Y	2	N	10/2025		\$550.00




Club Health Assessment for District 2 T3 through November 2025

					Membership						Reports				Finance		LCIF		
Club Number	Club Name	Charter Date	Status		Current Member Count **	YTD Members Added	YTD Members Dropped	YTD Net Growth% ***	Member Count 1 Year Ago	Dropped Members Avg.Length of Service	Months Since Membership Update	Current Officers Reported ****	Current President Repeated Term	VP Reported *****	Last Date Reported Service (mm/yyyy)	Account Balance	YTD Donations		
			Times in Status Quo in Past 2 Years																
Exc Award (06/30/2023)																			
98910	HORIZON CITY EASTLAKE	03/26/2007	Active(1)		1	0	0	0.00%	4		6	N	None		06/2019				
805	IRAAN	06/12/1934	Active		10	2	0	25.00%	8		1	Y	5		11/2025				
806	KERMIT DOWNTOWN	08/21/1936	Status Quo(2)		10	0	0	0.00%	10		3	Y	2		09/2024	90+ Days			
131526	Marfa	06/22/2017	Status Quo(4)		8	0	0	0.00%	8		30	N	None		09/2018	90+ Days			
811	MC CAMEY	03/14/1928	Active(1)		18	1	0	5.88%	19		1	Y		IP	08/2025				
813	MONAHANS	01/14/1942	Active		26	1	6	-16.13%	31	8	1	Y		N	11/2025		\$255.00		
Exc Award (06/30/2021)																			
48995	ODESSA ANTE MERIDIAN	11/09/1988	Active		9	0	0	0.00%	9		2	Y	13		02/2025				
814	ODESSA BASIN	02/03/1958	Active		7	0	0	0.00%	7		24	N	None		02/2020				
815	ODESSA DOWNTOWN	01/20/1936	Active		75	7	4	4.17%	68	5	1	Y		N	11/2025		\$3,100.00		
Exc Award (06/30/2022, 06/30/2023, 06/30/2024)																			
146220	Odessa Falcon	06/17/2021	Active		5	0	0	0.00%	5		17	N	None						
140613	Odessa Professionals	01/08/2020	Active(1)		14	0	0	0.00%	19		5	N	2		08/2025		\$1,000.00		
Exc Award (06/30/2022)																			
41442	ODESSA WESTSIDE	06/18/1982	Active		8	0	0	0.00%	8		46	N	None		06/2025				
821	PECOS DOWNTOWN	06/04/1928	Active		17	2	1	6.25%	17	3	2	Y		N	04/2017				
155827	Presidio del Norte	09/29/2023	Status Quo(3)		19	0	0	0.00%	20		7	Y				90+ Days			
45862	SANDERSON	03/24/1986	Active		5	0	0	0.00%	8		6	Y	2		04/2019	90+ Days			
58112	VAN HORN	04/18/1996	Status Quo(1)		11	0	0	0.00%	11		14	N	None		10/2023	90+ Days			
832	YSLETA	10/06/1941	Status Quo(1)		13	5	5	0.00%	17	2	2	N	None		01/2024	90+ Days			
Current Total Clubs Count	YTD New Clubs Count	YTD Cancelled Clubs Count	YTD Net Club Gain	Current Total Members Count	YTD Add	YTD Drop	YTD Net Growth	YTD Net Growth %	Member Count 12 Months Ago	Average Member Count Per Club	% of Clubs with less than 20 members	% No Officer Report in 12 Months	% of Clubs with balance 90+ days	Number of Clubs in Status Quo	% Status Quo Clubs in Financial Suspension	Number of Cancelled Clubs	Average Cancelled Club Age	Members Lost Due to Cancellation	% of Clubs Cancelled for Non-Financial Reasons
37	2	0	2	711	100	50	50	7.56%	677	19	68%	11%	24%	6	100%	0	0	0	0%



Club Health Assessment for District 2 T3 through November 2025



			Status	Membership					Reports					Finance	LCIF	
Club Number	Club Name	Charter Date	Times in Status Quo in Past 2 Years	Current Member Count **	YTD Members Added	YTD Members Dropped	YTD Net Growth% ***	Member Count 1 Year Ago	Dropped Members Avg.Length of Service	Months Since Membership Update	Current Officers Reported ****	Current President Repeated Term	VP Reported *****	Last Date Reported Service (mm/yyyy)	Account Balance	YTD Donations

* - P - Priority Club. Cancellation Reasons: 1-Objectives/conduct, 2-Non-active club, 5-Non-existing club, 6-Disbanding, 7-Merger, 8-Financial Suspension, 9-District/Multiple District Dues.
** Red denotes below 15 active members.
*** Red denotes 20% + loss.
**** Y - all 3 (President, Secretary, Treasurer) club officers reported, N - not all 3 reported.
***** Abbreviation: N-New, IP-Immediate Past, R-Repeat.




Club Health Assessment for District 2 E1 through November 2025

			Status		Membership					Reports				Finance		LCIF
Club Number	Club Name	Charter Date	Times in Status Quo in Past 2 Years	Current Member Count **	YTD Members Added	YTD Members Dropped	YTD Net Growth% ***	Member Count 1 Year Ago	Dropped Members Avg.Length of Service	Months Since Membership Update	Current Officers Reported ****	Current President Repeated Term	VP Reported *****	Last Date Reported Service (mm/yyyy)	Account Balance	YTD Donations
Clubs less than two years old																
181475	McMurry University	04/15/2025	Active	21	0	0	0.00%	0		7	N	None				
Clubs more than two years old																
834	ABILENE CACTUS Exc Award (06/30/2021)	10/21/1952	Status Quo(1)	16	0	1	-5.88%	23	39	1	Y			07/2025	90+ Days	
836	ABILENE EVENING Exc Award (06/30/2018, 06/30/2023)	03/26/1957	Active	7	0	1	-12.50%	8	4	0	Y			02/2025		
833	ABILENE FOUNDER Exc Award (06/30/2022, 06/30/2024, 06/30/2025)	03/23/1917	Active	47	0	0	0.00%	39		5	Y	2	R	02/2025		\$40.00
33003	ABILENE WYLIE	11/30/1976	Active	20	0	0	0.00%	20		56	Y	4		05/2021		
838	ALBANY Exc Award (06/30/2021)	01/05/1953	Active	18	0	0	0.00%	19		4	N	None		06/2024		\$36.00
839	ANSON	06/11/1925	Active	25	0	0	0.00%	28		6	Y		R	10/2024		\$50.00
845	BOWIE Exc Award (06/30/2022)	06/29/1928	Active	13	0	3	-18.75%	17	28	0	Y		IP	11/2025		\$82.00
846	BRECKENRIDGE	04/14/1921	Active(1)	16	0	0	0.00%	15		10	N	None		04/2021		
847	BRYSON	09/26/1946	Active	16	1	1	0.00%	16	3	2	Y	4	R	10/2023		
849	BURKBURNETT BOOMTOWN	10/23/1969	Active	25	1	2	-3.85%	26	5	0	Y		N	08/2019		\$52.00
851	CHILLICOTHE Exc Award (06/30/2023)	06/07/1928	Active	16	0	3	-15.79%	19	3	2	N	None		04/2021		\$38.00
852	CISCO	03/24/1922	Active	9	0	0	0.00%	9		0	Y	3	R	10/2019		
853	CLYDE	06/22/1950	Status Quo(2)	4	0	0	0.00%	4		5	N	None		03/2021	90+ Days	\$6.00
850	COMANCHE NOON	02/03/1971	Active(1)	19	1	0	5.56%	17		4	Y		IP	05/2021		
52082	DE LEON	10/11/1991	Active	17	1	0	6.25%	17		2	N	5	R	07/2019		\$32.00
858	DUBLIN	11/28/1952	Active	13	0	0	0.00%	13		12	Y		IP	08/2019		
859	EASTLAND	07/07/1922	Active(1)	25	3	1	8.70%	20	1	0	Y		N	11/2025		\$46.00
32779	EULA	10/22/1976	Active	9	0	0	0.00%	10		4	Y	3	R	08/2025		\$144.00
43310	GRAFORD Exc Award (06/30/2025)	01/11/1984	Active(1)	10	4	7	-23.08%	13	2	1	Y	2		11/2023		\$300.00




Club Health Assessment for District 2 E1 through November 2025

			Status	Membership						Reports				Finance		LCIF
Club Number	Club Name	Charter Date	Times in Status Quo in Past 2 Years	Current Member Count **	YTD Members Added	YTD Members Dropped	YTD Net Growth% ***	Member Count 1 Year Ago	Dropped Members Avg.Length of Service	Months Since Membership Update	Current Officers Reported ****	Current President Repeated Term	VP Reported *****	Last Date Reported Service (mm/yyyy)	Account Balance	YTD Donations
863	GRAHAM	06/15/1928	Active	69	8	1	11.29%	64	8	0	Y		N	11/2025		\$60.00
	Exc Award (06/30/2022)															
864	GRAHAM EVENING	06/13/1969	Active	21	0	1	-4.55%	21	4	1	N	None		11/2025		\$94.00
	Exc Award (06/30/2021, 06/30/2022)															
865	HAMLIN	08/29/1929	Active	16	0	1	-5.88%	21	1	4	Y		N	01/2021		
866	HASKELL	03/22/1928	Active	11	1	0	10.00%	10		0	Y	18	R	12/2019		
	Exc Award (06/30/2021)															
872	JACKSBORO	06/15/1928	Active	44	1	3	-4.35%	49	6	0	Y		N	11/2025		\$92.00
	Exc Award (06/30/2021)															
876	MERKEL	03/27/1928	Status Quo(2)	8	0	0	0.00%	8		15	N	None		08/2019	90+ Days	
82598	MIDWESTERN STATE UNIVERSITY	06/21/2004	Active(1)	8	0	0	0.00%	8		23	N	None		08/2019	90+ Days	\$16.00
878	MINERAL WELLS EVENING	06/01/1967	Status Quo(3)	5	0	0	0.00%	6		11	Y	16	R	08/2019	90+ Days	
877	MINERAL WELLS NOON	08/10/1931	Active	57	3	1	3.64%	55	1	1	Y		N	09/2019		\$110.00
879	MUNDAY	02/12/1953	Status Quo(1)	20	0	0	0.00%	23		0	N		N	08/2019	90+ Days	
880	NOCONA	05/11/1948	Active	15	0	0	0.00%	14		6	Y		N	06/2023	90+ Days	\$30.00
881	OLNEY	05/11/1928	Active	8	0	1	-11.11%	9	21	2	Y	8		11/2019		\$18.00
885	RANGER	04/11/1922	Active	21	0	1	-4.55%	23	1	1	Y		N	10/2022		\$44.00
888	SEYMOUR	02/17/1937	Active	21	2	0	10.53%	19		1	Y	2	R	03/2020	90+ Days	
891	STEPHENVILLE	10/13/1922	Active	44	0	3	-6.38%	51	7	2	Y		N	10/2025		\$94.00
	Exc Award (06/30/2021, 06/30/2022, 06/30/2023)															
61810	STEPHENVILLE EVENING	04/19/1999	Status Quo(1)	38	0	0	0.00%	38		15	N	None		12/2019	90+ Days	
892	STRAWN	05/03/1949	Active	10	0	0	0.00%	10		8	Y	7		03/2025		
77858	TARLETON CAMPUS	11/25/2003	Active	8	0	0	0.00%	8		32	N	4		02/2021		
894	VERNON	10/17/1921	Active	84	5	0	6.33%	85		2	Y		N	06/2024	90+ Days	\$1,158.00
	Exc Award (06/30/2018, 06/30/2021, 06/30/2022)															
896	WICHITA FALLS FOUNDER	10/22/1921	Active	32	3	0	10.34%	31		1	Y		N	11/2025		
	Exc Award (06/30/2024)															
38846	WICHITA FALLS NORTH EAST	08/29/1980	Active	3	0	0	0.00%	3		52	Y	11		07/2019		\$6.00



Club Health Assessment for District 2 E1 through November 2025

<div></div>						Status		Membership				Reports				Finance		LCIF
						Times in Status Quo in Past 2 Years		Current Member Count **	YTD Members Added	YTD Members Dropped	YTD Net Growth***	Member Count 1 Year Ago	Dropped Members Avg.Length of Service	Months Since Membership Update	Current Officers Reported****	Current President Repeated Term	VP Reported*****	Last Date Reported Service (mm/yyyy)
Club Number	Club Name		Charter Date															
Current Total Clubs Count	YTD New Clubs Count	YTD Cancelled Clubs Count	YTD Net Club Gain	Current Total Members Count	YTD Add	YTD Drop	YTD Net Growth	Member Count 12 Months Ago	Average Member Count Per Club	% of Clubs with less than 20 members	% No Officer Report in 12 Months	% of Clubs with balance 90+ days	Number of Clubs in Status Quo	% Status Quo Clubs in Financial Suspension	Number of Cancelled Clubs	Average Cancelled Club Age	Members Lost Due to Cancellation	% of Clubs Cancelled for Non-Financial Reasons
41	0	0	0	889	34	31	3	0.34%	889	22	59%	10%	24%	6	100%	0	0	0%

* - P - Priority Club. Cancellation Reasons: 1-Objectives/conduct, 2-Non-active club, 5-Non-existing club, 6-Disbanding, 7-Merger, 8-Financial Suspension, 9-District/Multiple District Dues.

** Red denotes below 15 active members.

*** Red denotes 20% + loss.

**** Y - all 3 (President, Secretary, Treasurer) club officers reported, N - not all 3 reported.

***** Abbreviation: N-New, IP-Immediate Past, R-Repeat.



Club Health Assessment for District 2 E2 through November 2025

			Status	Membership					Reports					Finance	LCIF		
Club Number	Club Name	Charter Date	Times in Status Quo in Past 2 Years	Current Member Count **	YTD Members Added	YTD Members Dropped	YTD Net Growth% ***	Member Count 1 Year Ago	Dropped Members Avg.Length of Service	Months Since Membership Update	Current Officers Reported ****	Current President Repeated Term	VP Reported *****	Last Date Reported Service (mm/yyyy)	Account Balance	YTD Donations	
Clubs less than two years old																	
181320	DFW Blind and Persons with Disabilities	04/24/2025	Active	36	1	0	2.86%	0		1	Y	2	R	11/2025			
190496	HEB Professionals	10/13/2025	Newly Chartered	23	23	0	100.00%	0		1	Y		N				
181629	Mid-Cities Pacific Islanders	04/07/2025	Active	30	5	0	20.00%	0		3	Y	2	R	11/2025			
Clubs more than two years old																	
899	ALEDO COMMUNITY L C	10/03/1968	Active	38	0	0	0.00%	36		2	Y	2	R	11/2025			
901	ALVARADO	09/26/1939	Active	22	1	0	4.76%	22		5	Y		N	06/2025			
117210	ARGYLE	06/19/2012	Active	17	2	1	6.25%	19	8	2	Y	2	R	11/2025		\$32.00	
	Exc Award (06/30/2021, 06/30/2022)																
904	ARLINGTON GREATER ARLINGTON	05/31/1957	Active	36	2	1	2.86%	35	1	2	Y	2	N	08/2025	90+ Days	\$350.00	
63934	AZLE	01/23/2001	Active	26	4	2	8.33%	25	26	2	Y	2	N	10/2025		\$48.00	
906	BENBROOK	01/14/1952	Active	18	1	3	-10.00%	19	3	1	Y	2	R	10/2025		\$40.00	
	Exc Award (06/30/2022, 06/30/2023)																
908	BRIDGEPORT	07/03/1928	Active	35	5	5	0.00%	41	11	1	Y			10/2025			
	Exc Award (06/30/2022)																
909	BURLESON	11/19/1945	Active	45	5	1	9.76%	56	18	0	Y	2	R	09/2025			
	Exc Award (06/30/2023)																
911	CLEBURNE	10/20/1920	Active	52	1	2	-1.89%	52	6	0	Y		N	11/2025		\$50.00	
41446	COLLEYVILLE	06/01/1982	Active	183	2	2	0.00%	199	10	1	Y		N	10/2025		\$6,866.00	
	Exc Award (06/30/2016, 06/30/2017, 06/30/2018, 06/30/2020, 06/30/2022, 06/30/2023, 06/30/2025)																
914	DECATUR TEXAS INC	01/14/1925	Active	62	12	3	16.98%	55	6	0	Y		N	11/2025			
916	DENTON	12/19/1928	Active	7	0	0	0.00%	9		6	N	None		07/2022		\$14.00	
	Exc Award (06/30/2022)																
154595	Denton - Robson Ranch	06/14/2023	Active	31	2	0	6.90%	32		0	Y		N	10/2025		\$100.00	
	Exc Award (06/30/2024)																
917	DENTON HI NOON	02/14/1958	Active	7	0	0	0.00%	7		4	Y	4	N	08/2025		\$14.00	
53212	DENTON TRIANGLE	06/02/1992	Active	14	0	1	-6.67%	15	11	2	Y	6	R	11/2025		\$30.00	



Club Health Assessment for District 2 E2 through November 2025

			Membership							Reports				Finance		LCIF
Club Number	Club Name	Charter Date	Times in Status Quo in Past 2 Years	Current Member Count **	YTD Members Added	YTD Members Dropped	YTD Net Growth% ***	Member Count 1 Year Ago	Dropped Members Avg.Length of Service	Months Since Membership Update	Current Officers Reported ****	Current President Repeated Term	VP Reported *****	Last Date Reported Service (mm/yyyy)	Account Balance	YTD Donations
34158	EVERMAN	06/26/1977	Active	12	0	0	0.00%	9		5	Y		N	10/2024	90+ Days	
131368	Flower Mound Irving Indian Centennial	06/16/2017	Status Quo(2)	7	0	0	0.00%	7		5	Y	4	R	01/2025		
133115	Flower Mound New Century	11/21/2017	Active	30	2	5	-9.09%	29	5	0	Y	4	R	07/2025		
	Exc Award (06/30/2018, 06/30/2023)															
919	FORT WORTH	09/26/1916	Active	20	0	1	-4.76%	22	54	0	Y		N	06/2025		\$40.00
	Exc Award (06/30/2023, 06/30/2024)															
29613	FORT WORTH FOREST HILL	06/28/1974	Status Quo(1)	10	0	0	0.00%	10		0	N	None		02/2020	90+ Days	
940	FORT WORTH HANDLEY MEADOW BRK	11/08/1945	Active	10	0	2	-16.67%	12	21	4	N	None		05/2022		
926	FORT WORTH RIVERSIDE	04/24/1940	Active	19	3	0	18.75%	18		1	Y			07/2025		\$32.00
934	GAINESVILLE	06/11/1948	Active	30	5	2	11.11%	31	1	0	Y		N	11/2025		
	Exc Award (06/30/2023)															
56900	GLEN ROSE	05/10/1995	Active	64	4	3	1.59%	77	11	0	Y		N	10/2025		\$126.00
	Exc Award (06/30/2022, 06/30/2023)															
55965	GODLEY	07/05/1994	Active	33	5	1	13.79%	28	0	2	Y		N	09/2025		
	Exc Award (06/30/2023)															
936	GRANBURY	02/09/1961	Active	21	4	10	-22.22%	25	3	0	Y		N	11/2025		
	Exc Award (06/30/2022, 06/30/2023, 06/30/2024)															
57379	GRANDVIEW	09/28/1995	Active	26	0	1	-3.70%	28	8	0	Y	3	N	11/2025		
	Exc Award (06/30/2023)															
937	GRAPEVINE	11/26/1934	Active	24	0	0	0.00%	26		5	Y	5		06/2025		
	Exc Award (06/30/2018, 06/30/2023, 06/30/2024)															
47082	HIGHLAND VILLAGE	03/27/1987	Active	20	0	0	0.00%	21		5	Y		IP	10/2025		\$40.00
	Exc Award (06/30/2023)															
944	KELLER	02/24/1948	Active	76	10	0	15.15%	86		0	Y		N	03/2025		\$100.00
	Exc Award (06/30/2023)															
55114	KRUM	12/10/1993	Active	25	1	1	0.00%	29	9	2	Y		N	05/2025		\$50.00
	Exc Award (06/30/2023)															
131453	Mansfield Centennial	06/21/2017	Active	14	0	0	0.00%	9		8	Y	5	R	05/2023		
949	MCKINNEY	10/30/1920	Active	33	1	0	3.13%	37		1	Y			11/2025		\$564.00
	Exc Award (06/30/2023)															




Club Health Assessment for District 2 E2 through November 2025

			Status	Membership						Reports				Finance	LCIF	
Club Number	Club Name	Charter Date	Times in Status Quo in Past 2 Years	Current Member Count **	YTD Members Added	YTD Members Dropped	YTD Net Growth% ***	Member Count 1 Year Ago	Dropped Members Avg.Length of Service	Months Since Membership Update	Current Officers Reported ****	Current President Repeated Term	VP Reported *****	Last Date Reported Service (mm/yyyy)	Account Balance	YTD Donations
65340	MCKINNEY MORNING PRIDE	05/06/2002	Active	22	3	0	15.79%	24		3	N			11/2025	90+ Days	\$38.00
	Exc Award (06/30/2022)															
121532	Mid-Cities Family	03/11/2014	Status Quo(2)	1	0	0	0.00%	2		6	N	None		04/2024	90+ Days	
923	NORTHEAST RICHLAND	03/07/1963	Active	105	15	2	14.13%	90	1	0	Y		N	10/2025		\$184.00
	Exc Award (06/30/2016, 06/30/2018, 06/30/2022)															
115575	NORTHEAST TARRANT	11/14/2011	Active	8	0	1	-11.11%	14	2	1	N		N	10/2025		
	Exc Award (06/30/2016)															
111356	NORTHWEST TARRANT	06/14/2011	Active	33	0	1	-2.94%	38	8	2	Y	2	N	11/2025		\$571.00
	Exc Award (06/30/2016, 06/30/2017, 06/30/2019, 06/30/2020, 06/30/2021, 06/30/2022, 06/30/2023, 06/30/2024)															
41290	PANTEGO	05/17/1982	Active	28	1	2	-3.45%	27	12	2	Y		R	10/2025		\$2,580.00
	Exc Award (06/30/2022, 06/30/2023)															
950	PRINCETON	07/01/1947	Active	18	0	0	0.00%	26		5	Y	4		06/2025		
925	RIVER OAKS	03/20/1948	Active	55	1	3	-3.51%	56	6	0	Y	10	N	11/2025	90+ Days	\$100.00
	Exc Award (06/30/2017, 06/30/2022)															
46569	SANGER	10/21/1986	Active	43	3	0	7.50%	35		2	Y	4	R	10/2025		
	Exc Award (06/30/2022, 06/30/2023)															
955	SHERMAN EVENING	04/23/1958	Active	21	0	0	0.00%	21		5	Y	2	R	05/2025		\$42.00
	Exc Award (06/30/2017, 06/30/2022)															
954	SHERMAN NOON	06/21/1928	Active	32	0	1	-3.03%	32	19	1	Y		N	11/2025		\$66.00
	Exc Award (06/30/2023)															
129744	Southlake Centennial	01/10/2017	Active	17	0	0	0.00%	17		3	Y	8	R	02/2025		
	Exc Award (06/30/2023)															
956	SPRINGTOWN	12/03/1959	Active	17	1	0	6.25%	21		0	Y		N	05/2025		
	Exc Award (06/30/2023)															
36540	THE COLONY	02/12/1979	Active	12	0	0	0.00%	11		5	Y			11/2025		\$24.00
958	WEATHERFORD EVENING	02/25/1969	Active	16	0	0	0.00%	17		5	Y		N	07/2024		\$32.00
	Exc Award (06/30/2022)															
957	WEATHERFORD NOON	12/13/1921	Active	96	4	4	0.00%	97	3	0	Y		N	06/2025		\$192.00
	Exc Award (06/30/2022, 06/30/2023)															
52132	WHITESBORO	11/01/1991	Active	11	0	0	0.00%	13		5	Y	7	R	08/2025		
	Exc Award (06/30/2023)															



Club Health Assessment for District 2 E2 through November 2025



			Status		Membership					Reports				Finance		LCIF
Club Number	Club Name	Charter Date	Times in Status Quo in Past 2 Years	Current Member Count **	YTD Members Added	YTD Members Dropped	YTD Net Growth***	Member Count 1 Year Ago	Dropped Members Avg.Length of Service	Months Since Membership Update	Current Officers Reported ****	Current President Repeated Term	VP Reported *****	Last Date Reported Service (mm/yyyy)	Account Balance	YTD Donations

Clubs Cancelled Previous Fiscal Year – Clubs Cancelled within last 12 months may be reinstated

Club Number	Club Name	Charter Date	Current Status*	Cancellation Date
64733	CROWLEY	10/29/2001	Cancelled(6*)	06/29/2025
915	DENISON	06/01/1921	Cancelled(6*)	10/29/2024
952	SAGINAW	09/26/1957	Cancelled(6*)	06/29/2025

Current Total Clubs Count	YTD New Clubs Count	YTD Cancelled Clubs Count	YTD Net Club Gain	Current Total Members Count	YTD Add	YTD Drop	YTD Net Growth	YTD Net Growth %	Member Count 12 Months Ago	Average Member Count Per Club	% of Clubs with less than 20 members	% No Officer Report in 12 Months	% of Clubs with balance 90+ days	Number of Clubs in Status Quo	% Status Quo Clubs in Financial Suspension	Number of Cancelled Clubs	Average Cancelled Club Age	Members Lost Due to Cancellation	% of Clubs Cancelled for Non-Financial Reasons
53	1	0	1	1,691	129	61	68	4.19%	1,667	32	36%	4%	11%	3	100%	0	0	0	0%

* - P - Priority Club. Cancellation Reasons: 1-Objectives/conduct, 2-Non-active club, 5-Non-existing club, 6-Disbanding, 7-Merger, 8-Financial Suspension, 9-District/Multiple District Dues.

** Red denotes below 15 active members.

*** Red denotes 20% + loss.

**** Y - all 3 (President, Secretary, Treasurer) club officers reported, N - not all 3 reported.

***** Abbreviation: N-New, IP-Immediate Past, R-Repeat.



Club Health Assessment for District 2 X1 through November 2025

			Status	Membership						Reports				Finance		LCIF
Club Number	Club Name	Charter Date	Times in Status Quo in Past 2 Years	Current Member Count **	YTD Members Added	YTD Members Dropped	YTD Net Growth% ***	Member Count 1 Year Ago	Dropped Members Avg.Length of Service	Months Since Membership Update	Current Officers Reported ****	Current President Repeated Term	VP Reported *****	Last Date Reported Service (mm/yyyy)	Account Balance	YTD Donations
Clubs less than two years old																
172757	Dallas Badhimalika	07/23/2024	Active	25	0	1	-3.85%	22	1	4	Y	2		07/2024		
178345	Dallas Everest Women's	10/31/2024	Active	38	0	4	-9.52%	35	1	1	Y	2	N	10/2025		
185320	Dallas Gorkha	07/11/2025	Active	21	21	0	100.00%	0		4	Y		N		90+ Days	
176944	Dallas Himalayan Sports	09/06/2024	Active	32	0	0	0.00%	26		5	Y	2	R	11/2025		
179630	Dallas Himalayan Womens	12/30/2024	Active	39	0	0	0.00%	0		5	N	2		01/2025		
185167	Dallas Manakamana	07/11/2025	Active	22	23	1	100.00%	0	0	0	Y		N	07/2025		
181348	Dallas Multicultural	04/14/2025	Active	33	0	0	0.00%	0		5	Y	2		04/2025		
177618	DFW Cyber	09/10/2024	Active	63	8	0	14.55%	22		1	Y	2	R	10/2025	90+ Days	
156930	Grand Prairie Host Family	12/21/2023	Active	35	6	6	0.00%	42	2	0	N		N	10/2025		\$20.00
Exc Award (06/30/2025)																
182966	Plano Corporate Cyber	06/20/2025	Active	54	1	0	1.89%	0		2	Y			07/2025		
Clubs more than two years old																
78425	ALLEN COMMUNITY	03/09/2004	Active	8	0	3	-27.27%	14	9	0	Y			10/2025		\$228.00
Exc Award (06/30/2024)																
962	BALCH SPRINGS	01/08/1969	Active	9	0	0	0.00%	9		17	N	None		07/2025		
42999	CARROLLTON EVENING	09/19/1983	Active	21	1	1	0.00%	21	31	1	Y		N	07/2025		\$2,060.00
Exc Award (06/30/2021)																
963	CARROLLTON HOST	10/18/1934	Active	29	1	0	3.57%	27		0	Y		N	11/2025	90+ Days	\$100.00
42260	CEDAR HILL	02/10/1983	Active	20	1	5	-16.67%	23	13	0	Y		R	10/2024	90+ Days	
155901	Collin Athena Alliance	09/18/2023	Active	48	0	0	0.00%	47		4	Y		N	11/2025		\$400.00
Exc Award (06/30/2025)																
967	COMMERCE	10/06/1925	Active	19	0	1	-5.00%	24	10	1	Y		R	10/2025		\$1,000.00
Exc Award (06/30/2021)																
42630	COPPELL	05/12/1983	Active	46	1	3	-4.17%	43	22	1	Y		N	11/2025		\$7,500.00
Exc Award (06/30/2016, 06/30/2017, 06/30/2018, 06/30/2019, 06/30/2021)																
43313	CRANDALL COMBINE	01/03/1984	Active	6	0	0	0.00%	7		5	Y	3	N	07/2024		
117832	DALLAS ACE	09/13/2012	Status Quo(1)	28	6	8	-6.67%	16	7	2	Y			11/2025	90+ Days	



Club Health Assessment for District 2 X1 through November 2025

			Status	Membership						Reports				Finance	LCIF	
Club Number	Club Name	Charter Date	Times in Status Quo in Past 2 Years	Current Member Count **	YTD Members Added	YTD Members Dropped	YTD Net Growth% ***	Member Count 1 Year Ago	Dropped Members Avg.Length of Service	Months Since Membership Update	Current Officers Reported ****	Current President Repeated Term	VP Reported *****	Last Date Reported Service (mm/yyyy)	Account Balance	YTD Donations
141850	Dallas Bangladeshi	06/24/2020	Status Quo(1)	6	0	0	0.00%	12		5	N	2		07/2024	90+ Days	
	Exc Award (06/30/2021)															
147774	Dallas Buddha	08/10/2021	Active	31	2	17	-32.61%	43	2	3	Y		N	10/2025		\$20.00
987	DALLAS DALCLIFF-WYNNEWOOD	02/29/1952	Active	20	0	0	0.00%	19		6	Y		N	10/2024		
67639	DALLAS EVEREST	04/08/2003	Active	132	18	7	9.09%	121	6	1	N		N	11/2025		\$1,150.00
	Exc Award (06/30/2017, 06/30/2021, 06/30/2022, 06/30/2023, 06/30/2024, 06/30/2025)															
45991	DALLAS FILIPINO	04/28/1986	Active	22	3	1	10.00%	24	30	0	Y		N	11/2025		\$300.00
	Exc Award (06/30/2016, 06/30/2017, 06/30/2018, 06/30/2020)															
969	DALLAS FOUNDER	09/15/1916	Active	74	4	2	2.78%	58	1	0	Y		N	10/2025		\$920.00
	Exc Award (06/30/2023, 07/30/2017)															
129989	Dallas Frisco	02/14/2017	Active	12	0	0	0.00%	14		5	N	None	N	02/2025		
155166	Dallas Green	08/14/2023	Active	26	0	0	0.00%	24		5	Y		N	11/2025		
153516	Dallas Health	03/14/2023	Active	13	1	7	-31.58%	20	2	1	Y			09/2025		
	Exc Award (06/30/2025)															
44410	DALLAS INDIAN	12/31/1984	Active	47	3	2	2.17%	45	1	3	Y		N	10/2025		\$100.00
	Exc Award (06/30/2016, 06/30/2024)															
151835	Dallas Lumbini	08/31/2022	Status Quo(1)	26	0	0	0.00%	24		5	N	2		11/2024	90+ Days	
130010	Dallas North Indo Centennial	02/01/2017	Active	31	0	0	0.00%	31		8	N	None	N	05/2025		
980	DALLAS OAK CLIFF	04/01/1929	Active	97	3	0	3.19%	89		1	Y		N	08/2024		\$1,900.00
	Exc Award (06/30/2022)															
982	DALLAS PARK CITIES	01/17/1929	Active	20	0	0	0.00%	19		2	Y		N	11/2025		
	Exc Award (06/30/2021)															
143313	Dallas Pokhara	11/16/2020	Active	30	0	0	0.00%	30		7	Y	2	R	10/2025		
	Exc Award (06/30/2025)															
984	DALLAS SOUTH	06/22/1970	Status Quo(1)	8	0	0	0.00%	9		7	Y	5		04/2025	90+ Days	
	Exc Award (06/30/2017)															
990	DALLAS TRINITY INDUSTRIAL	05/02/1951	Active	22	5	1	22.22%	16	1	0	Y	2	N	11/2025		\$1,200.00
	Exc Award (06/30/2022, 06/30/2023, 06/30/2024, 06/30/2025)															
986	DALLAS WHITE ROCK	02/19/1951	Active	11	0	1	-8.33%	15	3	2	Y			09/2025		\$48.00



Club Health Assessment for District 2 X1 through November 2025

			Status	Membership						Reports				Finance		LCIF
Club Number	Club Name	Charter Date	Times in Status Quo in Past 2 Years	Current Member Count **	YTD Members Added	YTD Members Dropped	YTD Net Growth% ***	Member Count 1 Year Ago	Dropped Members Avg.Length of Service	Months Since Membership Update	Current Officers Reported ****	Current President Repeated Term	VP Reported *****	Last Date Reported Service (mm/yyyy)	Account Balance	YTD Donations
90223	DALLAS WOMEN'S	11/23/2005	Status Quo(1)	3	0	0	0.00%	3		18	Y	4		07/2024	90+ Days	
	Exc Award (06/30/2021)															
993	DE SOTO	09/19/1949	Active	30	0	0	0.00%	26		1	Y		N	10/2025		
	Exc Award (06/30/2017, 06/30/2022, 06/30/2024, 06/30/2025)															
995	DUNCANVILLE NOON	08/02/1971	Active	68	10	4	9.68%	60	9	2	Y			11/2025	90+ Days	
	Exc Award (06/30/2018, 06/30/2025)															
996	ENNIS HOST	03/05/1921	Active	38	0	0	0.00%	51		6	Y	2		10/2024		
49668	FERRIS	06/30/1989	Active	6	1	0	20.00%	5		3	Y	4	R	08/2025		
	Exc Award (06/30/2023)															
34931	FORNEY	01/17/1978	Active	25	1	2	-3.85%	31	12	3	Y			11/2025		
1001	GARLAND EVENING	09/04/1958	Active	6	0	0	0.00%	6		7	Y	2	R	10/2025		
	Exc Award (06/30/2023)															
1003	GRAND PRAIRIE HOST	08/10/1942	Active	66	0	1	-1.49%	87	1	0	Y		N	11/2025		\$2,120.00
	Exc Award (06/30/2017, 06/30/2020, 06/30/2021, 06/30/2022, 06/30/2024)															
1005	GREENVILLE	07/02/1921	Active	21	0	1	-4.55%	24	51	1	Y		N	11/2025		
156033	Irving (DFW) Independent Campus	09/26/2023	Active	32	0	0	0.00%	29		5	Y		N	01/2025	90+ Days	
58413	IRVING DFW INDIAN	06/13/1996	Active	49	1	0	2.08%	52		4	Y		R	11/2025		\$1,150.00
	Exc Award (06/30/2017, 06/30/2018, 06/30/2019, 06/30/2020, 06/30/2023, 06/30/2024)															
134371	Irving Everest Centennial	04/18/2018	Active	63	6	2	6.78%	53	2	1	Y		N	11/2025		\$100.00
	Exc Award (06/30/2021, 06/30/2023, 06/30/2024, 06/30/2025)															
1008	IRVING NOON DAY	07/31/1957	Status Quo(1)	24	0	0	0.00%	22		6	Y	8	N	04/2025	90+ Days	
	Exc Award (06/30/2017, 06/30/2018)															
96739	ITALY	03/27/2006	Active	5	0	0	0.00%	6		6	Y	12	R	10/2025		\$100.00
	Exc Award (06/30/2022)															
1011	KAUFMAN	07/17/1928	Active	109	6	6	0.00%	106	4	1	Y			11/2025		
	Exc Award (06/30/2020, 06/30/2024)															
135184	Lancaster New Centennial	06/25/2018	Active	50	0	6	-10.71%	52	4	0	Y		N	06/2025		
	Exc Award (06/30/2024)															
1014	MABANK CEDAR CREEK AREA	02/12/1970	Active	31	4	2	6.90%	25	3	0	Y	5	N	11/2025		\$10,150.00




Club Health Assessment for District 2 X1 through November 2025

			Status	Membership						Reports				Finance		LCIF
Club Number	Club Name	Charter Date	Times in Status Quo in Past 2 Years	Current Member Count **	YTD Members Added	YTD Members Dropped	YTD Net Growth% ***	Member Count 1 Year Ago	Dropped Members Avg.Length of Service	Months Since Membership Update	Current Officers Reported ****	Current President Repeated Term	VP Reported *****	Last Date Reported Service (mm/yyyy)	Account Balance	YTD Donations
Exc Award (06/30/2021, 06/30/2023, 06/30/2024)																
84344	MAYPEARL	10/19/2004	Active	24	0	4	-14.29%	29	2	2	N	4	R	10/2025		\$100.00
Exc Award (06/30/2023)																
1015	MESQUITE HOST	12/20/1939	Active	5	0	0	0.00%	8		5	Y	2		11/2025		
1017	MIDLOTHIAN	04/23/1946	Active	51	3	2	2.00%	50	1	0	Y		N	11/2025		\$100.00
Exc Award (06/30/2021, 06/30/2023, 06/30/2024, 06/30/2025)																
136456	Plano Collin Nepalese	10/18/2018	Active	60	0	0	0.00%	54		2	Y		N	11/2025		
33920	PLANO EARLY	05/23/1977	Active	37	2	3	-2.63%	38	32	0	Y	2	R	11/2025		\$1,250.00
Exc Award (06/30/2021)																
62193	PLANO EVENING	06/28/1999	Active	2	0	0	0.00%	2		15	Y	9		11/2024		
1023	RED OAK	10/03/1949	Active	22	1	1	0.00%	18	3	1	Y	3	R	08/2025	90+ Days	
Exc Award (06/30/2025)																
1024	RICHARDSON HOST	08/22/1957	Active	22	1	0	4.76%	21		0	Y	4	R	11/2025	90+ Days	
Exc Award (06/30/2021, 06/30/2023)																
111389	RICHARDSON MIDDAY	06/16/2011	Active	25	2	0	8.70%	23		1	Y	2	N	11/2025		
Exc Award (06/30/2017, 06/30/2018, 06/30/2020, 06/30/2021, 06/30/2023)																
1026	ROCKWALL	05/10/1951	Active	18	0	0	0.00%	18		19	N	2		11/2024		
1027	ROWLETT	04/04/1966	Active	18	1	0	5.88%	17		3	Y		N	11/2025		\$200.00
101007	ROYSE CITY	01/24/2008	Cancelled(6*)	0	0	8	-100.00%	12	7	3	N	None		06/2025	90+ Days	
Exc Award (06/30/2017, 06/30/2018, 06/30/2021, 06/30/2024)																
37755	SACHSE	12/06/1979	Active	16	0	6	-27.27%	24	8	1	Y		R	11/2025		\$1,110.00
Exc Award (06/30/2022, 06/30/2023, 06/30/2024)																
68650	SEAGOVILLE SUNSET	04/17/2003	Active	20	0	0	0.00%	20		18	Y	13		05/2025		
Exc Award (06/30/2017)																
1029	TERRELL	02/28/1921	Active	19	1	5	-17.39%	31	7	0	Y		N	09/2025		
118089	UTD INFINITY	10/29/2012	Active	36	0	0	0.00%	12		5	N			10/2024		\$1,000.00
1032	WAXAHACHIE	02/03/1925	Active	60	2	8	-9.09%	66	5	3	Y		N	09/2025		\$2,000.00
103714	WYLIE EVENING	10/02/2008	Active	8	5	0	166.67%	6		1	Y			10/2025		\$15.00
Exc Award (06/30/2023)																



Club Health Assessment for District 2 X1 through November 2025

 Club NumberClub NameCharter Date						Status		Membership					Reports				Finance		LCIF
						Times in Status Quo in Past 2 Years	Current Member Count **	YTD Members Added	YTD Members Dropped	YTD Net Growth***	Member Count 1 Year Ago	Dropped Members Avg.Length of Service	Months Since Membership Update	Current Officers Reported ****	Current President Repeated Term	VP Reported *****	Last Date Reported Service (mm/yyyy)	Account Balance	YTD Donations
Current Total Clubs Count	YTD New Clubs Count	YTD Cancelled Clubs Count	YTD Net Club Gain	Current Total Members Count	YTD Add	YTD Drop	YTD Net Growth	Member Count 12 Months Ago	Average Member Count Per Club	% of Clubs with less than 20 members	% No Officer Report in 12 Months	% of Clubs with balance 90+ days	Number of Clubs in Status Quo	% Status Quo Clubs in Financial Suspension	Number of Cancelled Clubs	Average Cancelled Club Age	Members Lost Due to Cancellation	% of Clubs Cancelled for Non-Financial Reasons	
72	2	1	1	2,293	155	132	23	1.01%	2,078	32	28%	1%	19%	6	100%	1	18	8	100%

* - P - Priority Club. Cancellation Reasons: 1-Objectives/conduct, 2-Non-active club, 5-Non-existing club, 6-Disbanding, 7-Merger, 8-Financial Suspension, 9-District/Multiple District Dues.

** Red denotes below 15 active members.

*** Red denotes 20% + loss.

**** Y - all 3 (President, Secretary, Treasurer) club officers reported, N - not all 3 reported.

***** Abbreviation: N-New, IP-Immediate Past, R-Repeat.




Club Health Assessment for District 2 X2 through November 2025

			Status	Membership						Reports				Finance	LCIF	
Club Number	Club Name	Charter Date	Times in Status Quo in Past 2 Years	Current Member Count **	YTD Members Added	YTD Members Dropped	YTD Net Growth% ***	Member Count 1 Year Ago	Dropped Members Avg.Length of Service	Months Since Membership Update	Current Officers Reported ****	Current President Repeated Term	VP Reported *****	Last Date Reported Service (mm/yyyy)	Account Balance	YTD Donations
Clubs less than two years old																
182364	Hughes Springs	05/21/2025	Active	26	2	0	8.33%	0		1	Y	2	N			\$30.00
190685	Longview Multi-Cultural	10/16/2025	Newly Chartered	23	23	0	100.00%	0		0	Y		N			
Clubs more than two years old																
1035	ATLANTA	05/30/1940	Active	96	33	10	31.51%	55	2	0	Y	5		07/2025		\$160.00
Exc Award (06/30/2023)																
154872	Avinger Area	06/20/2023	Active	20	0	5	-20.00%	21	3	1	Y		N	11/2025		\$35.00
126191	Big Sandy Area	11/17/2015	Active	32	1	2	-3.03%	34	4	2	Y		N	11/2025		\$50.00
Exc Award (06/30/2017, 06/30/2018, 06/30/2019, 06/30/2021, 06/30/2022, 06/30/2023)																
1039	BONHAM	08/14/1939	Active	12	1	0	9.09%	12		3	Y	3		03/2024		\$380.00
Exc Award (06/30/2021, 06/30/2024)																
1040	CANTON	02/26/1932	Active	80	1	3	-2.44%	87	19	0	Y		N	08/2025	90+ Days	\$202.75
1042	DAINGERFIELD	04/25/1944	Active	12	1	0	9.09%	12		4	Y	2	R	11/2025		\$52.00
156611	Diana	11/13/2023	Active	12	3	0	33.33%	26		4	Y	2		02/2024		\$30.00
1047	EMORY	05/14/1941	Active	12	1	0	9.09%	12		3	Y	14		10/2025	90+ Days	\$30.00
1048	GILMER	10/13/1953	Active	25	1	2	-3.85%	24	10	2	Y	2	R	10/2025		\$38.75
Exc Award (06/30/2022)																
1049	GLADEWATER	09/09/1931	Active	17	3	1	13.33%	15	2	2	Y		R	11/2024		\$30.00
1052	HALLSVILLE	04/05/1946	Active	37	3	0	8.82%	36		0	Y		N	11/2025		\$2,827.50
Exc Award (06/30/2021, 06/30/2022)																
1375	HENDERSON	01/09/1924	Active	48	2	0	4.35%	42		3	Y		N	08/2024		\$30.00
Exc Award (06/30/2024)																
1056	JEFFERSON	04/08/1946	Active	17	2	8	-26.09%	24	5	0	Y		N	10/2025		\$464.00
Exc Award (06/30/2022)																
1057	JUDSON	05/05/1955	Active	51	5	1	8.51%	47	56	3	Y		N	09/2025		\$630.00
Exc Award (06/30/2017, 06/30/2020, 06/30/2022, 06/30/2024, 06/30/2025)																
1059	KILGORE	04/09/1931	Active	55	3	0	5.77%	56		4	Y		N	10/2025		\$280.00



Club Health Assessment for District 2 X2 through November 2025

			Status	Membership						Reports				Finance	LCIF	
Club Number	Club Name	Charter Date	Times in Status Quo in Past 2 Years	Current Member Count **	YTD Members Added	YTD Members Dropped	YTD Net Growth% ***	Member Count 1 Year Ago	Dropped Members Avg.Length of Service	Months Since Membership Update	Current Officers Reported ****	Current President Repeated Term	VP Reported *****	Last Date Reported Service (mm/yyyy)	Account Balance	YTD Donations
1063	LINDEN	04/16/1946	Active	26	4	8	-13.33%	32	2	1	Y		N	06/2025		\$30.00
	Exc Award (06/30/2021, 06/30/2024)															
1064	LONGVIEW	05/18/1928	Active	6	0	0	0.00%	15		4	Y			05/2025		\$130.00
	Exc Award (06/30/2017, 06/30/2020, 06/30/2021)															
1066	MARSHALL	04/05/1938	Active	53	4	3	1.92%	44	3	0	Y		N	11/2025		\$576.00
	Exc Award (06/30/2024, 06/30/2025)															
1070	MT PLEASANT	09/14/1948	Active	70	2	8	-7.89%	82	4	0	Y		N	11/2025		\$1,622.00
	Exc Award (06/30/2018, 06/30/2021, 06/30/2022, 06/30/2024)															
1073	NEW BOSTON	04/05/1940	Active	15	0	1	-6.25%	18	2	3	Y	14		11/2022		\$30.00
1074	NEW BOSTON EVENING	02/11/1965	Active(1)	10	0	0	0.00%	11		29	N	11		04/2022		\$30.00
95183	ORE CITY	02/02/2006	Active	32	8	1	28.00%	26	2	0	Y	3	N	11/2025		\$1,760.00
1076	PARIS FOUNDERS	05/08/1921	Active(1)	10	3	2	11.11%	9	41	0	Y		N	04/2018		\$30.00
1078	PITTSBURG	02/13/1954	Active	28	5	0	21.74%	21		1	Y		N	08/2025	90+ Days	\$84.75
	Exc Award (06/30/2023)															
33198	QUITMAN	01/24/1977	Status Quo(2)	11	0	0	0.00%	13		7	N	24		05/2024	90+ Days	\$30.00
1081	SULPHUR SPRINGS	09/13/1937	Active	26	1	0	4.00%	24		1	Y		N	12/2023		\$130.00
1414	TATUM	04/09/1953	Active	23	0	0	0.00%	26		1	Y	2	R	05/2025		\$40.00
1084	TYLER	08/27/1931	Active	34	2	0	6.25%	39		2	Y			09/2025		\$743.00
	Exc Award (06/30/2021, 06/30/2022, 06/30/2023)															
98960	WASKOM	04/03/2007	Active	42	4	1	7.69%	41	1	0	Y		N	07/2025		\$2,066.75
	Exc Award (06/30/2024, 06/30/2025)															
1087	WHITE OAK	11/19/1953	Active	9	0	0	0.00%	6		10	Y	2	N	07/2024		\$30.00
1088	WINNSBORO	03/24/1949	Active	9	0	1	-10.00%	9	27	3	Y	7	R	10/2025		\$30.00
52008	YANTIS LAKE FORK	09/17/1991	Active	19	4	0	26.67%	15		4	Y	7		07/2025	90+ Days	\$30.00

Clubs Cancelled Previous Fiscal Year – Clubs Cancelled within last 12 months may be reinstated

Club Number	Club Name	Charter Date	Current Status*	Cancellation Date
1050	GRAND SALINE	10/16/1931	Cancelled(6*)	06/29/2025



Club Health Assessment for District 2 X2 through November 2025

						Status		Membership					Reports				Finance		LCIF
						Times in Status Quo in Past 2 Years		Current Member Count **	YTD Members Added	YTD Members Dropped	YTD Net Growth***	Member Count 1 Year Ago	Dropped Members Avg.Length of Service	Months Since Membership Update	Current Officers Reported ****	Current President Repeated Term	VP Reported *****	Last Date Reported Service (mm/yyyy)	Account Balance
Club Number	Club Name		Charter Date																
Current Total Clubs Count	YTD New Clubs Count	YTD Cancelled Clubs Count	YTD Net Club Gain	Current Total Members Count	YTD Add	YTD Drop	YTD Net Growth	Member Count 12 Months Ago	Average Member Count Per Club	% of Clubs with less than 20 members	% No Officer Report in 12 Months	% of Clubs with balance 90+ days	Number of Clubs in Status Quo	% Status Quo Clubs in Financial Suspension	Number of Cancelled Clubs	Average Cancelled Club Age	Members Lost Due to Cancellation	% of Clubs Cancelled for Non-Financial Reasons	
34	1	0	1	998	122	57	65	6.97%	934	29	41%	0%	15%	1	100%	0	0	0	0%

* - P - Priority Club. Cancellation Reasons: 1-Objectives/conduct, 2-Non-active club, 5-Non-existing club, 6-Disbanding, 7-Merger, 8-Financial Suspension, 9-District/Multiple District Dues.

** Red denotes below 15 active members.

*** Red denotes 20% + loss.

**** Y - all 3 (President, Secretary, Treasurer) club officers reported, N - not all 3 reported.

***** Abbreviation: N-New, IP-Immediate Past, R-Repeat.



Club Health Assessment for District 2 X3 through November 2025

			Status	Membership						Reports				Finance	LCIF	
Club Number	Club Name	Charter Date	Times in Status Quo in Past 2 Years	Current Member Count **	YTD Members Added	YTD Members Dropped	YTD Net Growth% ***	Member Count 1 Year Ago	Dropped Members Avg.Length of Service	Months Since Membership Update	Current Officers Reported ****	Current President Repeated Term	VP Reported *****	Last Date Reported Service (mm/yyyy)	Account Balance	YTD Donations
Clubs less than two years old																
179433	Bellmead-Lacy Lakeview	11/06/2024	Active	15	1	0	7.14%	20		2	Y		N	10/2025		\$1,000.00
182205	Hico Area	05/14/2025	Active	10	0	11	-52.38%	0	0	0	Y	2				
180771	Hill County Lake Whitney	02/06/2025	Active	15	3	6	-16.67%	0	1	0	Y		IP	10/2025		
187483	Houston	07/23/2025	Active	14	20	6	100.00%	0	0	1	Y			08/2025		
Clubs more than two years old																
1092	BELTON	04/15/1938	Active	44	8	0	22.22%	36		1	Y		N	11/2025	90+ Days	\$72.00
	Exc Award (06/30/2023, 06/30/2024)															
1094	BLOOMING GROVE	09/26/1949	Active	13	3	0	30.00%	10		1	Y	3	R	09/2025	90+ Days	
52053	BUFFALO	10/04/1991	Active	18	1	2	-5.26%	20	1	0	Y	2	N	08/2025	90+ Days	\$38.00
	Exc Award (06/30/2023)															
1099	CLIFTON	03/14/1929	Active	46	0	6	-11.54%	50	5	0	Y		N	12/2024		\$104.00
	Exc Award (06/30/2021, 06/30/2023)															
1101	COPPERAS COVE	01/28/1946	Active	11	0	0	0.00%	15		5	Y	3	N	10/2023		\$50.00
	Exc Award (06/30/2024)															
1102	CORSICANA	07/03/1918	Active	33	2	3	-2.94%	33	12	2	Y		N	05/2025		\$68.00
1104	CROCKETT	08/22/1923	Active	49	8	2	13.95%	37	28	1	Y		N	09/2025		
1105	DAWSON	05/10/1940	Status Quo(3)	16	0	0	0.00%	16		16	N	None		02/2020	90+ Days	
1108	FAIRFIELD	05/02/1953	Active	18	0	0	0.00%	16		5	Y		R	06/2019		\$36.00
1110	GATESVILLE	04/11/1935	Active	54	6	3	5.88%	55	7	0	Y		N	08/2025		
	Exc Award (06/30/2021)															
48525	GRAPELAND NOON	05/10/1988	Active	41	1	2	-2.38%	55	3	1	Y		N	07/2025		\$84.00
	Exc Award (06/30/2019, 06/30/2024)															
141406	Greater Athens Area	04/09/2020	Active	10	1	0	11.11%	9		2	Y			11/2025		\$18.00
1112	GROESBECK	08/23/1923	Active	41	3	0	7.89%	49		1	Y		R	08/2024	90+ Days	\$76.00
	Exc Award (06/30/2016)															
1113	HAMILTON	01/26/1943	Active	34	3	4	-2.86%	34	3	0	Y		N	11/2024		\$70.00
103994	HARKER HEIGHTS	11/19/2008	Active	11	1	0	10.00%	15		1	Y		N	10/2025		\$20.00
	Exc Award (06/30/2022, 06/30/2024)															



Club Health Assessment for District 2 X3 through November 2025

			Status	Membership						Reports				Finance	LCIF	
Club Number	Club Name	Charter Date	Times in Status Quo in Past 2 Years	Current Member Count **	YTD Members Added	YTD Members Dropped	YTD Net Growth% ***	Member Count 1 Year Ago	Dropped Members Avg.Length of Service	Months Since Membership Update	Current Officers Reported ****	Current President Repeated Term	VP Reported *****	Last Date Reported Service (mm/yyyy)	Account Balance	YTD Donations
40844	HEWITT	02/08/1982	Active(1)	18	0	0	0.00%	20		3	Y		N	10/2025	90+ Days	\$76.00
Exc Award (06/30/2018)																
156068	Hill County Evening	09/28/2023	Active	15	0	0	0.00%	20		5	Y	3	N	07/2024		
1114	HILLSBORO	11/21/1921	Active	51	7	6	2.00%	54	9	0	Y		N	11/2025		\$100.00
Exc Award (06/30/2018, 06/30/2022)																
1115	HUBBARD	03/28/1929	Active	19	4	3	5.56%	18	14	1	Y	12	R	06/2025		\$36.00
1118	KENNARD	06/18/1973	Active	9	0	0	0.00%	9		13	Y		N	02/2020		\$18.00
1120	KILLEEN EVENING	11/11/1964	Active	21	2	0	10.53%	19		1	N		N	11/2025		\$192.00
Exc Award (06/30/2016, 06/30/2018, 06/30/2019, 06/30/2021)																
121362	Killeen Ladies	02/11/2014	Active	5	0	0	0.00%	5		14	Y	3		12/2024		\$10.00
1119	KILLEEN NOON	05/24/1950	Active	54	1	2	-1.82%	51	4	0	Y		N	09/2025	\$140.00	
49757	KOSSE	07/05/1989	Active	15	0	0	0.00%	18		6	N			06/2024	\$30.00	
77837	LAMPASAS	11/28/2003	Active	10	0	0	0.00%	14		5	N	None		07/2024	\$20.00	
1122	LOMETA	03/16/1945	Active	15	0	0	0.00%	19		5	Y		N	12/2019		
1126	MARLIN	05/10/1935	Active(1)	15	0	0	0.00%	15		15	N	None		07/2021		
155967	Mart Area	09/07/2023	Active	11	0	1	-8.33%	15	2	1	Y		N	12/2024	\$24.00	
1128	MC GREGOR	05/22/1952	Active	20	1	0	5.26%	22		2	Y		N	02/2024		
153113	McLennan County Lake Waco	12/12/2022	Active(4)	16	0	0	0.00%	16		1	N	None		05/2025	\$1,000.00	
Exc Award (06/30/2025)																
1129	MERIDIAN	06/04/1956	Active	8	1	0	14.29%	8		4	Y	3		12/2024	\$14.00	
1130	MEXIA	11/05/1921	Active	22	3	0	15.79%	21		0	Y		N	08/2025	\$2,000.00	
134337	Nolanville Lions Clubs	04/30/2018	Active	18	0	0	0.00%	20		4	N	None		06/2024		
1132	OGLESBY	11/10/1949	Active	32	2	1	3.23%	30	1	1	Y		N	08/2018	\$62.00	
1133	PALESTINE	07/06/1923	Active	34	1	4	-8.11%	39	2	0	Y	2	R	11/2025	\$134.00	
1134	PALESTINE EVENING	10/24/1968	Active	8	0	0	0.00%	8		5	N	None		01/2015		
134105	Piney Woods	03/19/2018	Active	32	0	0	0.00%	29		4	Y		N	11/2025	\$64.00	
1135	RIESEL	03/11/1947	Active	18	2	7	-21.74%	24	10	0	Y		N	09/2024		
1136	ROBINSON	06/16/1964	Active	5	0	0	0.00%	5		13	N	None		10/2024		
122293	Robinson Area	05/27/2014	Active	22	3	0	15.79%	25		2	Y		N	11/2025	\$323.00	



Club Health Assessment for District 2 X3 through November 2025

						Status				Membership					Reports				Finance		LCIF
						Times in Status Quo in Past 2 Years	Current Member Count **	YTD Members Added	YTD Members Dropped	YTD Net Growth% ***	Member Count 1 Year Ago	Dropped Members Avg.Length of Service	Months Since Membership Update	Current Officers Reported ****	Current President Repeated Term	VP Reported *****	Last Date Reported Service (mm/yyyy)	Account Balance	YTD Donations		
Club Number	Club Name	Charter Date																			
Exc Award (06/30/2016, 06/30/2022, 06/30/2023, 06/30/2024, 06/30/2025)																					
123172	Rosebud-Lott Area	09/22/2014	Active	10	0	0	0.00%	11		5	Y	10	R	11/2025		\$20.00					
30547	SALADO	04/11/1975	Active	58	9	9	0.00%	59	11	1	Y		N	05/2025		\$116.00					
53343	TEMPLE BREAKFAST	06/23/1992	Active	26	2	0	8.33%	29		1	Y	3	R	11/2025		\$56.00					
1138	TEMPLE FOUNDER	06/21/1917	Active	114	1	2	-0.87%	116	4	0	Y		N	06/2025		\$230.00					
Exc Award (06/30/2022)																					
124895	Temple-Belton Ladies	05/19/2015	Active	11	0	0	0.00%	16		4	Y		R	05/2025		\$1,000.00					
Exc Award (06/30/2020, 06/30/2021, 06/30/2022, 06/30/2024)																					
41952	VALLEY MILLS	11/15/1982	Active	14	0	0	0.00%	14		20	N	None		09/2024							
1141	WACO FOUNDER, INC.	07/19/1916	Active	64	2	3	-1.54%	67	11	1	Y		N	11/2025	90+ Days	\$230.00					
120955	Waco Women's	12/13/2013	Active	17	0	1	-5.56%	18	1	2	Y			10/2025		\$636.00					
Exc Award (06/30/2016, 06/30/2023)																					
1145	WHITNEY	06/29/1931	Active(1)	10	0	9	-47.37%	27	8	0	Y		N	10/2024							
Current Total Clubs Count	YTD New Clubs Count	YTD Cancelled Clubs Count	YTD Net Club Gain	Current Total Members Count	YTD Add	YTD Drop	YTD Net Growth	YTD Net Growth %	Member Count 12 Months Ago	Average Member Count Per Club	% of Clubs with less than 20 members	% No Officer Report in 12 Months	% of Clubs with balance 90+ days	Number of Clubs in Status Quo	% Status Quo Clubs in Financial Suspension	Number of Cancelled Clubs	Average Cancelled Club Age	Members Lost Due to Cancellation	% of Clubs Cancelled for Non-Financial Reasons		
53	1	0	1	1,310	102	93	9	0.69%	1,351	25	60%	13%	13%	1	100%	0	0	0	0%		

* - P - Priority Club. Cancellation Reasons: 1-Objectives/conduct, 2-Non-active club, 5-Non-existing club, 6-Disbanding, 7-Merger, 8-Financial Suspension, 9-District/Multiple District Dues.

** Red denotes below 15 active members.

*** Red denotes 20% + loss.

**** Y - all 3 (President, Secretary, Treasurer) club officers reported, N - not all 3 reported.

***** Abbreviation: N-New, IP-Immediate Past, R-Repeat.




Club Health Assessment for District 2 A1 through November 2025

			Status	Membership						Reports				Finance	LCIF	
Club Number	Club Name	Charter Date	Times in Status Quo in Past 2 Years	Current Member Count **	YTD Members Added	YTD Members Dropped	YTD Net Growth% ***	Member Count 1 Year Ago	Dropped Members Avg.Length of Service	Months Since Membership Update	Current Officers Reported ****	Current President Repeated Term	VP Reported *****	Last Date Reported Service (mm/yyyy)	Account Balance	YTD Donations
Clubs more than two years old																
1147	BALLINGER	08/16/1928	Active	38	2	4	-5.00%	36	5	1	Y		N	09/2025		
	Exc Award (06/30/2025)															
31849	BALLINGER BREAKFAST	03/24/1976	Active	7	1	0	16.67%	6		4	Y	19	N	11/2025		
130483	Big Spring Centennial	03/17/2017	Active	6	1	4	-33.33%	9	7	1	N	2	R	01/2025		
33071	BLANKET	12/21/1976	Active	10	0	0	0.00%	10		20	N	13		06/2019		
1154	BRONTE EVENING	05/19/1966	Active	8	0	0	0.00%	8		17	N	7		10/2018		
1157	COAHOMA	09/28/1955	Active	19	0	1	-5.00%	20	1	3	Y	10		02/2019		
1159	COLEMAN EVENING	03/19/1968	Active	23	4	0	21.05%	24		3	Y	2	N	09/2025	90+ Days	
1160	COLORADO CITY	07/17/1922	Active	31	2	1	3.33%	31	1	2	Y		N	11/2025		\$50.00
	Exc Award (06/30/2024)															
1164	ELDORADO	05/18/1928	Active	12	1	1	0.00%	12	21	4	Y	2	R	05/2024		
32189	GARDEN CITY	05/11/1976	Active	9	0	0	0.00%	12		8	N	4				
1165	GOLDTHWAITE	05/13/1929	Active	14	0	0	0.00%	14		13	N	None		11/2023		
1167	JUNCTION	01/25/1945	Active	10	0	0	0.00%	12		5	Y	2		06/2025		
1169	KINGSLAND	01/19/1961	Active	47	0	1	-2.08%	52	13	1	Y		N	10/2025		
1170	LLANO	04/01/1935	Active	44	0	2	-4.35%	52	1	3	Y		N	06/2019		
1173	MASON	02/10/1942	Active	50	2	7	-9.09%	59	5	2	Y	2	N	04/2019		\$1,000.00
41655	MERTZON IRION COUNTY	06/29/1982	Active	13	1	0	8.33%	11		4	N				90+ Days	
1175	MIDLAND DOWNTOWN	04/09/1928	Active	26	0	0	0.00%	28		8	N	None		03/2025		
42512	MIDLAND NORTHSIDE	04/26/1983	Active	20	0	0	0.00%	18		1	Y		N	11/2025		\$1,100.00
1180	MIDLAND TALL CITY	11/30/1971	Active	10	2	0	25.00%	10		1	Y			10/2024	90+ Days	
1181	MIDLAND WEST SIDE	12/10/1953	Active	46	1	0	2.22%	49		4	Y		N	11/2025	90+ Days	\$2,590.00
	Exc Award (06/30/2018, 06/30/2021, 06/30/2023, 06/30/2024)															
1182	MILES	10/15/1948	Active	16	2	2	0.00%	17	31	0	Y		R			
1188	REAGAN COUNTY	06/23/1941	Status Quo(1)	17	0	0	0.00%	17		27	N				90+ Days	
1190	ROWENA	10/28/1948	Active	24	3	2	4.35%	23	30	1	Y	4				
52945	SAN ANGELO CONCHO PEARL	04/23/1992	Active	35	3	0	9.38%	30		0	Y		N	09/2025		\$66.00



Club Health Assessment for District 2 A1 through November 2025

			Status	Membership						Reports				Finance	LCIF		
Club Number	Club Name	Charter Date	Times in Status Quo in Past 2 Years	Current Member Count **	YTD Members Added	YTD Members Dropped	YTD Net Growth% ***	Member Count 1 Year Ago	Dropped Members Avg.Length of Service	Months Since Membership Update	Current Officers Reported ****	Current President Repeated Term	VP Reported *****	Last Date Reported Service (mm/yyyy)	Account Balance	YTD Donations	
Exc Award (06/30/2018, 06/30/2023)																	
1191	SAN ANGELO DOWNTOWN	09/06/1923	Active	76	6	3	4.11%	90	15	0	Y		N	12/2024	90+ Days	\$202.00	
Exc Award (06/30/2023)																	
1192	SAN ANGELO EAST ANGELO	01/06/1958	Active	87	8	0	10.13%	91		0	Y		N	06/2024			
Exc Award (06/30/2023)																	
119252	SAN ANGELO LADY LIONS	04/29/2013	Active	24	4	0	20.00%	20		1	Y		N	09/2025			
Exc Award (06/30/2018)																	
133959	San Angelo Lighthouse	03/07/2018	Active(1)	16	0	0	0.00%	16		13	Y			04/2019			
1195	SAN ANGELO SOUTHSIDE	01/29/1960	Active	18	0	0	0.00%	18		13	Y	5	R	04/2019			
1202	SONORA	05/09/1928	Active	28	0	4	-12.50%	30	20	0	Y		N				
1205	STERLING CITY	03/28/1929	Active(1)	10	0	0	0.00%	10		11	Y	5		10/2014			
1206	SWEETWATER	09/16/1929	Active	60	2	1	1.69%	58	6	0	N	None		11/2025			
1210	WINTERS	05/23/1924	Active	10	1	1	0.00%	11	4	4	Y	3		05/2024	90+ Days		

Clubs Cancelled Previous Fiscal Year – Clubs Cancelled within last 12 months may be reinstated

Club Number	Club Name	Charter Date	Current Status*	Cancellation Date
1148	BANGS	12/04/1944	Cancelled(8*)	12/30/2024
104952	CONCHO COUNTY	03/10/2009	Cancelled(8*)	06/29/2025
39022	LAKE BROWNWOOD L C	11/17/1980	Cancelled(6*)	11/30/2024
125959	Roscoe	10/13/2015	Cancelled(6*)	11/30/2024
1194	SAN ANGELO NORTH BY NORTHWEST	06/30/1972	Cancelled(6*)	12/30/2024

Current Total Clubs Count	YTD New Clubs Count	YTD Cancelled Clubs Count	YTD Net Club Gain	Current Total Members Count	YTD Add	YTD Drop	YTD Net Growth	YTD Net Growth %	Member Count 12 Months Ago	Average Member Count Per Club	% of Clubs with less than 20 members	% No Officer Report in 12 Months	% of Clubs with balance 90+ days	Number of Clubs in Status Quo	% Status Quo Clubs in Financial Suspension	Number of Cancelled Clubs	Average Cancelled Club Age	Members Lost Due to Cancellation	% of Clubs Cancelled for Non-Financial Reasons
33	0	0	0	864	46	34	12	1.41%	904	26	52%	3%	21%	1	100%	0	0	0	0%

* - P - Priority Club. Cancellation Reasons: 1-Objectives/conduct, 2-Non-active club, 5-Non-existing club, 6-Disbanding, 7-Merger, 8-Financial Suspension, 9-District/Multiple District Dues.

** Red denotes below 15 active members.

*** Red denotes 20% + loss.

**** Y - all 3 (President, Secretary, Treasurer) club officers reported, N - not all 3 reported.

***** Abbreviation: N-New, IP-Immediate Past, R-Repeat.




Club Health Assessment for District 2 A2 through November 2025

			Status	Membership						Reports				Finance		LCIF
Club Number	Club Name	Charter Date	Times in Status Quo in Past 2 Years	Current Member Count **	YTD Members Added	YTD Members Dropped	YTD Net Growth% ***	Member Count 1 Year Ago	Dropped Members Avg.Length of Service	Months Since Membership Update	Current Officers Reported ****	Current President Repeated Term	VP Reported *****	Last Date Reported Service (mm/yyyy)	Account Balance	YTD Donations
Clubs less than two years old																
157446	Del Rio Amistad	04/04/2024	Active	22	1	1	0.00%	27	1	3	Y	2	N	09/2024		
171394	Del Rio Lady Educators	05/21/2024	Active	34	0	5	-12.82%	49	1	0	Y	3	R	09/2025		\$50.00
179000	San Antonio Autism	10/04/2024	Active	29	3	1	7.41%	22	1	0	Y	2	R	06/2025		
Clubs more than two years old																
134554	Bandera	05/10/2018	Active	16	1	1	0.00%	18	7	0	Y	2	R	11/2025		
41774	BEXAR CNTY CHINA GROVE AREA	08/11/1982	Active	27	0	0	0.00%	27		1	Y	8	R	08/2025		
124884	Boerne	05/21/2015	Active	8	1	0	14.29%	7		0	Y	10	R	11/2025	90+ Days	
1215	BRUNI	03/24/1950	Status Quo(1)	19	0	0	0.00%	19		15	Y	4		04/2023	90+ Days	
1216	CARRIZO SPRINGS	03/07/1940	Active	6	1	2	-14.29%	7	32	2	Y	10	R	11/2014	90+ Days	
120433	Castroville	09/27/2013	Active	1	0	0	0.00%	1		24	N	4				
1218	CENTER POINT	04/14/1949	Active	18	0	0	0.00%	20		4	Y	2	N	05/2023		
1219	COMFORT	10/06/1949	Active	13	0	2	-13.33%	15	59	4	Y	2	N	04/2023		
Exc Award (06/30/2018)																
1223	CONVERSE	03/11/1949	Active	24	1	0	4.35%	21		3	Y			12/2024	90+ Days	
1222	CRYSTAL CITY	03/05/1951	Status Quo(1)	12	0	0	0.00%	12		15	Y	11	R	11/2025	90+ Days	
1224	DEL RIO HOST	03/05/1928	Active	57	0	1	-1.72%	58	6	0	Y		N	09/2025		
Exc Award (06/30/2017)																
1225	DEL RIO SAN FELIPE	04/22/1949	Active	84	0	1	-1.18%	82	2	3	Y		N	11/2025		\$1,244.00
Exc Award (06/30/2023, 06/30/2024)																
1226	DEVINE	04/24/1952	Active	45	4	0	9.76%	40		0	Y	23	R	11/2025	90+ Days	
1227	DHANIS	11/23/1948	Active	38	0	0	0.00%	29		5	N		N			
50526	EAGLE PASS BORDER	05/10/1990	Active	27	1	0	3.85%	27		4	Y		N	10/2025		
Exc Award (06/30/2023)																
1230	EAGLE PASS EVENING	10/21/1969	Active	51	1	4	-5.56%	54	10	2	Y		N	11/2025		
Exc Award (06/30/2023)																
1232	FLORESVILLE	10/19/1944	Active	35	1	2	-2.78%	49	31	1	Y		N	09/2025		
Exc Award (06/30/2019, 06/30/2024, 07/30/2016)																



Club Health Assessment for District 2 A2 through November 2025

			Status	Membership						Reports				Finance	LCIF	
Club Number	Club Name	Charter Date	Times in Status Quo in Past 2 Years	Current Member Count **	YTD Members Added	YTD Members Dropped	YTD Net Growth% ***	Member Count 1 Year Ago	Dropped Members Avg.Length of Service	Months Since Membership Update	Current Officers Reported ****	Current President Repeated Term	VP Reported *****	Last Date Reported Service (mm/yyyy)	Account Balance	YTD Donations
1233	FREDERICKSBURG	07/08/1929	Active	16	0	0	0.00%	16		19	Y	2	R	10/2025		\$31.00
1234	GEORGE WEST	06/28/1948	Active	16	0	0	0.00%	16		4	Y			11/2017		
1236	HELOTES	07/28/1950	Active	32	4	1	10.34%	31	1	0	Y		N	10/2025		
Exc Award (06/30/2022)																
1237	HONDO	03/06/1940	Active	22	0	1	-4.35%	28	6	4	Y	2	N	11/2018		
1241	KERRVILLE HEART O'THE HILLS	04/24/1967	Active	3	0	0	0.00%	3		16	Y			11/2024		
1240	KERRVILLE HOST	09/24/1946	Active	67	13	3	17.54%	47	9	0	Y		N	10/2025		
Exc Award (06/30/2022, 06/30/2023, 06/30/2024)																
45052	KERRVILLE SUNRISE	06/28/1985	Active	8	0	0	0.00%	8		2	Y	6	R	08/2025		
1247	LA VERNIA	04/13/1971	Active	42	1	1	0.00%	41	11	0	Y	4	R	09/2025		
Exc Award (06/30/2023, 06/30/2024)															90+ Days	\$100.00
1245	LAREDO NOON HOST	03/03/1922	Status Quo(2)	2	0	0	0.00%	0		9	Y			01/2019		
1248	LEAKEY	03/11/1948	Active	35	2	0	6.06%	34		1	Y	2	N	10/2025		
32878	PEARSALL	10/29/1976	Active	6	0	0	0.00%	6		18	N	9		05/2021		
1251	PLEASANTON	05/19/1948	Active	17	0	0	0.00%	17		2	Y	2	N	02/2019		
1252	POTEET	01/15/1970	Active	132	7	15	-5.71%	131	5	0	Y		R	02/2022		
50070	SABINAL	12/30/1989	Active(1)	10	0	0	0.00%	10		5	Y	4		03/2019		
39336	SAN ANTONIO ALAMO CITY	01/31/1981	Active	12	0	0	0.00%	11		8	Y	14		04/2019		
1258	SAN ANTONIO ALAMO HEIGHTS	10/25/1940	Active	14	0	0	0.00%	14		8	Y	5	N	10/2020		
Exc Award (06/30/2019, 06/30/2021)																
55869	SAN ANTONIO ALAMO POSTAL	06/22/1994	Active(1)	4	0	0	0.00%	5		11	Y	11			90+ Days	\$50.00
103855	SAN ANTONIO ALAMO RANCH	10/23/2008	Active	20	0	0	0.00%	29		2	Y		R	10/2025		
106212	SAN ANTONIO AREA FAMILY	08/06/2009	Active	20	0	0	0.00%	19		2	Y		N	10/2025		
Exc Award (06/30/2018)																
123307	San Antonio Bexar Necessities	10/08/2014	Active	17	0	0	0.00%	14		3	Y			10/2025		
Exc Award (06/30/2023, 06/30/2024)																
1257	SAN ANTONIO CENTRAL PARK	05/23/1969	Active	20	0	1	-4.76%	20	4	0	Y		N	06/2025	\$1,000.00	
34603	SAN ANTONIO EDGEWOOD	11/07/1977	Active	87	1	0	1.16%	81		1	Y		N	10/2025		



Club Health Assessment for District 2 A2 through November 2025

			Status	Membership					Reports				Finance	LCIF		
Club Number	Club Name	Charter Date	Times in Status Quo in Past 2 Years	Current Member Count **	YTD Members Added	YTD Members Dropped	YTD Net Growth% ***	Member Count 1 Year Ago	Dropped Members Avg.Length of Service	Months Since Membership Update	Current Officers Reported ****	Current President Repeated Term	VP Reported *****	Last Date Reported Service (mm/yyyy)	Account Balance	YTD Donations
Exc Award (06/30/2017, 06/30/2019, 06/30/2023, 06/30/2024, 06/30/2025)			Active	7	2	0	40.00%	5		1	Y	7		10/2025		\$20.00
106251	SAN ANTONIO FIRST LADIES	08/12/2009														
Exc Award (06/30/2017)			Active	44	3	1	4.76%	47	2	1	Y		N	10/2025		
1256	SAN ANTONIO FOUNDER	01/17/1919														
Exc Award (06/30/2019)			Active	5	0	0	0.00%	10		5	Y	6		10/2019		
125103	San Antonio Guide Dogs of Texas	06/18/2015														
			P- Active	0	0	0	0.00%	0		53	N	None				
1263	SAN ANTONIO HARLANDALE	03/23/1942														
			Active	9	5	2	50.00%	7	3	2	Y			09/2021		
1266	SAN ANTONIO HIGHLAND HILLS	10/16/1956														
Exc Award (06/30/2022)			P- Active	0	0	0	0.00%	8		5	N	None		04/2023		
111410	SAN ANTONIO LIGHTHOUSE	06/20/2011														
			Active	24	0	0	0.00%	26		5	Y		IP	09/2025		
38415	SAN ANTONIO NORTH S A HILLS	05/13/1980														
			Active	51	2	0	4.08%	31		3	Y		N	08/2025		\$100.00
1268	SAN ANTONIO NORTHSIDE	11/05/1956														
			Active	12	0	0	0.00%	13		5	Y	2	R	12/2021		
1269	SAN ANTONIO NORTHWEST	03/22/1951														
Exc Award (06/30/2018, 06/30/2024)			Active	15	0	0	0.00%	15		1	Y	6	R	08/2024		
82366	SAN ANTONIO REGION 20	05/18/2004														
Exc Award (06/30/2024)			Active	7	0	0	0.00%	5		6	N	None		11/2023		
116846	SAN ANTONIO UNIVERSITY OF INCARNATE WORD	05/14/2012														
			Active	17	0	0	0.00%	17		4	Y		N	11/2025		
1273	SAN ANTONIO WEST SIDE	07/17/1951														
Exc Award (06/30/2017)			Active	33	5	0	17.86%	29		0	Y		N	10/2025		
31779	SAN ANTONIO WINDCREST	03/02/1976														
Exc Award (06/30/2018, 06/30/2023)			Status Quo(2)	11	0	0	0.00%	11		10	N	None		03/2024	90+ Days	
155721	San Antonio Yellow Rose	09/20/2023														
			Active(1)	1	0	0	0.00%	3		6	N	None		10/2022		
119413	STOCKDALE	05/21/2013														
			Active	20	0	0	0.00%	20		15	Y	4				
1276	TILDEN	07/13/1948														
			Active(1)	7	4	0	133.33%	2		0	Y	7		11/2023		
1278	UTOPIA	03/19/1948														
			Active	25	1	0	4.17%	24		2	Y		N	10/2024		
1279	UVALDE	06/30/1928														



Club Health Assessment for District 2 A2 through November 2025

						Status		Membership					Reports				Finance		LCIF
						Times in Status Quo in Past 2 Years		Current Member Count **	YTD Members Added	YTD Members Dropped	YTD Net Growth***	Member Count 1 Year Ago	Dropped Members Avg.Length of Service	Months Since Membership Update	Current Officers Reported ****	Current President Repeated Term	VP Reported *****	Last Date Reported Service (mm/yyyy)	Account Balance
Club Number	Club Name		Charter Date																
Current Total Clubs Count	YTD New Clubs Count	YTD Cancelled Clubs Count	YTD Net Club Gain	Current Total Members Count	YTD Add	YTD Drop	YTD Net Growth	Member Count 12 Months Ago	Average Member Count Per Club	% of Clubs with less than 20 members	% No Officer Report in 12 Months	% of Clubs with balance 90+ days	Number of Clubs in Status Quo	% Status Quo Clubs in Financial Suspension	Number of Cancelled Clubs	Average Cancelled Club Age	Members Lost Due to Cancellation	% of Clubs Cancelled for Non-Financial Reasons	
60	0	0	0	1,456	65	45	20	1.39%	1,438	24	53%	2%	15%	4	100%	0	0	0	0%

* - P - Priority Club. Cancellation Reasons: 1-Objectives/conduct, 2-Non-active club, 5-Non-existing club, 6-Disbanding, 7-Merger, 8-Financial Suspension, 9-District/Multiple District Dues.

** Red denotes below 15 active members.

*** Red denotes 20% + loss.

**** Y - all 3 (President, Secretary, Treasurer) club officers reported, N - not all 3 reported.

***** Abbreviation: N-New, IP-Immediate Past, R-Repeat.



Club Health Assessment for District 2 A3 through November 2025

			Status	Membership						Reports				Finance	LCIF	
Club Number	Club Name	Charter Date	Times in Status Quo in Past 2 Years	Current Member Count **	YTD Members Added	YTD Members Dropped	YTD Net Growth% ***	Member Count 1 Year Ago	Dropped Members Avg.Length of Service	Months Since Membership Update	Current Officers Reported ****	Current President Repeated Term	VP Reported *****	Last Date Reported Service (mm/yyyy)	Account Balance	YTD Donations
Clubs less than two years old																
182225	Delta Area	05/15/2025	Active(1)	8	0	17	-68.00%	0	0	3	Y	2	N	11/2025		
180254	PSJA	01/06/2025	Active	33	2	0	6.45%	0		1	Y	2	N	11/2025		\$50.00
Clubs more than two years old																
124744	Alamo	04/24/2015	Active(1)	25	0	0	0.00%	22		5	Y		N	11/2025		\$110.00
Exc Award (06/30/2020)																
82734	ALTON	06/23/2004	Active(1)	13	2	1	8.33%	12	21	2	Y	13	R	05/2017		
140729	Aransas County Womens	01/14/2020	Active	25	2	10	-24.24%	30	4	0	N	2	N	11/2025	90+ Days	\$250.00
Exc Award (06/30/2021, 06/30/2022)																
1284	ARANSAS PASS	11/19/1928	Active	13	0	0	0.00%	15		4	Y	2	R	11/2025		\$50.00
Exc Award (06/30/2020)																
56242	BROWNSVILLE BORDER	11/16/1994	Active(1)	29	0	0	0.00%	30		3	N	None		10/2025		
1287	BROWNSVILLE DOWNTOWN	07/29/1927	Active	31	0	0	0.00%	29		1	Y		N	11/2025		\$155.00
1288	BROWNSVILLE NITE LIONS	09/17/1970	Active	26	1	0	4.00%	26		1	Y		N	11/2025		\$750.00
Exc Award (06/30/2018, 06/30/2019, 06/30/2020, 06/30/2024)																
1289	BROWNSVILLE WEST BROWNSVILLE	11/11/1948	Active	40	8	3	14.29%	36	7	0	Y		N	11/2025	90+ Days	\$350.00
Exc Award (06/30/2018, 06/30/2019, 06/30/2020, 06/30/2022, 06/30/2023, 06/30/2024)																
1292	CORPUS CHRISTI DOWNTOWN	12/18/1923	Active	14	3	5	-12.50%	16	3	0	Y			11/2025		\$100.00
120592	Corpus Christi Women	10/31/2013	Active	11	0	0	0.00%	11		7	Y			12/2024		\$110.00
Exc Award (06/30/2022)																
1297	DONNA	02/15/1938	Active	42	3	1	5.00%	38	1	2	Y		N	11/2025	90+ Days	\$1,900.00
Exc Award (06/30/2021, 06/30/2023)																
1298	EDINBURG	11/07/1938	Active	33	0	0	0.00%	38		2	Y		N	11/2025		
Exc Award (06/30/2016, 06/30/2020, 06/30/2023)																
59169	EDINBURG EARLY RISERS	02/26/1997	Status Quo(1)	16	3	1	14.29%	14	3	2	Y	2	N	10/2025	90+ Days	
1304	HARLINGEN	08/09/1927	Active	18	0	0	0.00%	20		3	Y		IP	10/2025		\$180.00
Exc Award (06/30/2020, 06/30/2021)																



Club Health Assessment for District 2 A3 through November 2025

			Status	Membership					Reports					Finance	LCIF	
Club Number	Club Name	Charter Date	Times in Status Quo in Past 2 Years	Current Member Count **	YTD Members Added	YTD Members Dropped	YTD Net Growth% ***	Member Count 1 Year Ago	Dropped Members Avg.Length of Service	Months Since Membership Update	Current Officers Reported ****	Current President Repeated Term	VP Reported *****	Last Date Reported Service (mm/yyyy)	Account Balance	YTD Donations
51076	HARLINGEN AMIGAS	11/27/1990	Active	18	4	0	28.57%	17		2	Y	5	R	11/2025		
	Exc Award (06/30/2017, 06/30/2019, 06/30/2024)															
1305	HARLINGEN DAWN BREAKERS	04/10/1973	Active	17	0	0	0.00%	15		5	Y	2	R	11/2025		\$80.00
	Exc Award (06/30/2019)															
53198	HIDALGO	06/04/1992	Active	16	0	0	0.00%	17		8	N	None		11/2022		\$160.00
	Exc Award (06/30/2021, 06/30/2023)															
146825	Ingleside North Bay	06/18/2021	Active	13	4	0	44.44%	4		1	Y			11/2025		\$100.00
1309	INTERNATIONAL	04/09/1962	Active	27	4	0	17.39%	25		1	Y	4	R	11/2025		
	Exc Award (06/30/2019, 06/30/2020)															
1310	KINGSVILLE	06/25/1929	Active	42	2	0	5.00%	39		3	Y		N	11/2025		\$1,400.00
	Exc Award (06/30/2016, 06/30/2023, 06/30/2024)															
41818	LA FERIA	09/28/1982	Active(2)	10	0	0	0.00%	10		17	N	None		08/2019		
57581	LA JOYA	12/05/1995	Active(2)	21	0	0	0.00%	26		2	Y	2	N	09/2025		
	Exc Award (06/30/2019, 06/30/2020, 06/30/2021)															
1313	LOS FRESNOS	12/02/1947	Active	11	0	0	0.00%	11		5	Y		N	10/2025		
	Exc Award (06/30/2023)															
1315	MC ALLEN	10/25/1923	Status Quo(1)	24	0	0	0.00%	24		29	N	None		06/2018	90+ Days	
1316	MC ALLEN EVENING	10/30/1973	Active	13	1	1	0.00%	12	3	1	Y		N	10/2025		
1317	MC ALLEN PALM CITY	02/28/1969	Active	23	2	0	9.52%	21		4	Y		N	06/2025		\$200.00
	Exc Award (06/30/2023, 06/30/2024)															
1318	MERCEDES	03/31/1949	Active	29	5	1	16.00%	25	8	0	Y		N	11/2025		\$365.00
	Exc Award (06/30/2019, 06/30/2021)															
1319	MISSION	04/28/1926	Active	50	2	0	4.17%	59		1	Y		N	11/2025		\$550.00
125248	Mission Sunset	06/24/2015	Active	9	0	0	0.00%	9		14	Y	2	R	11/2025		
128063	Odem Area	06/23/2016	Active	18	2	0	12.50%	16		2	Y	9	R	11/2025		\$500.00
	Exc Award (06/30/2019, 06/30/2020, 06/30/2021, 06/30/2023, 06/30/2024, 06/30/2025)															
133549	Pharr Centennial	01/04/2018	Active(2)	18	0	0	0.00%	15		5	Y	3	N	12/2024		
	Exc Award (06/30/2021, 06/30/2022, 06/30/2023)															



Club Health Assessment for District 2 A3 through November 2025


			Status	Membership						Reports				Finance	LCIF	
Club Number	Club Name	Charter Date	Times in Status Quo in Past 2 Years	Current Member Count **	YTD Members Added	YTD Members Dropped	YTD Net Growth% ***	Member Count 1 Year Ago	Dropped Members Avg.Length of Service	Months Since Membership Update	Current Officers Reported ****	Current President Repeated Term	VP Reported *****	Last Date Reported Service (mm/yyyy)	Account Balance	YTD Donations
1326	PORTLAND	02/15/1965	Active	11	1	0	10.00%	14		0	Y		IP	09/2025		
	Exc Award (06/30/2020)															
53033	PORTLAND NORTH BAY	05/04/1992	Active	29	3	1	7.41%	34	16	0	Y		N	11/2025		\$270.00
	Exc Award (06/30/2017, 06/30/2018, 06/30/2019, 06/30/2021, 06/30/2023, 06/30/2024)															
1327	PREMONT	04/10/1947	Active	10	0	0	0.00%	11		11	Y	6	R	03/2024		
1328	RAYMONDVILLE	10/07/1944	Active	17	0	0	0.00%	17		10	Y	2		10/2019		
1329	RIO GRANDE CITY	12/03/1953	Active	28	0	1	-3.45%	24	22	1	Y	2	N	10/2025		
1332	ROCKPORT	03/02/1950	Active	28	2	0	7.69%	30		3	Y		N	11/2025		
	Exc Award (06/30/2021)															
106809	ROMA	11/04/2009	Active(1)	10	0	0	0.00%	10		29	N	None		12/2017		
1334	SAN BENITO	08/23/1927	Active	26	0	5	-16.13%	29	3	3	Y	7	R	11/2025	90+ Days	\$140.00
	Exc Award (06/30/2022, 06/30/2023, 06/30/2024)															
126965	San Juan Community	03/08/2016	Active	22	1	0	4.76%	43		2	Y		N	09/2025		
	Exc Award (06/30/2023, 06/30/2024)															
1340	SINTON	12/20/1960	Active(1)	4	0	1	-20.00%	6	55	0	N	None	N	11/2020		
55781	SINTON NITE	06/01/1994	Active	9	0	0	0.00%	11		0	Y	2	R	11/2025		\$90.00
	Exc Award (06/30/2019, 06/30/2021, 06/30/2023)															
1343	WESLACO	11/25/1927	Active	65	0	2	-2.99%	72	29	3	Y		R	11/2025		\$670.00
	Exc Award (06/30/2023, 06/30/2024, 06/30/2025)															
1344	WESLACO MID-VALLEY	11/19/1970	Active	37	2	0	5.71%	46		1	Y		N	11/2025		
1345	ZAPATA	05/04/1954	Active	41	0	0	0.00%	41		5	Y	2	N	10/2025	90+ Days	
	Exc Award (06/30/2017, 06/30/2019, 06/30/2020)															

Clubs Cancelled Previous Fiscal Year – Clubs Cancelled within last 12 months may be reinstated

Club Number	Club Name	Charter Date	Current Status*	Cancellation Date
1282	ALICE	01/28/1924	Cancelled(8*)	06/29/2025
51020	CORPUS CHRISTI INDUSTRIAL NOON	10/24/1990	Cancelled(8*)	06/29/2025



Club Health Assessment for District 2 A3 through November 2025

<div>Club NumberClub NameCharter Date</div>						Status		Membership					Reports				Finance		LCIF
						Times in Status Quo in Past 2 Years	Current Member Count **	YTD Members Added	YTD Members Dropped	YTD Net Growth***	Member Count 1 Year Ago	Dropped Members Avg.Length of Service	Months Since Membership Update	Current Officers Reported ****	Current President Repeated Term	VP Reported *****	Last Date Reported Service (mm/yyyy)	Account Balance	YTD Donations
Current Total Clubs Count	YTD New Clubs Count	YTD Cancelled Clubs Count	YTD Net Club Gain	Current Total Members Count	YTD Add	YTD Drop	YTD Net Growth	Member Count 12 Months Ago	Average Member Count Per Club	% of Clubs with less than 20 members	% No Officer Report in 12 Months	% of Clubs with balance 90+ days	Number of Clubs in Status Quo	% Status Quo Clubs in Financial Suspension	Number of Cancelled Clubs	Average Cancelled Club Age	Members Lost Due to Cancellation	% of Clubs Cancelled for Non-Financial Reasons	
47	0	0	0	1,073	59	50	9	0.85%	1,070	23	49%	6%	15%	2	100%	0	0	0	0%

* - P - Priority Club. Cancellation Reasons: 1-Objectives/conduct, 2-Non-active club, 5-Non-existing club, 6-Disbanding, 7-Merger, 8-Financial Suspension, 9-District/Multiple District Dues.

** Red denotes below 15 active members.

*** Red denotes 20% + loss.

**** Y - all 3 (President, Secretary, Treasurer) club officers reported, N - not all 3 reported.

***** Abbreviation: N-New, IP-Immediate Past, R-Repeat.



Club Health Assessment for District 2 S1 through November 2025

			Status	Membership						Reports				Finance		LCIF
Club Number	Club Name	Charter Date	Times in Status Quo in Past 2 Years	Current Member Count **	YTD Members Added	YTD Members Dropped	YTD Net Growth% ***	Member Count 1 Year Ago	Dropped Members Avg.Length of Service	Months Since Membership Update	Current Officers Reported ****	Current President Repeated Term	VP Reported *****	Last Date Reported Service (mm/yyyy)	Account Balance	YTD Donations
Clubs more than two years old																
1346	ALTO	04/26/1935	Active(1)	13	2	0	18.18%	16		4	Y	2	R	04/2017	90+ Days	
1349	BEAUMONT BREAKFAST	03/09/1967	Active	4	0	1	-20.00%	5	47	4	Y	9	R	09/2025		
Exc Award (06/30/2017, 06/30/2018, 06/30/2023)																
1348	BEAUMONT FOUNDERS	09/06/1916	Active	16	0	0	0.00%	18		7	N	2	R	09/2022		
Exc Award (06/30/2021, 06/30/2022)																
1355	BECKVILLE	04/17/1956	Status Quo(1)	8	0	0	0.00%	8		4	N	None		04/2019	90+ Days	
140905	Broaddus on Sam Rayburn	02/10/2020	Active	11	0	0	0.00%	11		7	Y	2	R	11/2025		
1357	BUNA	06/24/1949	Active	14	0	0	0.00%	14		20	Y	4	R	03/2024		
97260	BURKEVILLE TOLEDO BEND	06/05/2006	Active	23	0	0	0.00%	23		2	Y	7	N	03/2020		
1358	CARTHAGE	06/13/1935	Active	61	1	1	0.00%	60	1	1	Y		N	12/2023		\$100.00
Exc Award (06/30/2023)																
1360	CENTER NOON	04/13/1947	Active	47	0	6	-11.32%	54	15	1	Y		N	09/2019		
1363	CHESTER	07/05/1949	Active	28	0	0	0.00%	27		6	Y		N	07/2025		
1364	CORRIGAN	10/14/1937	Active	13	0	0	0.00%	13		14	Y	5	R	06/2024		
1365	CUSHING	10/28/1940	Active(1)	28	9	2	33.33%	21	2	1	Y		N		90+ Days	
1368	DICK DOWLING	11/28/1939	Active	13	2	8	-31.58%	19	9	2	Y	6	N	04/2019		
1371	GARRISON	03/23/1945	Active	10	0	1	-9.09%	13	62	4	Y	5		11/2025		
Exc Award (06/30/2018)																
1445	GROVETON	01/28/1947	Active	22	0	0	0.00%	24		7	Y		N	03/2025		
1374	HEMPHILL	04/26/1950	Active	43	6	0	16.22%	40		0	Y		R	03/2024	90+ Days	
1379	JACKSONVILLE	08/27/1939	Active(1)	28	3	1	7.69%	29	12	2	Y		N	12/2022	90+ Days	
1381	JASPER	05/19/1938	Active	34	0	2	-5.56%	38	4	0	Y		N	05/2025		\$1,800.00
1382	JASPER EVENING	04/09/1970	Active	6	0	2	-25.00%	11	7	4	Y	2	R	04/2023	90+ Days	
1383	KIRBYVILLE	12/10/1935	Active	4	0	0	0.00%	5		6	Y		N	05/2020		
1385	LITTLE CYPRESS	05/12/1952	Active	30	0	1	-3.23%	32	10	4	Y	2	N	03/2024		
Exc Award (06/30/2017)																
1386	LIVINGSTON	04/04/1941	Active	102	7	2	5.15%	102	0	1	Y		N	04/2025		\$200.00
Exc Award (06/30/2022, 06/30/2023)																




Club Health Assessment for District 2 S1 through November 2025

			Status	Membership						Reports				Finance	LCIF	
Club Number	Club Name	Charter Date	Times in Status Quo in Past 2 Years	Current Member Count **	YTD Members Added	YTD Members Dropped	YTD Net Growth% ***	Member Count 1 Year Ago	Dropped Members Avg.Length of Service	Months Since Membership Update	Current Officers Reported ****	Current President Repeated Term	VP Reported *****	Last Date Reported Service (mm/yyyy)	Account Balance	YTD Donations
1388	LUFKIN EVENING	09/19/1956	Active	8	0	0	0.00%	8		1	Y			06/2025		
	Exc Award (06/30/2022)															
1389	LUFKIN HOST	10/04/1920	Active	308	7	7	0.00%	299	11	1	Y		N		90+ Days	
1390	LUMBERTON	05/05/1966	Active	18	0	0	0.00%	18		6	Y	8	R	11/2018	90+ Days	
36035	NACOGDOCHES BREAKFAST	09/21/1978	Active	16	1	0	6.67%	16		4	Y	3	R	08/2025		\$48.00
	Exc Award (06/30/2020)															
52181	NEDERLAND PROFESSIONAL	11/20/1991	Active	19	0	0	0.00%	23		4	Y		N	05/2025		
57139	NEW SUMMERFIELD	06/28/1995	Status Quo(1)	9	0	0	0.00%	10		6	Y	10	R	10/2025	90+ Days	
	Exc Award (06/30/2023)															
1398	NEWTON	10/11/1935	Active	26	2	3	-3.70%	30	6	1	Y	2	N	04/2016	90+ Days	\$1,000.00
50898	ONALASKA GREATER	08/24/1990	Active	37	4	1	8.82%	39	9	0	Y	2	N	09/2025	90+ Days	
	Exc Award (06/30/2021, 06/30/2022, 06/30/2023, 06/30/2024)															
1399	ORANGE	05/12/1937	Active	88	2	1	1.15%	85	35	1	Y		N	09/2025		
	Exc Award (06/30/2016, 06/30/2017, 06/30/2020, 06/30/2023)															
33163	ORANGE NOON	12/23/1976	Active(1)	6	0	0	0.00%	6		4	Y		N	09/2015		
112058	PANOLA COUNTY	08/17/2011	Active	7	0	0	0.00%	8		7	Y		R	09/2024		
	Exc Award (06/30/2023)															
1402	PORT ARTHUR FOUNDERS	04/23/1917	Active	13	0	0	0.00%	13		5	Y		N	02/2023		
	Exc Award (06/30/2017, 06/30/2018)															
1407	PORT NECHES	03/26/1929	Active	9	0	0	0.00%	10		5	Y		N	04/2025		
	Exc Award (06/30/2018)															
1408	RUSK	08/29/1940	Active	14	0	0	0.00%	23		6	Y	4	R	12/2023	90+ Days	
	Exc Award (06/30/2020, 06/30/2022, 06/30/2023)															
1410	SAN AUGUSTINE	10/08/1937	Active	45	0	1	-2.17%	48	1	3	N	None	N	04/2019		
	Exc Award (06/30/2020)															
117213	SHELBYVILLE	06/20/2012	Active	21	2	2	0.00%	20	2	0	Y	2	R	10/2025	90+ Days	\$63.00
	Exc Award (06/30/2023)															
1412	SOUR LAKE	03/22/1929	Active	32	0	5	-13.51%	35	1	0	Y		N	09/2025		\$123.00
	Exc Award (06/30/2017, 06/30/2018, 06/30/2023)															



Club Health Assessment for District 2 S1 through November 2025



Club Number	Club Name	Charter Date	Status	Membership						Reports				Finance	LCIF	
			Times in Status Quo in Past 2 Years	Current Member Count **	YTD Members Added	YTD Members Dropped	YTD Net Growth% ***	Member Count 1 Year Ago	Dropped Members Avg.Length of Service	Months Since Membership Update	Current Officers Reported ****	Current President Repeated Term	VP Reported *****	Last Date Reported Service (mm/yyyy)	Account Balance	YTD Donations
1504	TRINITY	06/18/1928	Active	33	7	0	26.92%	25		2	N	None	N	11/2025		
125076	Winnie Stowell	06/10/2015	Active	41	0	0	0.00%	42		10	Y	6	R	06/2025	90+ Days	\$410.00
Exc Award (06/30/2018, 06/30/2020, 06/30/2021, 06/30/2022, 06/30/2023, 06/30/2024)																
1420	WOODVILLE	12/15/1947	Active	47	0	1	-2.08%	50	4	2	Y		N	10/2024		\$153.00
Exc Award (06/30/2020)																

Clubs Cancelled Previous Fiscal Year – Clubs Cancelled within last 12 months may be reinstated

Club Number	Club Name	Charter Date	Current Status*	Cancellation Date
1356	BRIDGE CITY	11/30/1945	Cancelled(6*)	06/29/2025
127354	Diboll Area	06/01/2016	Cancelled(8*)	06/29/2025

Current Total Clubs Count	YTD New Clubs Count	YTD Cancelled Clubs Count	YTD Net Club Gain	Current Total Members Count	YTD Add	YTD Drop	YTD Net Growth	YTD Net Growth %	Member Count 12 Months Ago	Average Member Count Per Club	% of Clubs with less than 20 members	% No Officer Report in 12 Months	% of Clubs with balance 90+ days	Number of Clubs in Status Quo	% Status Quo Clubs in Financial Suspension	Number of Cancelled Clubs	Average Cancelled Club Age	Members Lost Due to Cancellation	% of Clubs Cancelled for Non-Financial Reasons
42	0	0	0	1,355	55	48	7	0.52%	1,391	32	50%	0%	33%	2	100%	0	0	0	0%

* - P - Priority Club. Cancellation Reasons: 1-Objectives/conduct, 2-Non-active club, 5-Non-existing club, 6-Disbanding, 7-Merger, 8-Financial Suspension, 9-District/Multiple District Dues.

** Red denotes below 15 active members.

*** Red denotes 20% + loss.

**** Y - all 3 (President, Secretary, Treasurer) club officers reported, N - not all 3 reported.

***** Abbreviation: N-New, IP-Immediate Past, R-Repeat.



Club Health Assessment for District 2 S2 through November 2025

			Status	Membership						Reports				Finance	LCIF	
Club Number	Club Name	Charter Date	Times in Status Quo in Past 2 Years	Current Member Count **	YTD Members Added	YTD Members Dropped	YTD Net Growth% ***	Member Count 1 Year Ago	Dropped Members Avg.Length of Service	Months Since Membership Update	Current Officers Reported ****	Current President Repeated Term	VP Reported *****	Last Date Reported Service (mm/yyyy)	Account Balance	YTD Donations
Clubs less than two years old																
182272	Crosby Evening	06/30/2025	Active	20	0	1	-4.76%	0	1	0	Y		R			\$50.00
172110	Houston Pakistani American	06/17/2024	Status Quo(2)	24	0	0	0.00%	37		5	N	None			90+ Days	\$50.00
179707	Houston-Cypress Performing	01/08/2025	Active	30	3	1	7.14%	0	0	0	Y	2	R		90+ Days	\$50.00
181529	La Porte	05/19/2025	Active	34	9	1	30.77%	0	0	0	Y	2		06/2025		\$50.00
Clubs more than two years old																
1425	ANAHUAC	11/07/1939	Active	33	1	0	3.13%	34		1	Y		N	06/2025		\$2,048.00
103856	BARBERS HILL	10/23/2008	Active	42	0	0	0.00%	36		7	Y			06/2023	90+ Days	\$50.00
1427	BAYTOWN	09/27/1928	Active	40	2	3	-2.44%	42	42	0	Y		N	09/2025		\$61.50
1432	BROOKSHIRE PATTISON	01/22/1947	Active	22	1	0	4.76%	25		3	Y		IP	10/2025		\$531.50
Exc Award (06/30/2023)																
129319	Cinco Ranch	12/09/2016	Active	11	0	2	-15.38%	16	13	1	Y			11/2025		\$19.50
59540	CLEVELAND	05/19/1997	Active	17	0	0	0.00%	24		5	Y			09/2025		\$50.00
1435	CONROE NOON	02/20/1939	Active	295	14	14	0.00%	304	13	0	Y		N	10/2025		\$1,080.00
44703	CUT AND SHOOT FAMILY	03/08/1985	Active	23	3	3	0.00%	27	3	1	Y			06/2025		\$1,392.50
134792	Cypress Centennial Scouting	05/23/2018	Active	14	0	0	0.00%	11		8	Y	5	R	06/2025		\$21.00
48351	DAYTON NOON	03/30/1988	Active	50	1	2	-1.96%	50	21	1	Y	2	R	11/2025		\$200.00
Exc Award (06/30/2022, 06/30/2023)																
1447	HEMPSTEAD	05/08/1945	Active	17	0	2	-10.53%	20	22	2	N	3	R	05/2025		\$28.50
1449	HOUSTON ALDINE AND SPRING AREA	09/09/1954	Active	7	0	0	0.00%	8		11	Y	2		02/2025		\$50.00
1440	HOUSTON CY-FAIR	01/22/1957	Active	27	0	0	0.00%	26		5	Y		N	10/2025		\$40.50
Exc Award (06/30/2022, 06/30/2025)																
48338	HOUSTON FIL AM	03/28/1988	Active(2)	25	1	0	4.17%	24		1	Y		N	09/2021		
1450	HOUSTON FOUNDER	04/02/1917	Active	7	0	0	0.00%	7		12	N	None		12/2018		\$50.00
147839	Houston Headquarters National Veterans & Advocates	08/26/2021	Active(1)	14	0	0	0.00%	14		0	N	None		03/2024		
1455	HOUSTON HEIGHTS	12/08/1944	Active	3	0	0	0.00%	5		6	Y	8		07/2025	90+ Days	\$2,704.50
152792	Houston Indus	10/17/2022	Active	52	7	0	15.56%	42		1	Y		N	11/2025		\$50.00



Club Health Assessment for District 2 S2 through November 2025

			Status	Membership						Reports				Finance	LCIF	
Club Number	Club Name	Charter Date	Times in Status Quo in Past 2 Years	Current Member Count **	YTD Members Added	YTD Members Dropped	YTD Net Growth% ***	Member Count 1 Year Ago	Dropped Members Avg.Length of Service	Months Since Membership Update	Current Officers Reported ****	Current President Repeated Term	VP Reported *****	Last Date Reported Service (mm/yyyy)	Account Balance	YTD Donations
122563	Houston Lady	06/20/2014	Active	25	4	28	-48.98%	39	3	1	Y		N	11/2025		\$223.50
Exc Award (06/30/2024, 06/30/2025)																
133311	Houston Metroplex Veterans	12/28/2017	Status Quo(3)	4	0	0	0.00%	4		13	N	None		04/2018	90+ Days	
88745	HOUSTON NORTHWEST	06/27/2005	Active	7	0	0	0.00%	6		9	N	None		03/2019		\$10.50
104166	HOUSTON ROYAL OAKS	12/16/2008	Active	109	0	0	0.00%	100		7	Y	2	N	07/2025		
Exc Award (06/30/2021, 06/30/2024)																
1473	HOUSTON SOUTHWEST	09/12/1955	Active	6	0	0	0.00%	6		15	Y	2	R			\$9.00
54911	HOUSTON SPORTS	10/04/1993	Active	26	0	0	0.00%	23		6	Y		IP	11/2023		\$39.00
1474	HOUSTON SPRING BRANCH	11/10/1949	Status Quo(2)	5	0	0	0.00%	5		16	N	None		07/2022	90+ Days	
140678	Houston Unity	01/16/2020	Status Quo(4)	23	0	0	0.00%	53		5	N	None		05/2025	90+ Days	
Exc Award (06/30/2021, 06/30/2022)																
1480	HOUSTON WESTBURY	04/13/1966	Active	6	0	0	0.00%	6		14	N	None		05/2018		
1483	HUFFMAN	05/11/1971	Active	42	0	0	0.00%	40		2	Y	7	N	09/2025		\$63.00
1485	HUMBLE	08/24/1945	Status Quo(3)	10	0	0	0.00%	12		0	N	None		04/2016	90+ Days	
42369	HUMBLE NOON	03/04/1983	Active	23	0	0	0.00%	26		1	Y	2	N	11/2025		\$55,584.50
Exc Award (06/30/2022, 06/30/2023, 06/30/2024)																
1487	HUNTSVILLE	05/05/1950	Active	39	3	9	-13.33%	40	3	0	Y		N	10/2025		\$67.50
1489	Katy Community	12/26/1972	Active	8	1	0	14.29%	10		3	Y	2	N	11/2025		
119625	Kingwood	06/12/2013	Active(1)	1	0	1	-50.00%	2	4	4	N	None		12/2021		
65364	KLEIN	05/15/2002	Active	17	0	0	0.00%	21		2	Y		N	11/2025		\$75.50
1492	LIBERTY	11/08/1939	Active	65	4	0	6.56%	60		3	Y		N	10/2025		\$91.50
Exc Award (06/30/2023, 06/30/2024)																
1493	MAGNOLIA	04/16/1956	Active	33	4	6	-5.71%	30	2	3	Y	2	N	11/2025		
Exc Award (06/30/2025)																
152233	Magnolia Tri-County	08/24/2022	Active	10	0	1	-9.09%	14	8	1	N	None		07/2025		
52966	MONTGOMERY	04/28/1992	Active	24	2	0	9.09%	18		0	Y		N	11/2025		\$33.00
Exc Award (06/30/2017, 06/30/2018, 06/30/2023, 06/30/2025)																
133142	Montgomery Lake Conroe Centennial	11/13/2017	Active	30	5	2	11.11%	29	2	1	Y	4	R	03/2025		\$50.00
129829	Nassau Bay 100 Centennial	01/23/2017	Active	5	0	0	0.00%	5		4	Y	4				\$7.50



Club Health Assessment for District 2 S2 through November 2025

INTERNATIONAL

			Status	Membership					Reports					Finance	LCIF	
Club Number	Club Name	Charter Date	Times in Status Quo in Past 2 Years	Current Member Count **	YTD Members Added	YTD Members Dropped	YTD Net Growth% ***	Member Count 1 Year Ago	Dropped Members Avg.Length of Service	Months Since Membership Update	Current Officers Reported ****	Current President Repeated Term	VP Reported *****	Last Date Reported Service (mm/yyyy)	Account Balance	YTD Donations
1437	PANORAMA L C	11/20/1972	Active	26	1	0	4.00%	21		3	Y	2	R	11/2025		\$37.50
1496	PASADENA	03/04/1941	Active	23	0	0	0.00%	23		13	Y	6		02/2025		\$34.50
115445	PRAIRIE VIEW A & M UNIVERSITY CAMPUS	10/31/2011	P- Active	6	0	0	0.00%	10		5	Y			03/2025		
1501	SOUTH MONTGOMERY COUNTY L C	02/10/1969	Active	11	0	0	0.00%	11		14	Y	15		10/2025		\$16.50
40405	THE WOODLANDS	10/05/1981	Active	16	0	1	-5.88%	17	13	0	Y		N	10/2025		\$1,525.50
41131	TOMBALL	04/05/1982	Active	31	2	0	6.90%	31		3	Y	2	N	11/2025		\$43.50
Exc Award (06/30/2023)																
1506	WALLER	07/14/1952	Active	6	0	0	0.00%	6		17	N	None		06/2022		\$9.00
31159	WILLIS	09/08/1975	Active	8	0	0	0.00%	8		17	Y		IP	11/2021		

Clubs Cancelled Previous Fiscal Year – Clubs Cancelled within last 12 months may be reinstated

Club Number	Club Name	Charter Date	Current Status*	Cancellation Date
1446	HARDIN	03/27/1956	Cancelled(8*)	12/30/2024
1461	HOUSTON MEMORIAL	02/09/1966	Cancelled(6*)	08/29/2024
141731	Houston Montrose	06/28/2020	Cancelled(8*)	12/30/2024
1505	TWIN CITY L C	06/18/1965	Cancelled(8*)	12/30/2024

Current Total Clubs Count	YTD New Clubs Count	YTD Cancelled Clubs Count	YTD Net Club Gain	Current Total Members Count	YTD Add	YTD Drop	YTD Net Growth	YTD Net Growth %	Member Count 12 Months Ago	Average Member Count Per Club	% of Clubs with less than 20 members	% No Officer Report in 12 Months	% of Clubs with balance 90+ days	Number of Clubs in Status Quo	% Status Quo Clubs in Financial Suspension	Number of Cancelled Clubs	Average Cancelled Club Age	Members Lost Due to Cancellation	% of Clubs Cancelled for Non-Financial Reasons
52	0	0	0	1,452	68	77	-9	-0.62%	1,428	28	46%	15%	15%	5	100%	0	0	0	0%

* - P - Priority Club. Cancellation Reasons: 1-Objectives/conduct, 2-Non-active club, 5-Non-existing club, 6-Disbanding, 7-Merger, 8-Financial Suspension, 9-District/Multiple District Dues.

** Red denotes below 15 active members.

*** Red denotes 20% + loss.

**** Y - all 3 (President, Secretary, Treasurer) club officers reported, N - not all 3 reported.

***** Abbreviation: N-New, IP-Immediate Past, R-Repeat.



Club Health Assessment for District 2 S3 through November 2025

			Status	Membership						Reports				Finance	LCIF		
Club Number	Club Name	Charter Date	Times in Status Quo in Past 2 Years	Current Member Count **	YTD Members Added	YTD Members Dropped	YTD Net Growth% ***	Member Count 1 Year Ago	Dropped Members Avg.Length of Service	Months Since Membership Update	Current Officers Reported ****	Current President Repeated Term	VP Reported *****	Last Date Reported Service (mm/yyyy)	Account Balance	YTD Donations	
Clubs less than two years old																	
157787	Thorndale	04/03/2024	Active	15	0	1	-6.25%	27	2	0	Y	2	N	11/2025		\$32.00	
Clubs more than two years old																	
1509	AUSTIN CAPITAL CITY	06/09/1967	Active	28	0	0	0.00%	29		0	Y		N	04/2025		\$150.00	
Exc Award (06/30/2022, 06/30/2023)																	
136148	Austin East Austin Lions Club	07/30/2018	Active	10	0	0	0.00%	10		5	N	None		04/2021			
144996	Austin Everest	02/09/2021	Active	27	2	0	8.00%	42		2	Y		N	07/2025		\$1,094.00	
Exc Award (06/30/2022)																	
1508	AUSTIN FOUNDER	01/18/1916	Active	84	5	4	1.20%	89	37	0	Y		R	07/2025		\$166.00	
Exc Award (06/30/2016, 06/30/2017, 06/30/2018, 06/30/2021, 06/30/2024)																	
135085	Austin Indian Centennial	06/21/2018	Active	19	0	0	0.00%	19		19	Y	5	R	08/2024	90+ Days		
1512	AUSTIN LAKE TRAVIS	05/07/1971	Status Quo(1)	14	0	0	0.00%	14		25	Y			12/2021			
1514	AUSTIN NORTH AUSTIN	09/27/1948	Active	16	0	0	0.00%	16		15	N	8	R	12/2024		\$32.00	
1518	AUSTIN SOUTH AUSTIN	09/23/1949	Active	5	0	0	0.00%	5		7	Y	3	R	11/2025		\$10.00	
1520	AUSTIN WEST AUSTIN	02/16/1956	Active	12	1	0	9.09%	12		2	Y	21	N	09/2024		\$22.00	
39844	BASTROP EVENING	05/21/1981	Active	41	7	3	10.81%	37	2	0	Y		IP	11/2025		\$20.00	
Exc Award (06/30/2023)																	
1523	BLANCO	11/22/1938	Active	8	1	0	14.29%	7		2	Y	2		11/2025		\$34.00	
1530	BUCKHOLTS	01/14/1971	Active	14	0	2	-12.50%	15	18	0	Y	12	R	10/2024		\$32.00	
31117	BUDA	08/15/1975	Active	50	6	2	8.70%	49	4	0	Y	2	R	09/2025		\$3,433.00	
Exc Award (06/30/2018, 06/30/2019, 06/30/2021)																	
32056	BULVERDE	04/23/1976	Active	31	3	0	10.71%	16		1	Y	2	R	07/2025	\$56.00		
156407	Burnet	10/18/2023	Active	16	7	0	77.78%	22		2	Y	3		10/2025			
1534	CAMERON	09/19/1923	Active	49	5	4	2.08%	46	2	1	Y		N	11/2025	\$356.00		
Exc Award (06/30/2019, 06/30/2020, 06/30/2021, 06/30/2022, 06/30/2023, 06/30/2024)																	
147612	Cameron Evening	07/15/2021	Active	23	3	7	-14.81%	27	3	0	Y		N	11/2025		\$320.00	
Exc Award (06/30/2022, 06/30/2023)																	



Club Health Assessment for District 2 S3 through November 2025

			Status	Membership						Reports				Finance		LCIF
Club Number	Club Name	Charter Date	Times in Status Quo in Past 2 Years	Current Member Count **	YTD Members Added	YTD Members Dropped	YTD Net Growth% ***	Member Count 1 Year Ago	Dropped Members Avg.Length of Service	Months Since Membership Update	Current Officers Reported ****	Current President Repeated Term	VP Reported *****	Last Date Reported Service (mm/yyyy)	Account Balance	YTD Donations
33506	CANYON LAKE NOON	03/21/1977	Active	52	3	5	-3.70%	44	13	0	Y		N	11/2025		\$340.00
	Exc Award (06/30/2017, 06/30/2018, 06/30/2019, 06/30/2021, 06/30/2023)															
47060	CEDAR PARK LONGHORN	03/17/1987	Active	14	4	0	40.00%	9		1	Y		N	01/2025		\$500.00
35024	DRIPPING SPRINGS	02/09/1978	Active	21	1	1	0.00%	20	20	3	N			09/2025		\$42.00
	Exc Award (06/30/2016, 06/30/2017, 06/30/2021, 06/30/2023)															
44277	ELGIN EVENING	10/12/1984	Active	19	3	0	18.75%	15		1	Y	10	N	10/2025	90+ Days	\$170.00
	Exc Award (06/30/2024)															
1548	GARDEN RIDGE	03/06/1973	Active	60	1	0	1.69%	73		1	Y	2	R	11/2025		\$158.00
	Exc Award (06/30/2018, 06/30/2019, 06/30/2022)															
1550	GEORGETOWN	09/24/1923	Active	22	0	3	-12.00%	27	26	1	Y		IP	10/2025		\$50.00
	Exc Award (06/30/2018, 06/30/2019)															
1559	HUTTO	11/23/1953	Active	15	0	0	0.00%	19		5	Y	2	R	07/2024		\$30.00
	Exc Award (06/30/2021)															
1561	JOHNSON CITY	02/09/1939	Active	21	0	0	0.00%	20		10	Y	3		08/2024		\$42.00
124846	Kyle	05/13/2015	Active	21	8	2	40.00%	11	2	2	Y		N	07/2025		\$30.00
38848	LAGO VISTA	08/11/1980	Active	103	12	2	10.75%	85	7	0	Y		N	06/2025	90+ Days	\$658.00
	Exc Award (06/30/2016, 06/30/2018, 06/30/2019, 06/30/2021, 06/30/2023, 06/30/2024, 06/30/2025)															
48996	LIBERTY HILL	11/11/1988	Active	14	0	0	0.00%	15		9	Y	2	R	10/2025		\$753.00
1567	LOCKHART	10/05/1967	Active	24	2	2	0.00%	19	0	2	Y	2	R	11/2025		\$96.00
1569	LULING	09/09/1948	Active	13	3	5	-13.33%	16	9	1	Y		N	10/2025		\$30.00
	Exc Award (06/30/2016, 06/30/2021)															
1572	MANOR	12/16/1955	Active	25	4	0	19.05%	22		2	Y	3	R	11/2025	90+ Days	\$42.00
	Exc Award (06/30/2021, 06/30/2022)															
1574	MARION	03/19/1949	Active	3	0	0	0.00%	3		20	N	None		12/2024		
	Exc Award (06/30/2016)															
1575	MCQUEENEY	12/08/1970	Active	56	8	0	16.67%	47		0	Y			11/2025		\$96.00
1577	NEW BRAUNFELS	03/18/1924	Active	133	13	12	0.76%	129	6	0	Y		N	10/2025		\$1,804.00
	Exc Award (06/30/2016, 06/30/2018, 06/30/2019, 06/30/2020, 06/30/2023)															



Club Health Assessment for District 2 S3 through November 2025

			Status	Membership						Reports				Finance	LCIF	
Club Number	Club Name	Charter Date	Times in Status Quo in Past 2 Years	Current Member Count **	YTD Members Added	YTD Members Dropped	YTD Net Growth% ***	Member Count 1 Year Ago	Dropped Members Avg.Length of Service	Months Since Membership Update	Current Officers Reported ****	Current President Repeated Term	VP Reported *****	Last Date Reported Service (mm/yyyy)	Account Balance	YTD Donations
1578	NEW BRAUNFELS EVENING	05/31/1967	Active	50	6	5	2.04%	43	2	0	Y		N	10/2025		\$1,710.00
	Exc Award (06/30/2017, 06/30/2021, 06/30/2022)															
30224	PFLUGERVILLE	02/13/1975	Active	55	0	0	0.00%	57		5	Y	3	N	02/2025		\$1,136.00
96419	POINT VENTURE	03/06/2006	Active	69	5	1	6.15%	61	1	0	Y		N	11/2025		\$230.00
	Exc Award (06/30/2017, 06/30/2020, 06/30/2021, 06/30/2023, 06/30/2024, 06/30/2025)															
1580	ROCKDALE NOON	01/13/1941	Active	19	1	0	5.56%	22		3	Y		N	02/2025		\$36.00
49670	ROUND ROCK NOON	06/29/1989	Active	18	1	0	5.88%	15		0	Y		N	10/2024		
	Exc Award (06/30/2016, 06/30/2021)															
1583	SAN MARCOS	11/12/1941	Active	103	6	15	-8.04%	110	3	0	Y	2	R	10/2025		\$1,624.00
	Exc Award (06/30/2018, 06/30/2021, 06/30/2023, 06/30/2024)															
53499	SAN MARCOS BLUEBONNET	07/01/1992	Active	37	3	0	8.82%	35		1	Y		N	10/2025		\$20.00
	Exc Award (06/30/2017, 06/30/2019, 06/30/2020, 06/30/2021, 06/30/2022, 06/30/2024)															
103971	SCHERTZ CIBOLO SELMA	11/13/2008	Active	53	6	3	6.00%	52	3	0	Y		R	09/2025		\$1,010.00
	Exc Award (06/30/2016, 06/30/2018, 06/30/2021, 06/30/2022, 06/30/2023, 06/30/2024)															
104738	SPICEWOOD AND HIGHLAND LAKES	02/12/2009	Status Quo(4)	2	0	0	0.00%	17		11	Y	2		12/2024	90+ Days	
1592	TAYLOR	03/18/1940	Active(1)	36	0	0	0.00%	36		4	Y		N	11/2025		\$92.00
	Exc Award (06/30/2016, 06/30/2022, 06/30/2023, 06/30/2024)															
117756	UNIVERSITY OF TEXAS	09/25/2012	Active	26	0	4	-13.33%	30	3	3	Y		R	04/2025		
	Exc Award (06/30/2017)															
1597	WIMBERLEY	01/17/1969	Active	161	6	5	0.63%	154	5	0	Y		N	11/2025		\$2,720.00
	Exc Award (06/30/2016, 06/30/2019, 06/30/2023, 06/30/2024, 06/30/2025)															

Clubs Cancelled Previous Fiscal Year – Clubs Cancelled within last 12 months may be reinstated

Club Number	Club Name	Charter Date	Current Status*	Cancellation Date
46625	MILANO EVENING	11/17/1986	Cancelled(6*)	06/29/2025



Club Health Assessment for District 2 S3 through November 2025

						Status		Membership					Reports				Finance		LCIF	
						Times in Status Quo in Past 2 Years		Current Member Count **	YTD Members Added	YTD Members Dropped	YTD Net Growth***	Member Count 1 Year Ago	Dropped Members Avg.Length of Service	Months Since Membership Update	Current Officers Reported ****	Current President Repeated Term	VP Reported *****	Last Date Reported Service (mm/yyyy)	Account Balance	YTD Donations
Club Number	Club Name		Charter Date																	
Current Total Clubs Count	YTD New Clubs Count	YTD Cancelled Clubs Count	YTD Net Club Gain	Current Total Members Count	YTD Add	YTD Drop	YTD Net Growth	Member Count 12 Months Ago	Average Member Count Per Club	% of Clubs with less than 20 members	% No Officer Report in 12 Months	% of Clubs with balance 90+ days	Number of Clubs in Status Quo	% Status Quo Clubs in Financial Suspension	Number of Cancelled Clubs	Average Cancelled Club Age	Members Lost Due to Cancellation	% of Clubs Cancelled for Non-Financial Reasons		
47	0	0	0	1,707	136	88	48	2.89%	1,688	36	40%	4%	11%	2	100%	0	0	0	0%	

* - P - Priority Club. Cancellation Reasons: 1-Objectives/conduct, 2-Non-active club, 5-Non-existing club, 6-Disbanding, 7-Merger, 8-Financial Suspension, 9-District/Multiple District Dues.

** Red denotes below 15 active members.

*** Red denotes 20% + loss.

**** Y - all 3 (President, Secretary, Treasurer) club officers reported, N - not all 3 reported.

***** Abbreviation: N-New, IP-Immediate Past, R-Repeat.



Club Health Assessment for District 2 S4 through November 2025

			Membership							Reports				Finance		LCIF
Club Number	Club Name	Charter Date	Times in Status Quo in Past 2 Years	Current Member Count **	YTD Members Added	YTD Members Dropped	YTD Net Growth% ***	Member Count 1 Year Ago	Dropped Members Avg.Length of Service	Months Since Membership Update	Current Officers Reported ****	Current President Repeated Term	VP Reported *****	Last Date Reported Service (mm/yyyy)	Account Balance	YTD Donations
Clubs less than two years old																
182740	Brazoria County Beyond the Ordinary	06/17/2025	Active	19	0	3	-13.64%	0	0	0	N	2		11/2025		\$50.00
178159	Brazoria County South Onyx	09/03/2024	Status Quo(2)	15	2	16	-48.28%	27	1	2	Y	2	R	11/2024	90+ Days	
190875	Brazosport College	11/10/2025	Newly Chartered	21	21	0	100.00%	0		0	Y					
190131	Calhoun County	09/15/2025	Newly Chartered	23	23	0	100.00%	0		2	Y					
191240	Fort Bend County East	11/24/2025	Newly Chartered	27	27	0	100.00%	0		0	Y					
180473	Houston Nigerian	02/06/2025	Active	40	1	1	0.00%	0	1	0	Y	2	N	10/2025		\$50.00
178023	Missouri City Caribbean	08/26/2024	Active(1)	24	0	0	0.00%	24		6	Y	2	N	09/2025		
175519	Pearland Area Onyx	07/18/2024	Active	26	2	2	0.00%	32	0	3	Y	2	N	10/2025		
189812	Richmond	08/29/2025	Active	20	20	0	100.00%	0		3	Y		N			
179334	Stafford United Lions	11/04/2024	Status Quo(1)	20	0	0	0.00%	20		10	Y				90+ Days	
Clubs more than two years old																
1598	ALVIN	08/07/1936	Active	43	3	1	4.88%	39	3	1	Y		N	11/2025		
1600	ANGLETON	05/17/1929	Active	27	0	1	-3.57%	27	60	0	Y		N	11/2025		
151392	Angleton Danbury	06/17/2022	Status Quo(3)	11	0	1	-8.33%	18	3	4	Y		N	01/2025	90+ Days	
1602	AUSTWELL TIVOLI L C	03/28/1967	Active	9	0	0	0.00%	11		3	Y		N	10/2025		
56904	BACLIFF-SAN LEON BAYSIDE L C Exc Award (06/30/2023)	05/03/1995	Active	30	5	0	20.00%	24		0	Y		N	11/2025		\$120.00
154785	Bay Area League of Extraordinary Lions	06/16/2023	Active	0	0	8	-100.00%	16	3	0	N	None		07/2024		\$50.00
1603	BAY CITY Exc Award (06/30/2023, 06/30/2024)	09/19/1940	Active	114	1	3	-1.72%	122	3	1	Y		N	10/2025		
45643	BAY CITY EVENING	01/31/1986	Active	11	0	0	0.00%	12		5	Y	2	R	05/2025	90+ Days	
120242	Bay City Lady Lions Exc Award (06/30/2022)	08/29/2013	Active	20	0	0	0.00%	19		9	Y	3	R	02/2025		
106899	BEEVILLE Exc Award (06/30/2023)	11/18/2009	Cancelled(6*)	0	0	1	-100.00%	21	11	3	N	None		11/2024		



Club Health Assessment for District 2 S4 through November 2025

			Status	Membership					Reports					Finance		LCIF
Club Number	Club Name	Charter Date	Times in Status Quo in Past 2 Years	Current Member Count **	YTD Members Added	YTD Members Dropped	YTD Net Growth% ***	Member Count 1 Year Ago	Dropped Members Avg.Length of Service	Months Since Membership Update	Current Officers Reported ****	Current President Repeated Term	VP Reported *****	Last Date Reported Service (mm/yyyy)	Account Balance	YTD Donations
118273	BLESSING EFLM	11/08/2012	Active	35	0	0	0.00%	32		5	Y	3	R	04/2025		
	Exc Award (06/30/2017, 06/30/2022)															
1606	BOLING	03/02/1948	Active	16	1	0	6.67%	14		5	Y		N	04/2025		
	Exc Award (06/30/2022, 06/30/2023)															
1607	BRAZORIA	11/18/1947	Active	30	1	7	-16.67%	34	9	3	Y		N	11/2025		
	Exc Award (06/30/2024)															
138156	Brazoria County Hispanic	05/07/2019	Active	27	0	0	0.00%	27		29	N	None		07/2024		
47604	BRAZOSPORT BREAKFAST	06/30/1987	Active	108	4	5	-0.92%	102	4	0	Y		R	10/2025		\$800.00
	Exc Award (06/30/2023)															
1641	BRAZOSPORT EVENING	10/22/1970	Active	18	0	0	0.00%	17		6	Y		R	03/2025		\$1,000.00
120093	BRAZOSPORT NOON	08/01/2013	Active	11	1	0	10.00%	10		2	Y	3		10/2025		
	Exc Award (06/30/2024)															
120288	Clute	09/06/2013	Active(2)	5	0	0	0.00%	7		5	N	6	R	02/2025		
1609	CUERO	10/18/1938	Active	17	0	0	0.00%	25		6	Y			02/2025		
1613	EAST BERNARD	03/19/1941	Active	26	0	0	0.00%	26		6	Y	19	N	01/2025		
1614	EDNA	10/14/1948	Active	20	0	1	-4.76%	21	0	2	Y		N	09/2025		
1615	EL CAMPO	09/09/1941	Active	29	0	1	-3.33%	32	25	2	Y		R	02/2025		
119405	EL CAMPO LADY	05/17/2013	Active	21	0	2	-8.70%	23	6	0	Y	2	R	08/2025		
	Exc Award (06/30/2023)															
1656	FIRST CAPITOL WEST COLUMBIA	08/22/1949	Active	11	5	2	37.50%	9	8	1	Y	2	N	11/2025		
1616	FREEPORT HOST	05/03/1943	Active	11	1	2	-8.33%	10	30	1	N	None		02/2025		
98909	FULSHEAR SIMONTON	03/26/2007	Active	24	3	1	9.09%	23	15	0	Y	7	R	11/2025		
	Exc Award (06/30/2018)															
1618	GALVESTON	01/26/1922	Active	24	2	3	-4.00%	25	10	0	Y		R	11/2025		
155267	Galveston County Cigar	07/25/2023	Active	41	3	6	-6.82%	37	1	1	Y		N	11/2025		\$794.00
1629	GALVESTON COUNTY GULF COAST	02/27/1948	Active	18	6	2	28.57%	17	9	0	Y		IP	11/2025		
105592	GALVESTON WEST BEACH	06/01/2009	Active	43	13	4	26.47%	31	6	0	Y		N	11/2025		\$850.00
	Exc Award (06/30/2022, 06/30/2025)															
1620	GANADO	04/11/1966	Active	19	0	0	0.00%	23		8	Y			05/2025		
1621	GOLIAD	06/17/1948	Active	32	9	0	39.13%	26		2	Y		N	11/2025	90+ Days	



Club Health Assessment for District 2 S4 through November 2025

			Status	Membership						Reports				Finance		LCIF
Club Number	Club Name	Charter Date	Times in Status Quo in Past 2 Years	Current Member Count **	YTD Members Added	YTD Members Dropped	YTD Net Growth% ***	Member Count 1 Year Ago	Dropped Members Avg.Length of Service	Months Since Membership Update	Current Officers Reported ****	Current President Repeated Term	VP Reported *****	Last Date Reported Service (mm/yyyy)	Account Balance	YTD Donations
154656	Greater Houston	06/08/2023	Active	52	9	20	-17.46%	75	1	0	Y		R	11/2025		\$80.00
	Exc Award (06/30/2023, 06/30/2024, 06/30/2025)															
1622	HALLETTSVILLE	02/24/1941	Active	25	2	1	4.17%	27	4	1	Y		N	11/2025		\$300.00
124923	Karnes City Lions	05/21/2015	Active	14	1	1	0.00%	18	2	1	Y	4	N	09/2025		\$1,555.00
118893	KEMAH	03/06/2013	Active	25	5	1	19.05%	23	44	1	Y		IP	11/2025		
	Exc Award (06/30/2021)															
1628	LAKE JACKSON	11/27/1945	Active	15	5	0	50.00%	9		2	Y	3		03/2025		\$400.00
1630	LEAGUE CITY	04/10/1952	Active	53	6	2	8.16%	48	1	0	Y		N	11/2025		
47131	MANVEL	04/03/1987	Active	13	2	1	8.33%	12	0	1	Y	4	R	11/2025		
115651	Matagorda County Outdoors	12/01/2011	Active	7	0	0	0.00%	5		1	Y	2		10/2025		\$100.00
34432	MISSOURI CITY-BLUERIDGE	09/30/1977	Active	15	0	1	-6.25%	15	47	1	Y	7	R	11/2025		
1633	NEEDVILLE	03/04/1946	Active	12	0	0	0.00%	11		7	Y	2	N	08/2025		\$100.00
1634	PALACIOS	08/18/1949	Active	13	1	1	0.00%	9	1	0	Y	2	N	02/2025		
	Exc Award (06/30/2022, 06/30/2023, 06/30/2024)															
1636	PEARLAND	06/28/1948	Active	145	8	2	4.32%	136	7	0	Y		N	11/2025		
	Exc Award (06/30/2022, 06/30/2024)															
155758	Pearland Lady	09/08/2023	Active	54	5	0	10.20%	50		0	Y		N	11/2025		\$100.00
	Exc Award (06/30/2024)															
82519	PEARLAND SILVERLAKE	06/03/2004	Active	41	1	0	2.50%	39		1	Y		N	11/2025		\$200.00
	Exc Award (06/30/2018, 06/30/2024, 06/30/2025)															
1640	REFUGIO	07/15/1948	Active	34	0	0	0.00%	34		17	N	None		03/2022		
1642	ROSENBERG	06/11/1931	Active	34	1	0	3.03%	31		2	Y		N	09/2025		
1646	SANTA FE	03/29/1960	Active	17	1	1	0.00%	21	2	1	Y	3	R	11/2025		
	Exc Award (06/30/2023)															
121052	Sargent Area	12/30/2013	Active	45	2	1	2.27%	53	3	0	Y	3	R	11/2025		
	Exc Award (06/30/2022, 06/30/2023, 06/30/2024)															
117219	SHINER	06/18/2012	Active	45	1	4	-6.25%	50	9	1	Y		N	10/2025		
	Exc Award (06/30/2024)															
1649	SUGAR LAND	05/05/1941	Active	49	2	6	-7.55%	49	11	3	Y		R	07/2025		\$1,000.00



Club Health Assessment for District 2 S4 through November 2025

			Status	Membership						Reports				Finance	LCIF	
Club Number	Club Name	Charter Date	Times in Status Quo in Past 2 Years	Current Member Count **	YTD Members Added	YTD Members Dropped	YTD Net Growth% ***	Member Count 1 Year Ago	Dropped Members Avg.Length of Service	Months Since Membership Update	Current Officers Reported ****	Current President Repeated Term	VP Reported *****	Last Date Reported Service (mm/yyyy)	Account Balance	YTD Donations
Exc Award (06/30/2019, 06/30/2020, 06/30/2021, 06/30/2022)																
1650	SWEENY	04/23/1945	Active	42	4	0	10.53%	37		3	Y		N	09/2025		\$300.00
Exc Award (06/30/2022, 06/30/2023)																
1651	TEXAS CITY	03/01/1939	Active	10	0	2	-16.67%	14	13	2	Y		R	11/2025		
Exc Award (06/30/2023)																
42042	TEXAS CITY MAINLAND	12/03/1982	Active	31	0	0	0.00%	36		5	Y		N	02/2025		
120039	Van Vleck	07/24/2013	Status Quo(1)	15	0	0	0.00%	15		9	N	None		04/2025	90+ Days	
1654	VICTORIA	01/17/1925	Active	58	1	1	0.00%	60	14	0	Y		N	10/2025		\$200.00
Exc Award (06/30/2023)																
119708	Victoria Downtown	06/19/2013	Status Quo(3)	7	0	0	0.00%	7		5	Y	5		08/2022	90+ Days	
1657	WHARTON	05/03/1928	Active	39	3	4	-2.50%	41	3	0	Y		N	11/2025		\$50.00
Exc Award (06/30/2022, 06/30/2023, 06/30/2024)																
1658	WOODSBORO	09/16/1930	Active	16	1	2	-5.88%	23	3	2	Y		R	11/2025	90+ Days	
Exc Award (06/30/2022, 06/30/2023)																
1659	YOAKUM	07/19/1928	Active	59	0	1	-1.67%	60	24	3	Y	2		11/2025		
1660	YORKTOWN	12/19/1939	Active	43	1	0	2.38%	44		4	Y		N	10/2025	90+ Days	

Clubs Cancelled Previous Fiscal Year – Clubs Cancelled within last 12 months may be reinstated

Club Number	Club Name	Charter Date	Current Status*	Cancellation Date
1655	VICTORIA BOULEVARD	06/30/1950	Cancelled(6*)	08/29/2024

Current Total Clubs Count	YTD New Clubs Count	YTD Cancelled Clubs Count	YTD Net Club Gain	Current Total Members Count	YTD Members Add	YTD Members Drop	YTD Net Growth	YTD Net Growth %	Member Count 12 Months Ago	Average Member Count Per Club	% of Clubs with less than 20 members	% No Officer Report in 12 Months	% of Clubs with balance 90+ days	Number of Clubs in Status Quo	% Status Quo Clubs in Financial Suspension	Number of Cancelled Clubs	Average Cancelled Club Age	Members Lost Due to Cancellation	% of Clubs Cancelled for Non-Financial Reasons
71	4	1	3	2,114	216	125	91	4.50%	2,035	30	38%	3%	13%	5	100%	1	90	1	100%

* - P - Priority Club. Cancellation Reasons: 1-Objectives/conduct, 2-Non-active club, 5-Non-existing club, 6-Disbanding, 7-Merger, 8-Financial Suspension, 9-District/Multiple District Dues.

** Red denotes below 15 active members.

*** Red denotes 20% + loss.

**** Y - all 3 (President, Secretary, Treasurer) club officers reported, N - not all 3 reported.

***** Abbreviation: N-New, IP-Immediate Past, R-Repeat.




Club Health Assessment for District 2 S5 through November 2025

			Status	Membership					Reports				Finance		LCIF	
Club Number	Club Name	Charter Date	Times in Status Quo in Past 2 Years	Current Member Count **	YTD Members Added	YTD Members Dropped	YTD Net Growth% ***	Member Count 1 Year Ago	Dropped Members Avg.Length of Service	Months Since Membership Update	Current Officers Reported ****	Current President Repeated Term	VP Reported *****	Last Date Reported Service (mm/yyyy)	Account Balance	YTD Donations
Clubs less than two years old																
190681	Lake Somerville	10/29/2025	Newly Chartered	32	32	0	100.00%	0		0	Y		N			
Clubs more than two years old																
1522	BELLVILLE	11/20/1940	Active	104	1	0	0.97%	106		2	Y		N	04/2022		\$3,000.00
84358	BLINN COLLEGE	10/29/2004	Active	13	10	10	0.00%	21	1	0	Y		N	09/2025		
Exc Award (06/30/2022, 06/30/2023)																
1525	BRENNHAM EVENING	09/01/1936	Active	23	2	0	9.52%	22		0	Y	2	N	02/2024		\$21.00
Exc Award (06/30/2022)																
1526	BRENNHAM NOON	04/03/1969	Active	19	0	0	0.00%	21		5	Y	13		07/2022		
1527	BRYAN	08/28/1923	Active	60	8	15	-10.45%	66	13	1	Y		N	11/2025		\$1,067.00
1532	CALDWELL	02/12/1948	Active	22	2	0	10.00%	21		4	Y	2	R	11/2025		\$1,025.00
49848	CALDWELL BURLESON COUNTY	09/15/1989	Active	27	1	6	-15.63%	33	8	0	Y	2	R	11/2025		\$32.00
Exc Award (06/30/2017, 06/30/2018, 06/30/2019, 06/30/2021, 06/30/2022, 06/30/2023)																
51093	CALDWELL EARLY EVENING	12/03/1990	Active	11	3	3	0.00%	16	7	3	Y	2	R	08/2023		
Exc Award (06/30/2017, 06/30/2023)																
1537	CARMINE	02/18/1972	Active	38	0	0	0.00%	37		6	Y		N	10/2023		
Exc Award (06/30/2021, 06/30/2022, 06/30/2023)																
1539	COLLEGE STATION	10/23/1950	Active	131	3	8	-3.68%	138	4	1	Y		N	10/2025		\$20,750.00
Exc Award (06/30/2019, 06/30/2024)																
125004	College Station Evening	05/29/2015	P- Active	0	0	0	0.00%	0		14	N	None		02/2024		
Exc Award (06/30/2022)																
1538	COLLEGE STATION MORNING	07/11/1973	Cancelled(6*)	0	0	11	-100.00%	12	35	0	N	None		10/2021		
1540	COLUMBUS	06/04/1943	Active	109	6	2	3.81%	96	6	0	Y		N	09/2025		\$100.00
Exc Award (06/30/2017, 06/30/2022, 06/30/2023, 06/30/2024)																
49975	DIME BOX	11/27/1989	Active	40	0	4	-9.09%	44	9	3	Y		R	05/2025		
Exc Award (06/30/2018, 06/30/2022, 06/30/2023, 06/30/2024)																
1543	EAGLE LAKE NOON	06/26/1941	Active	25	2	2	0.00%	25	12	0	Y		N	07/2023	90+ Days	



Club Health Assessment for District 2 S5 through November 2025

			Status	Membership						Reports				Finance	LCIF	
Club Number	Club Name	Charter Date	Times in Status Quo in Past 2 Years	Current Member Count **	YTD Members Added	YTD Members Dropped	YTD Net Growth% ***	Member Count 1 Year Ago	Dropped Members Avg.Length of Service	Months Since Membership Update	Current Officers Reported ****	Current President Repeated Term	VP Reported *****	Last Date Reported Service (mm/yyyy)	Account Balance	YTD Donations
Exc Award (06/30/2017)																
1546	FAYETTEVILLE	10/13/1966	Active	73	6	3	4.29%	71	8	0	Y	3	R	07/2024		\$70.00
38888	FLATONIA	09/29/1980	Active	35	2	5	-7.89%	39	21	0	Y		N	06/2025		
1549	GARWOOD	01/26/1948	Active	21	0	4	-16.00%	25	47	1	Y	7	R	02/2019		\$25.00
99420	GERONIMO LIONS	05/22/2007	Active	35	1	0	2.94%	35		1	Y		N	08/2025		
1552	GIDDINGS	08/22/1928	Active	79	3	2	1.28%	74	2	0	Y		N	09/2025		
Exc Award (06/30/2017, 06/30/2021, 06/30/2022)																
39986	GIDDINGS BREAKFAST	06/12/1981	Active	95	4	1	3.26%	95	1	3	Y		N	11/2025		\$92.00
Exc Award (06/30/2021, 06/30/2022, 06/30/2023)																
63598	GIDDINGS EVENING	10/02/2000	Active	6	0	0	0.00%	11		6	N	4		05/2025		\$25.00
Exc Award (06/30/2023, 06/30/2024)																
47663	GIDDINGS NEW HORIZONS	08/05/1987	Active	80	7	1	8.11%	78	4	1	Y		N	10/2025		\$125.00
Exc Award (06/30/2020, 06/30/2021, 06/30/2022)																
50444	GONZALES BREAKFAST	04/23/1990	Active	13	0	0	0.00%	14		5	N	None		10/2023		
1553	GONZALES NOON	05/03/1940	Active	82	8	6	2.50%	69	4	0	Y			10/2025		\$10,121.00
Exc Award (06/30/2017, 06/30/2021, 06/30/2024)																
47083	Grimes County	03/30/1987	Active	28	9	13	-12.50%	32	12	0	Y		IP	11/2025		\$32.00
Exc Award (06/30/2018)																
1557	HEARNE	09/09/1947	Active	21	1	0	5.00%	19		5	Y	4	R	04/2019		
1558	HILLTOP LAKES	03/10/1967	Active	53	3	2	1.92%	53	22	1	Y		N	08/2025		\$52.00
Exc Award (06/30/2022, 06/30/2023)																
1560	INDUSTRY WEST END	06/14/1971	Active	25	0	0	0.00%	27		5	N	None		11/2021		
48641	LA GRANGE BLUEBONNET	06/08/1988	Active	21	1	2	-4.55%	21	8	1	Y	2	N	08/2025		\$25.00
Exc Award (06/30/2019, 06/30/2020)																
1565	LA GRANGE EVENING	11/03/1966	Active	35	0	0	0.00%	39		6	Y			06/2022		
Exc Award (06/30/2022)																
1564	LA GRANGE NOON	08/28/1928	Active	90	6	3	3.45%	100	7	0	Y		N	11/2025		\$500.00
Exc Award (06/30/2020, 06/30/2023)																
1566	LEXINGTON	12/17/1953	Active	41	1	4	-6.82%	50	5	4	Y	3		04/2025		\$44.00



Club Health Assessment for District 2 S5 through November 2025

			Status	Membership						Reports				Finance	LCIF	
Club Number	Club Name	Charter Date	Times in Status Quo in Past 2 Years	Current Member Count **	YTD Members Added	YTD Members Dropped	YTD Net Growth% ***	Member Count 1 Year Ago	Dropped Members Avg.Length of Service	Months Since Membership Update	Current Officers Reported ****	Current President Repeated Term	VP Reported *****	Last Date Reported Service (mm/yyyy)	Account Balance	YTD Donations
Exc Award (06/30/2022, 06/30/2023, 06/30/2024)																
1571	MADISONVILLE	03/18/1948	Active	18	1	0	5.88%	17		2	Y	7		05/2022		\$25.00
1576	NAVASOTA	10/04/1948	Active	27	3	0	12.50%	21		2	Y		N	12/2023	90+ Days	\$25.00
46535	NEW BADEN CAMP CREEK EVENING	09/22/1986	Active(1)	27	0	0	0.00%	29		1	Y	3		12/2021		
54329	NEW ULM	04/12/1993	Active	14	0	3	-17.65%	13	21	4	Y		R	06/2022		
1579	NIXON	09/09/1941	Active	12	0	0	0.00%	13		4	Y	2	R	02/2023		\$25.00
104953	PAIGE	03/12/2009	Active	44	0	3	-6.38%	46	12	2	Y		N	06/2025		
Exc Award (06/30/2021, 06/30/2022, 06/30/2023)																
130508	Round Top	03/24/2017	Active	24	9	0	60.00%	15		0	Y	9	R	03/2024	90+ Days	\$25.00
Exc Award (06/30/2021)																
1585	SCHULENBURG	11/15/1966	Active	26	1	1	0.00%	30	24	4	Y	6	N	05/2022		\$26.00
Exc Award (06/30/2022)																
1586	SEALY	12/20/1968	Active	22	9	0	69.23%	13		1	Y	3	R	03/2025	90+ Days	
1587	SEGUIN NOON	02/27/1940	Active	34	0	0	0.00%	39		2	Y		N	10/2025		\$1,034.00
Exc Award (06/30/2024)																
39119	SEGUIN SUNRISE	12/23/1980	Active	25	2	4	-7.41%	26	4	1	Y		N	11/2025		\$1,027.00
Exc Award (06/30/2022, 06/30/2023)																
49887	SEGUIN SUNSET	10/19/1989	Active	13	1	1	0.00%	13	16	1	Y	2	R	11/2025		
Exc Award (06/30/2022, 06/30/2023)																
1589	SHERIDAN	03/30/1964	Active	46	3	0	6.98%	40		4	Y		N	10/2025	90+ Days	\$43.00
Exc Award (06/30/2017)																
1590	SMITHVILLE	02/17/1927	Active	52	6	2	8.33%	46	36	0	Y		N	05/2025		
1591	SNOOK	03/20/1967	Active	25	0	1	-3.85%	27	1	4	Y		IP	12/2023		\$52.00
63111	WAELEDER NEW MILLENNIUM	05/03/2000	Active	6	1	0	20.00%	7		1	Y	5	R	10/2025		\$25.00
Exc Award (06/30/2022)																
110138	WASHINGTON COUNTY LADIES	01/19/2011	Active	55	2	0	3.77%	51		0	Y		IP	11/2025		\$53.00
Exc Award (06/30/2018, 06/30/2024)																
1596	WEIMAR	02/03/1948	Active	60	1	3	-3.23%	61	7	0	Y		N	11/2025		\$62.00
51604	WEIMAR ENCORE	05/07/1991	Active	45	4	3	2.27%	44	4	1	Y		N	11/2025		\$800.00



Club Health Assessment for District 2 S5 through November 2025

Club Number Club Name		Charter Date	Status		Membership						Reports				Finance		LCIF		
			Times in Status Quo in Past 2 Years	Current Member Count **	YTD Members Added	YTD Members Dropped	YTD Net Growth***	Member Count 1 Year Ago	Dropped Members Avg.Length of Service	Months Since Membership Update	Current Officers Reported ****	Current President Repeated Term	VP Reported *****	Last Date Reported Service (mm/yyyy)	Account Balance	YTD Donations			
Exc Award (06/30/2021, 06/30/2023, 06/30/2024)			Active	26	4	0	18.18%	20	1	Y		N	12/2023						
48759	WELLBORN	06/24/1988																	
Exc Award (06/30/2023)																			
Current Total Clubs Count	YTD New Clubs Count	YTD Cancelled Clubs Count	YTD Net Club Gain	Current Total Members Count	YTD Add	YTD Drop	YTD Net Growth	YTD Net Growth %	Member Count 12 Months Ago	Average Member Count Per Club	% of Clubs with less than 20 members	% No Officer Report in 12 Months	% of Clubs with balance 90+ days	Number of Clubs in Status Quo	% Status Quo Clubs in Financial Suspension	Number of Cancelled Clubs	Average Cancelled Club Age	Members Lost Due to Cancellation	% of Clubs Cancelled for Non-Financial Reasons
53	1	1	0	2,088	169	128	41	2.00%	2,081	39	21%	2%	9%	0	0%	1	52	11	100%

* - P - Priority Club. Cancellation Reasons: 1-Objectives/conduct, 2-Non-active club, 5-Non-existing club, 6-Disbanding, 7-Merger, 8-Financial Suspension, 9-District/Multiple District Dues.

** Red denotes below 15 active members.

*** Red denotes 20% + loss.

**** Y - all 3 (President, Secretary, Treasurer) club officers reported, N - not all 3 reported.

***** Abbreviation: N-New, IP-Immediate Past, R-Repeat.




Club Health Assessment for District 3 E through November 2025

			Status	Membership						Reports				Finance		LCIF
Club Number	Club Name	Charter Date	Times in Status Quo in Past 2 Years	Current Member Count **	YTD Members Added	YTD Members Dropped	YTD Net Growth% ***	Member Count 1 Year Ago	Dropped Members Avg.Length of Service	Months Since Membership Update	Current Officers Reported ****	Current President Repeated Term	VP Reported *****	Last Date Reported Service (mm/yyyy)	Account Balance	YTD Donations
Clubs less than two years old																
157521	Bokoshe	03/26/2024	Active	27	0	2	-6.90%	41	1	1	Y	3	N	08/2025		
Clubs more than two years old																
1661	BARTLESVILLE	05/04/1921	Active	29	0	1	-3.33%	31	21	1	Y		N	11/2025	90+ Days	\$1,620.00
1896	BRISTOW	11/30/1921	Active	31	0	0	0.00%	31		13	Y		N	05/2023		
47013	BROKEN ARROW	03/05/1987	Active	13	0	0	0.00%	9		5	Y			06/2019		
1702	BROKEN BOW	03/07/1929	Active	13	0	0	0.00%	16		6	Y	4	R	05/2024		\$100.00
Exc Award (06/30/2018)																
1664	CHECOTAH	11/18/1921	Active	26	2	2	0.00%	26	6	1	Y	2		12/2018		
43131	CLAYTON	11/21/1983	Active	22	0	0	0.00%	20		7	Y	4	N	12/2023		\$250.00
1667	COWETA	02/02/1940	Active	16	0	0	0.00%	16		13	Y	4	R	08/2016		
1668	DEWEY	05/13/1952	Active	8	0	0	0.00%	11		5	Y		N	06/2017		
1669	FAIRLAND	10/27/1953	Active	18	2	3	-5.26%	19	2	0	Y		N	10/2025		
1714	HEAVENER	01/30/1923	Active	22	0	2	-8.33%	24	2	3	Y		N	12/2013		
1671	HENRYETTA	05/17/1929	Active	58	3	2	1.75%	57	30	2	Y		N	06/2025		
Exc Award (06/30/2016, 06/30/2018, 06/30/2021)																
43705	HOLDENVILLE	04/30/1984	Active	15	0	3	-16.67%	16	3	1	Y		R	11/2025		
1717	HUGO	06/11/1919	Active(1)	20	1	1	0.00%	13	0	0	Y		N	09/2025		
1718	IDABEL	12/14/1928	Active	27	0	0	0.00%	28		8	Y	2		03/2017		\$250.00
64980	JAY	02/06/2002	Active	10	0	0	0.00%	10		13	Y	5		02/2019		
1725	MC ALESTER	06/13/1918	Active	25	2	0	8.70%	30		1	Y		N	11/2025		
1676	MIAMI	03/18/1921	Active	11	1	0	10.00%	14		4	Y	7		06/2016		
1678	MORRIS	01/24/1961	Active	9	0	0	0.00%	15		3	Y	5		11/2010		
44934	MULDROW	05/09/1985	Active	8	0	0	0.00%	8		13	Y	5				
1679	MUSKOGEE	10/26/1916	Active	21	1	4	-12.50%	25	20	0	Y		N	05/2019		
1681	NOWATA	04/20/1948	Active	6	0	0	0.00%	6		13	Y	8				
1683	OKMULGEE	02/05/1919	Active	26	8	0	44.44%	31		0	Y	2	R	11/2025		\$250.00



Club Health Assessment for District 3 E through November 2025

			Status	Membership						Reports				Finance	LCIF	
Club Number	Club Name	Charter Date	Times in Status Quo in Past 2 Years	Current Member Count **	YTD Members Added	YTD Members Dropped	YTD Net Growth% ***	Member Count 1 Year Ago	Dropped Members Avg.Length of Service	Months Since Membership Update	Current Officers Reported ****	Current President Repeated Term	VP Reported *****	Last Date Reported Service (mm/yyyy)	Account Balance	YTD Donations
40488	POCOLA	11/17/1981	Active	15	1	0	7.14%	14		4	Y	2	R	06/2025	90+ Days	\$100.00
1686	PORTER	04/29/1964	Active	16	0	0	0.00%	16		3	Y		R	09/2015		
1727	POTEAU EVENING	01/17/1961	Active	7	0	0	0.00%	7		2	Y	3	R	10/2023		\$771.50
1687	PRYOR	09/23/1948	Active	18	0	4	-18.18%	22	5	3	Y	3	N	07/2025		\$100.00
1689	SALLISAW	04/11/1938	Active	56	0	3	-5.08%	60	3	3	Y		N	04/2018		\$1,020.00
Exc Award (06/30/2016)																
1926	SAPULPA	06/10/1949	Active	15	0	2	-11.76%	17	33	2	Y		N	04/2017		
61326	TAHLEQUAH	12/07/1998	Active	10	0	0	0.00%	10		8	Y	2		10/2018		
1733	TALIHINA	06/08/1929	Active	8	0	0	0.00%	8		13	Y	5	R	06/2015		
1933	TULSA DOWNTOWN	10/11/1916	Active	34	1	0	3.03%	35		2	Y		N	09/2025		\$5.00
Exc Award (06/30/2021)																
1928	TULSA METRO-MC CULLOUGH	02/09/1956	Active	9	0	0	0.00%	9		16	Y	12		06/2018		
36432	VIAN	01/18/1979	Active	7	0	0	0.00%	8		6	Y	4	R	11/2023		
1693	VINITA	04/15/1931	Active	50	1	0	2.04%	56		1	Y		N	07/2023		\$100.00
1694	WAGONER	05/20/1946	Active	20	1	2	-4.76%	22	9	0	Y		N	10/2025		
1737	WILBURTON	05/04/1922	Active	22	6	1	29.41%	26	4	3	Y		IP	08/2025	\$100.00	
1697	WYANDOTTE	04/22/1958	Active	9	0	0	0.00%	13		6	Y	13	N	10/2023		

Clubs Cancelled Previous Fiscal Year – Clubs Cancelled within last 12 months may be reinstated

Club Number	Club Name	Charter Date	Current Status*	Cancellation Date
67489	BROKEN ARROW NOON	03/26/2003	Cancelled(6*)	06/29/2025

Current Total Clubs Count	YTD New Clubs Count	YTD Cancelled Clubs Count	YTD Net Club Gain	Current Total Members Count	YTD Add	YTD Drop	YTD Net Growth	YTD Net Growth %	Member Count 12 Months Ago	Average Member Count Per Club	% of Clubs with less than 20 members	% No Officer Report in 12 Months	% of Clubs with balance 90+ days	Number of Clubs in Status Quo	% Status Quo Clubs in Financial Suspension	Number of Cancelled Clubs	Average Cancelled Club Age	Members Lost Due to Cancellation	% of Clubs Cancelled for Non-Financial Reasons
38	0	0	0	757	30	32	-2	-0.26%	820	20	55%	0%	5%	0	0%	0	0	0	0%



Club Health Assessment for District 3 E through November 2025

			Status		Membership				Reports				Finance	LCIF		
Club Number	Club Name	Charter Date	Times in Status Quo in Past 2 Years	Current Member Count **	YTD Members Added	YTD Members Dropped	YTD Net Growth% ***	Member Count 1 Year Ago	Dropped Members Avg.Length of Service	Months Since Membership Update	Current Officers Reported ****	Current President Repeated Term	VP Reported *****	Last Date Reported Service (mm/yyyy)	Account Balance	YTD Donations

* - P - Priority Club. Cancellation Reasons: 1-Objectives/conduct, 2-Non-active club, 5-Non-existing club, 6-Disbanding, 7-Merger, 8-Financial Suspension, 9-District/Multiple District Dues.
** Red denotes below 15 active members.
*** Red denotes 20% + loss.
**** Y - all 3 (President, Secretary, Treasurer) club officers reported, N - not all 3 reported.
***** Abbreviation: N-New, IP-Immediate Past, R-Repeat.




Club Health Assessment for District 3 NW through November 2025

			Status		Membership					Reports				Finance		LCIF
Club Number	Club Name	Charter Date	Times in Status Quo in Past 2 Years	Current Member Count **	YTD Members Added	YTD Members Dropped	YTD Net Growth% ***	Member Count 1 Year Ago	Dropped Members Avg.Length of Service	Months Since Membership Update	Current Officers Reported ****	Current President Repeated Term	VP Reported *****	Last Date Reported Service (mm/yyyy)	Account Balance	YTD Donations
Clubs more than two years old																
1794	BALKO	04/09/1973	Active(1)	17	0	1	-5.56%	19	2	4	N		N	04/2022		
1797	BURLINGTON	12/15/1965	Active	19	0	0	0.00%	19		18	N	None				
1798	CANTON	11/14/1929	Status Quo(2)	7	0	0	0.00%	7		24	N				90+ Days	
1898	CHANDLER	01/10/1946	Active	54	1	4	-5.26%	54	24	2	Y		N	10/2015		
1800	CHEROKEE	05/04/1928	Active	12	0	5	-29.41%	17	3	3	Y		R	08/2025	90+ Days	
1803	CRESCENT	03/23/1935	Active	11	0	0	0.00%	11		20	N	None		06/2015		
1900	CUSHING	04/20/1921	Active	28	0	2	-6.67%	29	11	1	Y	2	N	07/2022		
Exc Award (06/30/2019)																
1901	DAVENPORT	03/18/1954	Active	13	0	0	0.00%	13		15	Y	9	R	10/2020		
1809	FAIRVIEW	04/25/1928	Active	69	3	0	4.55%	64		0	Y		N	06/2019		
1812	GARBER	09/06/1948	Active	12	0	0	0.00%	12		1	Y	5	N	07/2023		\$200.00
1814	GOODWELL	08/30/1948	Active	2	0	0	0.00%	2		25	Y	7	R	11/2025		
1815	GUTHRIE	11/10/1919	Active	24	0	10	-29.41%	34	27	3	Y	3	R	05/2025		
1816	GUYMON	06/27/1928	Active	31	0	0	0.00%	31		3	N	None		04/2024	90+ Days	
1817	HELENA	04/17/1951	Active	9	0	0	0.00%	9		39	N	None		12/2017		
1818	HENNESSEY	01/25/1934	Active	25	1	2	-3.85%	26	18	1	Y	7		10/2025		
30757	JET	05/06/1975	Active	17	1	1	0.00%	17	14	0	Y	9	N	07/2025		
1822	KINGFISHER	02/29/1932	Active	34	0	0	0.00%	41		5	Y		N	05/2019		
1823	KREMLIN	04/04/1966	Active	22	0	3	-12.00%	27	9	2	Y		N	08/2023		
1827	LAVERNE	01/20/1947	Active	19	0	0	0.00%	19		4	Y	4	R	07/2025		
Exc Award (06/30/2024)																
1828	LOMEGA L C	12/26/1972	Active	15	0	0	0.00%	15		17	N	None		06/2025		
1832	MEDFORD	10/20/1927	Active	9	0	0	0.00%	10		3	N	None		12/2023		
1911	MORRISON	04/18/1967	Active	36	0	0	0.00%	32		5	Y		N	05/2012		
1829	MULHALL-ORLANDO	03/17/1970	Active	10	0	0	0.00%	11		7	N		N	03/2025		
1913	NEWKIRK	12/08/1950	Active	15	0	1	-6.25%	16	6	0	Y	8		08/2025		
1808	NORTH ENID	08/30/1962	Active	35	5	0	16.67%	32		0	Y		N	11/2025		\$1,460.00



Club Health Assessment for District 3 NW through November 2025

			Status	Membership						Reports				Finance	LCIF	
Club Number	Club Name	Charter Date	Times in Status Quo in Past 2 Years	Current Member Count **	YTD Members Added	YTD Members Dropped	YTD Net Growth% ***	Member Count 1 Year Ago	Dropped Members Avg.Length of Service	Months Since Membership Update	Current Officers Reported ****	Current President Repeated Term	VP Reported *****	Last Date Reported Service (mm/yyyy)	Account Balance	YTD Donations
Exc Award (06/30/2017)																
1835	OKARCHE	11/30/1949	Active	42	0	0	0.00%	45		5	Y		N	10/2022		
1918	PERKINS	01/05/1950	Active	23	0	0	0.00%	25		2	Y		N	07/2025		\$250.00
1919	PERRY	01/14/1926	Active	30	2	1	3.45%	33	3	2	Y		N	10/2024		\$750.00
1921	PONCA CITY AFTER FIVE	04/28/1965	Active	15	3	4	-6.25%	15	6	0	Y	3	R	08/2024		
1920	PONCA CITY NOON	06/30/1922	Active	46	5	0	12.20%	45		0	Y		N	11/2025		\$710.00
Exc Award (06/30/2023)																
1922	PRAGUE	05/16/1949	Active	34	2	1	3.03%	27	7	2	Y		N	07/2025	90+ Days	\$100.00
35025	RINGWOOD	02/13/1978	Status Quo(1)	10	0	0	0.00%	10		17	N	None		09/2018	90+ Days	
1837	SEILING	12/10/1929	Status Quo(1)	12	0	0	0.00%	13		10	N	None		09/2015	90+ Days	
1930	STILLWATER NOON	06/03/1965	Active	93	7	1	6.90%	84	39	0	Y		N	10/2025		\$140.00
Exc Award (06/30/2022, 06/30/2023, 06/30/2024, 06/30/2025)																
1931	STROUD	06/12/1941	Active	24	0	4	-14.29%	26	16	1	Y		N	07/2023		
1841	WAKITA	10/04/1929	Active	22	0	1	-4.35%	23	23	1	Y		R	12/2015		
1842	WATONGA	03/23/1950	Active	20	0	1	-4.76%	22	1	4	N	None		10/2023		
1790	WEATHERFORD	04/17/1962	Active	12	0	0	0.00%	12		31	N	3		08/2023		
1845	WOODWARD	01/23/1928	Active	20	2	0	11.11%	24		1	Y	17	R			

Clubs Cancelled Previous Fiscal Year – Clubs Cancelled within last 12 months may be reinstated

Club Number	Club Name	Charter Date	Current Status*	Cancellation Date
1802	COVINGTON	11/24/1964	Cancelled(6*)	12/30/2024

Current Total Clubs Count	YTD New Clubs Count	YTD Cancelled Clubs Count	YTD Net Club Gain	Current Total Members Count	YTD Add	YTD Drop	YTD Net Growth	YTD Net Growth %	Member Count 12 Months Ago	Average Member Count Per Club	% of Clubs with less than 20 members	% No Officer Report in 12 Months	% of Clubs with balance 90+ days	Number of Clubs in Status Quo	% Status Quo Clubs in Financial Suspension	Number of Cancelled Clubs	Average Cancelled Club Age	Members Lost Due to Cancellation	% of Clubs Cancelled for Non-Financial Reasons
39	0	0	0	948	32	42	-10	-1.04%	971	24	49%	18%	15%	3	100%	0	0	0	0%



Club Health Assessment for District 3 NW through November 2025

			Status		Membership				Reports				Finance	LCIF		
Club Number	Club Name	Charter Date	Times in Status Quo in Past 2 Years	Current Member Count **	YTD Members Added	YTD Members Dropped	YTD Net Growth% ***	Member Count 1 Year Ago	Dropped Members Avg.Length of Service	Months Since Membership Update	Current Officers Reported ****	Current President Repeated Term	VP Reported *****	Last Date Reported Service (mm/yyyy)	Account Balance	YTD Donations

* - P - Priority Club. Cancellation Reasons: 1-Objectives/conduct, 2-Non-active club, 5-Non-existing club, 6-Disbanding, 7-Merger, 8-Financial Suspension, 9-District/Multiple District Dues.

** Red denotes below 15 active members.


*** Red denotes 20% + loss.

**** Y - all 3 (President, Secretary, Treasurer) club officers reported, N - not all 3 reported.

***** Abbreviation: N-New, IP-Immediate Past, R-Repeat.



Club Health Assessment for District 3 SW through November 2025

			Status	Membership						Reports				Finance	LCIF	
Club Number	Club Name	Charter Date	Times in Status Quo in Past 2 Years	Current Member Count **	YTD Members Added	YTD Members Dropped	YTD Net Growth% ***	Member Count 1 Year Ago	Dropped Members Avg.Length of Service	Months Since Membership Update	Current Officers Reported ****	Current President Repeated Term	VP Reported *****	Last Date Reported Service (mm/yyyy)	Account Balance	YTD Donations
Clubs more than two years old																
1698	ADA	05/08/1919	Active	46	2	4	-4.17%	49	6	0	Y	2	N	11/2025		
Exc Award (06/30/2016, 06/30/2018, 06/30/2023)																
1740	ALTUS	04/15/1941	Active	21	7	1	40.00%	14	1	1	Y	2	N	01/2025	90+ Days	\$950.00
Exc Award (06/30/2017)																
1742	ANADARKO	03/01/1949	Active	40	13	0	48.15%	27		0	N		N	10/2025		\$2,325.00
1743	ARDMORE	03/12/1917	Active	27	0	2	-6.90%	29	3	2	Y	2	N	11/2019		
Exc Award (06/30/2016)																
1700	ATOKA	03/13/1940	Active	19	0	0	0.00%	28		4	Y	2		06/2019		
Exc Award (06/30/2016, 06/30/2019)																
67211	BINGER	02/05/2003	Status Quo(2)	9	0	0	0.00%	9		104	N	None		11/2016	90+ Days	
1747	CACHE	11/20/1958	Active	11	0	1	-8.33%	12	29	1	Y	25	N	11/2025		
1748	CANUTE	08/10/1961	Active	33	1	0	3.13%	35		4	Y	6	R	04/2018	90+ Days	
1853	CHICKASHA	07/28/1917	Active	31	2	2	0.00%	29	2	1	Y		N	02/2024	90+ Days	
1750	CLINTON	04/07/1947	Active	18	0	3	-14.29%	20	12	4	N	None		06/2015		
66624	CORDELL	09/19/2002	Active	8	0	0	0.00%	11		10	N		IP	04/2019		
1756	DUNCAN	07/07/1949	Active	20	0	1	-4.76%	22	20	0	N		N	06/2020		
1708	DURANT	01/02/1920	Active	28	5	6	-3.45%	27	3	0	Y		N	08/2024		
1856	EDMOND	03/26/1963	Active	15	0	2	-11.76%	18	4	4	Y	2	N	11/2024		
Exc Award (06/30/2018)																
1857	EL RENO	08/16/1917	Active	13	0	2	-13.33%	16	3	3	Y		N	11/2017		
49248	EL RENO CANADIAN VALLEY	02/27/1989	Active	19	1	4	-13.64%	20	9	2	Y	4	N			
1759	ELK CITY	05/25/1948	Active	12	0	0	0.00%	14		7	Y	5		05/2018		
1763	FREDERICK	03/04/1920	Active	20	0	0	0.00%	22		4	Y		N	08/2023		
1765	GRANITE	05/21/1948	Active	21	3	3	0.00%	20	3	1	Y	2	N	04/2024		
1858	HARRAH	09/19/1962	Active	16	0	0	0.00%	19		3	Y	2	R	11/2021		
1767	HEALDTON	04/29/1926	Active	11	0	1	-8.33%	12	7	3	N	6	N	07/2018		
52445	HINTON	01/27/1992	Active	16	7	1	60.00%	10	7	1	Y		N	07/2022		
1768	HOBART	05/26/1949	Active	21	3	2	5.00%	22	8	1	Y		N	06/2025		



Club Health Assessment for District 3 SW through November 2025

			Status	Membership						Reports				Finance	LCIF	
Club Number	Club Name	Charter Date	Times in Status Quo in Past 2 Years	Current Member Count **	YTD Members Added	YTD Members Dropped	YTD Net Growth% ***	Member Count 1 Year Ago	Dropped Members Avg.Length of Service	Months Since Membership Update	Current Officers Reported ****	Current President Repeated Term	VP Reported *****	Last Date Reported Service (mm/yyyy)	Account Balance	YTD Donations
1772	LAWTON NOON	02/27/1941	Active	28	1	0	3.70%	22		0	Y	2	R	10/2025		
	Exc Award (06/30/2017)															
105627	LAWTON PATRIOTS	06/01/2009	Cancelled(6*)	0	0	0	0.00%	7		5	N	None		01/2020		
1776	MANGUM	10/30/1958	Cancelled(6*)	0	0	0	0.00%	8		5	N	None		01/2020		
1777	MARLOW	01/14/1927	Active	37	1	0	2.78%	37		4	Y				90+ Days	
1863	MIDWEST CITY	01/29/1945	Active	8	0	0	0.00%	8		5	Y	7	R	10/2023		
1867	MUSTANG	11/02/1964	Active	32	9	0	39.13%	21		3	N	7		08/2019	90+ Days	
1870	NORMAN	01/16/1920	Active	37	1	1	0.00%	33	56	0	Y		N			
1871	NORMAN SOONER	04/09/1963	Active	6	0	0	0.00%	9		5	Y			08/2021		\$330.00
1874	OKLA CITY CAPITOLHILL	12/31/1931	Active	11	0	1	-8.33%	13	3	0	Y	2		07/2025		
1877	OKLAHOMA CITY NORTHWEST	08/23/1961	Active	25	3	0	13.64%	24		1	Y		N	10/2025	90+ Days	
	Exc Award (06/30/2016)															
1880	OKLAHOMA CITY WEST SIDE	04/24/1951	Active	15	0	0	0.00%	15		5	Y		N	11/2025		\$383.32
108808	PAULS VALLEY	06/25/2010	Active	5	0	0	0.00%	13		10	N			09/2021		
1882	POCASSET	06/01/1967	Active	29	0	3	-9.38%	30	14	0	Y		N	04/2018		
1883	PURCELL	04/22/1947	Active(1)	11	0	0	0.00%	11		13	Y	4	N			
1884	RUSH SPRINGS	05/13/1932	Active	16	0	0	0.00%	16		4	N	2				
1730	SEMINOLE	04/30/1935	Active	56	3	2	1.82%	54	7	1	Y		N	09/2025		
	Exc Award (06/30/2018)															
1885	SHAWNEE	12/21/1919	Active	26	0	0	0.00%	27		6	Y	2	N	11/2025	90+ Days	\$300.00
	Exc Award (06/30/2020)															
1887	SURREY HILLS	04/26/1973	Active	15	0	0	0.00%	18		7	N			09/2018		
1888	THE VILLAGE	03/11/1953	Active	17	0	0	0.00%	17		16	N	None		03/2019		\$60.00
1734	TISHOMINGO	03/07/1955	Active	19	0	0	0.00%	19		16	N	None		10/2020		
1890	UNION CITY	04/18/1958	Active	20	0	2	-9.09%	21	2	1	Y		N	04/2019		
1787	VELMA ALMA	10/14/1952	Status Quo(1)	12	0	0	0.00%	12		14	N	None		08/2022	90+ Days	
1892	WANETTE	04/27/1965	Status Quo(1)	9	0	0	0.00%	9		5	Y		IP	04/2025	90+ Days	
1789	WAURIKA	02/04/1946	Active	8	0	1	-11.11%	12	50	1	Y			02/2019		
1736	WEWOKA	06/24/1926	Active	21	2	0	10.53%	19		0	Y		N	10/2023		\$250.00



Club Health Assessment for District 3 SW through November 2025

				Status		Membership					Reports				Finance	LCIF
Club Number	Club Name	Charter Date	Times in Status Quo in Past 2 Years	Current Member Count **	YTD Members Added	YTD Members Dropped	YTD Net Growth% ***	Member Count 1 Year Ago	Dropped Members Avg.Length of Service	Months Since Membership Update	Current Officers Reported ****	Current President Repeated Term	VP Reported *****	Last Date Reported Service (mm/yyyy)	Account Balance	YTD Donations

Clubs Cancelled Previous Fiscal Year – Clubs Cancelled within last 12 months may be reinstated

Club Number	Club Name	Charter Date	Current Status*	Cancellation Date
1723	KONAWA	09/23/1927	Cancelled(8*)	12/30/2024
30319	LAWTON N E	03/11/1975	Cancelled(6*)	08/29/2024
1860	LINDSAY	04/07/1947	Cancelled(8*)	12/30/2024
1775	LONE WOLF	01/09/1950	Cancelled(8*)	12/30/2024
1778	MARIETTA	11/06/1946	Cancelled(8*)	12/30/2024
123242	Newcastle Community	09/30/2014	Cancelled(8*)	12/30/2024

Current Total Clubs Count	YTD New Clubs Count	YTD Cancelled Clubs Count	YTD Net Club Gain	Current Total Members Count	YTD Add	YTD Drop	YTD Net Growth	YTD Net Growth %	Member Count 12 Months Ago	Average Member Count Per Club	% of Clubs with less than 20 members	% No Officer Report in 12 Months	% of Clubs with balance 90+ days	Number of Clubs in Status Quo	% Status Quo Clubs in Financial Suspension	Number of Cancelled Clubs	Average Cancelled Club Age	Members Lost Due to Cancellation	% of Clubs Cancelled for Non-Financial Reasons
46	0	2	-2	938	64	45	19	2.07%	960	20	54%	7%	22%	3	100%	2	235	0	-150%

* - P - Priority Club. Cancellation Reasons: 1-Objectives/conduct, 2-Non-active club, 5-Non-existing club, 6-Disbanding, 7-Merger, 8-Financial Suspension, 9-District/Multiple District Dues.

** Red denotes below 15 active members.

*** Red denotes 20% + loss.

**** Y - all 3 (President, Secretary, Treasurer) club officers reported, N - not all 3 reported.

***** Abbreviation: N-New, IP-Immediate Past, R-Repeat.



Club Health Assessment for District 4 C1 through November 2025

			Status	Membership						Reports				Finance		LCIF
Club Number	Club Name	Charter Date	Times in Status Quo in Past 2 Years	Current Member Count **	YTD Members Added	YTD Members Dropped	YTD Net Growth% ***	Member Count 1 Year Ago	Dropped Members Avg.Length of Service	Months Since Membership Update	Current Officers Reported ****	Current President Repeated Term	VP Reported *****	Last Date Reported Service (mm/yyyy)	Account Balance	YTD Donations
Clubs less than two years old																
171427	Shasta County Cyber	05/24/2024	Active	17	0	1	-5.56%	21	1	2	Y	3	R	04/2025		
Clubs more than two years old																
1941	ALTURAS	10/17/1941	Active	7	0	3	-30.00%	11	3	1	Y	6	N	11/2025		
Exc Award (06/30/2017)																
1942	ANDERSON	04/11/1956	Active	14	0	0	0.00%	15		9	Y		N	05/2025	90+ Days	\$2,937.35
1946	BURNEY	05/09/1946	Active	32	0	0	0.00%	32		10	Y			02/2022		
1949	CHICO BREAKFAST	02/12/1954	Active	18	0	0	0.00%	25		5	Y			09/2025		
1951	COLUSA	05/21/1929	Active	34	0	3	-8.11%	25	6	1	Y	2	R	11/2025		
1953	COTTONWOOD	12/14/1943	Active	22	6	1	29.41%	19	0	3	Y	3		06/2025	90+ Days	
1971	ENTERPRISE	05/15/1970	Active	18	0	1	-5.26%	22	54	1	Y		N	11/2025		
1955	ETNA	04/29/1935	Active	15	0	0	0.00%	16		0	Y		R	11/2025		
Exc Award (06/30/2023)																
82586	ETNA SCOTT VALLEY LIONESS	06/11/2004	Active	9	2	0	28.57%	6		0	Y	2	N	11/2025		
1956	FALL RIVER MILLS	02/17/1948	Status Quo(1)	15	0	0	0.00%	15		9	Y	3	R	11/2022	90+ Days	
52188	FOREST RANCH	11/25/1991	Active	20	0	3	-13.04%	22	18	0	Y	2	N	10/2025		
64280	FORT JONES	05/14/2001	Active	31	0	1	-3.13%	32	6	2	Y		N	11/2025		
Exc Award (06/30/2021, 06/30/2023)																
1957	GRIDLEY	12/03/1945	Active	29	2	0	7.41%	27		2	Y		N	10/2025	90+ Days	\$500.00
45867	HAMILTON CITY	03/21/1986	Active	27	0	1	-3.57%	27	39	4	Y			07/2020		
38253	HAYFORK	04/10/1980	Active	20	8	0	66.67%	12		1	Y	2	R	09/2025		
30759	LAKEHEAD	05/06/1975	Active(2)	36	0	0	0.00%	41		5	Y	3	R	04/2025		
1959	LINDA	01/08/1954	Active	16	1	4	-15.79%	21	26	1	Y	3	R	11/2025		
1960	LIVE OAK	11/25/1953	Active	11	0	0	0.00%	12		6	Y	3		11/2025		
42634	LOMA RICA FOOTHILL	05/03/1983	Active	95	4	3	1.06%	93	6	1	Y		N	11/2025		\$1,000.00
Exc Award (06/30/2024)																
1962	MERIDIAN	06/28/1939	Active	15	0	0	0.00%	15		41	Y		R			
46952	PALO CEDRO	02/24/1987	Active	11	0	0	0.00%	16		5	Y	2	R	06/2025		



Club Health Assessment for District 4 C1 through November 2025

			Membership							Reports				Finance		LCIF			
Club Number	Club Name	Charter Date	Status	Current Member Count **	YTD Members Added	YTD Members Dropped	YTD Net Growth% ***	Member Count 1 Year Ago	Dropped Members Avg.Length of Service	Months Since Membership Update	Current Officers Reported ****	Current President Repeated Term	VP Reported *****	Last Date Reported Service (mm/yyyy)	Account Balance	YTD Donations			
			Times in Status Quo in Past 2 Years																
1966	PARADISE HOST	03/17/1940	Active	39	1	0	2.63%	43		4	Y		N	11/2025	90+ Days	\$150.00			
Exc Award (06/30/2018)																			
1967	QUINCY	06/27/1946	Active	5	0	0	0.00%	5		12	Y	8		09/2023					
1970	REDDING BREAKFAST	02/04/1964	Active	22	2	1	4.76%	22	54	2	Y		N	11/2025					
1969	REDDING HOST	09/21/1938	Active	15	0	1	-6.25%	33	50	3	Y		N	10/2025					
1973	SHASTA LAKE L C	02/11/1969	Active(3)	12	0	0	0.00%	5		7	Y	12		12/2019					
1975	SUTTER	05/12/1960	Active	37	1	0	2.78%	32		3	Y		N	08/2025					
30921	TRINITY LAKE	06/16/1975	Active	13	2	0	18.18%	11		4	Y	3		10/2025					
1977	WEAVERVILLE	03/03/1959	Active	41	4	0	10.81%	38		1	N	None	N	11/2025					
1979	WHEATLAND	12/15/1948	Active	25	11	5	31.58%	19	11	2	N	2	R	11/2025					
1981	WILLOWS	04/04/1956	Active	16	3	0	23.08%	14		0	Y		N	11/2025					
1982	YREKA HOST	03/02/1925	Active	13	0	0	0.00%	20		6	Y		R	11/2025					
Exc Award (06/30/2023, 06/30/2024)																			
33293	YUBA CITY PEACH BOWL	02/11/1977	Active	25	3	2	4.17%	25	15	0	Y		N	03/2025	90+ Days				
82605	YUBA CITY SUNSET BUTTES	06/14/2004	Active	19	0	2	-9.52%	20	4	1	Y		N	11/2024	90+ Days				
Current Total Clubs Count	YTD New Clubs Count	YTD Cancelled Clubs Count	YTD Net Club Gain	Current Total Members Count	YTD Add	YTD Drop	YTD Net Growth %	Member Count 12 Months Ago	Average Member Count Per Club	% of Clubs with less than 20 members	% No Officer Report in 12 Months	% of Clubs with balance 90+ days	Number of Clubs in Status Quo	% Status Quo Clubs in Financial Suspension	Number of Cancelled Clubs	Average Cancelled Club Age	Members Lost Due to Cancellation	% of Clubs Cancelled for Non-Financial Reasons	
35	0	0	0	794	50	32	18	2.32%	812	23	54%	0%	20%	1	100%	0	0	0	0%

* - P - Priority Club. Cancellation Reasons: 1-Objectives/conduct, 2-Non-active club, 5-Non-existing club, 6-Disbanding, 7-Merger, 8-Financial Suspension, 9-District/Multiple District Dues.

** Red denotes below 15 active members.

*** Red denotes 20% + loss.

**** Y - all 3 (President, Secretary, Treasurer) club officers reported, N - not all 3 reported.

***** Abbreviation: N-New, IP-Immediate Past, R-Repeat.




Club Health Assessment for District 4 C2 through November 2025

			Status	Membership						Reports				Finance		LCIF
Club Number	Club Name	Charter Date	Times in Status Quo in Past 2 Years	Current Member Count **	YTD Members Added	YTD Members Dropped	YTD Net Growth% ***	Member Count 1 Year Ago	Dropped Members Avg.Length of Service	Months Since Membership Update	Current Officers Reported ****	Current President Repeated Term	VP Reported *****	Last Date Reported Service (mm/yyyy)	Account Balance	YTD Donations
Clubs more than two years old																
1985	AMERICAN CANYON L C	09/28/1972	Active	10	0	0	0.00%	13		11	N	None		08/2021		
1986	ANDERSON VALLEY	11/06/1950	Active	33	1	0	3.13%	31		2	Y	8	R	09/2024		
1989	BENICIA	05/26/1969	Active	25	2	1	4.17%	27	3	2	Y			11/2025		\$1,949.00
	Exc Award (06/30/2023)															
1990	BRIONES L C	03/22/1966	Active	18	2	1	5.88%	24	1	1	Y	3	R	07/2017		
1994	CLOVERDALE	11/29/1950	Active	67	0	0	0.00%	72		0	Y		N	02/2025		
	Exc Award (06/30/2018)															
1996	CORTE MADERA	08/30/1951	Active	62	2	14	-16.22%	71	8	0	N	None	N	03/2019		
1997	COTATI	07/25/1951	Active	6	1	0	20.00%	5		2	Y	7	R	07/2019		
1999	DIXON	04/09/1954	Active	34	2	3	-2.86%	35	17	4	Y			04/2022	90+ Days	
2001	EUREKA HOST	04/03/1928	Active	7	0	1	-12.50%	11	9	2	Y		N	12/2021		
	Exc Award (06/30/2018)															
2005	FAIRFIELD HOST	08/06/1924	Active	16	1	0	6.67%	21		1	Y		N	06/2025		
	Exc Award (06/30/2025)															
2008	FERNDALE	05/09/1938	Active	16	2	1	6.67%	16	32	1	Y	4	R	10/2024		
2009	FORT BRAGG MENDOCINO	05/17/1938	Active	9	0	1	-10.00%	14	17	4	Y		R	04/2025		
30758	GUALALA	05/06/1975	Active	46	4	0	9.52%	41		1	Y		N	08/2021		
2012	ISLETON	09/17/1953	Cancelled(6*)	0	0	13	-100.00%	13	17	0	N	None		06/2019		
2013	KELSEYVILLE	02/12/1953	Active	18	0	0	0.00%	18		4	Y		R	07/2021		
31985	LAKEPORT EARLY LAKE	04/12/1976	Active	15	0	0	0.00%	15		3	N		N	02/2019		
	Exc Award (06/30/2021)															
2015	LAKESHORE	04/15/1947	Active	27	0	0	0.00%	25		5	Y	2	N	12/2015		
58952	LARKSPUR CHAMPIONS	12/30/1996	Active	23	0	0	0.00%	25		7	Y	3		12/2020		
2018	LAYTONVILLE	01/15/1954	Active	16	0	0	0.00%	15		7	Y				90+ Days	
142961	Laytonville Long Valley Lioness	10/08/2020	Active	10	0	0	0.00%	6		4	Y			04/2025		
2021	MC KINLEYVILLE	03/01/1962	Active	12	1	0	9.09%	14		3	Y	4	R	09/2025		
2023	MIDDLETOWN	06/03/1957	Active	52	0	0	0.00%	52		2	Y	7	R	05/2019		
2026	MOUNTAIN	02/03/1964	Active	23	3	2	4.55%	22	3	1	Y	4	R	02/2022		



Club Health Assessment for District 4 C2 through November 2025

			Status	Membership						Reports				Finance	LCIF	
Club Number	Club Name	Charter Date	Times in Status Quo in Past 2 Years	Current Member Count **	YTD Members Added	YTD Members Dropped	YTD Net Growth% ***	Member Count 1 Year Ago	Dropped Members Avg.Length of Service	Months Since Membership Update	Current Officers Reported ****	Current President Repeated Term	VP Reported *****	Last Date Reported Service (mm/yyyy)	Account Balance	YTD Donations
52147	NAPA GREATER NAPA VALLEY	11/08/1991	Active	13	0	0	0.00%	12		8	Y	5	R	12/2022		\$200.00
2030	NOVATO	10/09/1946	Active	6	0	0	0.00%	9		5	Y			05/2025		
29354	PETALUMA 7-11	05/29/1974	Active	18	0	0	0.00%	18		5	Y		N	09/2025		
2032	PETALUMA HOST	11/11/1925	Active	8	0	0	0.00%	8		13	Y		N			
2035	RIO VISTA	01/28/1938	Active	35	7	0	25.00%	38		0	Y		N	08/2025		\$1,000.00
Exc Award (06/30/2018, 06/30/2023)																
2038	ROUND VALLEY L C	03/18/1971	Active	13	2	0	18.18%	11		4	Y		N	09/2025	90+ Days	
2042	SAN GERONIMO VALLEY	12/10/1957	Active	44	1	0	2.33%	52		4	Y		N	08/2020		
2043	SAN RAFAEL HOST	09/29/1922	Active	17	0	1	-5.56%	18	2	4	Y	2	N	10/2024		\$100.00
38118	SAN RAFAEL LAS GALLINAS	03/18/1980	Active	40	1	0	2.56%	39		2	N		N	01/2025		
2045	SANTA ROSA AND MONTGOMERY VILLAGE	01/18/1923	Active	36	3	0	9.09%	40		0	Y		N	07/2025		\$6,000.00
133975	Santa Rosa Kasthamandap	03/05/2018	Active	22	2	0	10.00%	39		3	Y		N	05/2025		
84782	SANTA ROSA ROSELAND LIONS & LIONESS	01/25/2005	Active(1)	7	7	0	100.00%	7		3	Y			02/2015		
2046	SAUSALITO	04/08/1927	Active	48	1	1	0.00%	44	1	2	Y	2	R	09/2025		\$136.00
31986	SEBASTOPOL GRAVENSTEIN	04/12/1976	Active	14	1	0	7.69%	13		0	Y	3	R	05/2024		
31528	SIX RIVERS	01/05/1976	Active	29	0	2	-6.45%	31	1	1	Y	4				
31235	TRINIDAD	10/17/1975	Active	13	0	0	0.00%	12		9	Y	5	R	05/2019		
2050	UKIAH HOST	12/14/1926	Active	45	0	0	0.00%	45		3	Y		N	01/2024	90+ Days	
2051	UKIAH REDWOOD EMPIRE	09/08/1970	Active	17	1	1	0.00%	22	9	2	Y	4	R	08/2019		
29355	VALLEJO EXECUTIVE	05/29/1974	Active	26	3	2	4.00%	25	25	4	N	None	N			\$301.80
2057	VALLEY OF THE MOON	10/07/1947	Active	16	0	0	0.00%	18		5	Y			10/2025		\$5,000.00
2058	WEST MARIN	05/21/1947	Active	17	1	2	-5.56%	16	26	0	Y	11	R	08/2025		
2059	WILLITS	11/29/1926	Active	27	6	5	3.85%	26	5	0	Y	5	R	07/2024	90+ Days	\$25.00
30943	WINDSOR	06/26/1975	Active	22	0	1	-4.35%	18	1	0	Y	5	R	04/2017		

Clubs Cancelled Previous Fiscal Year – Clubs Cancelled within last 12 months may be reinstated

Club Number	Club Name	Charter Date	Current Status*	Cancellation Date
106460	GARBERVILLE	08/31/2009	Cancelled(6*)	12/30/2024



* - P - Priority Club. Cancellation Reasons: 1-Objectives/conduct, 2-Non-active club, 5-Non-existing club, 6-Disbanding, 7-Merger, 8-Financial Suspension, 9-District/Multiple District Dues.
 ** Red denotes below 15 active members.
 *** Red denotes 20% + loss.
 **** Y - all 3 (President, Secretary, Treasurer) club officers reported, N - not all 3 reported.
 ***** Abbreviation: N-New, IP-Immediate Past, R-Repeat.



Club Health Assessment for District 4 C3 through November 2025

			Status	Membership						Reports				Finance	LCIF	
Club Number	Club Name	Charter Date	Times in Status Quo in Past 2 Years	Current Member Count **	YTD Members Added	YTD Members Dropped	YTD Net Growth***	Member Count 1 Year Ago	Dropped Members Avg.Length of Service	Months Since Membership Update	Current Officers Reported ****	Current President Repeated Term	VP Reported *****	Last Date Reported Service (mm/yyyy)	Account Balance	YTD Donations
Clubs less than two years old																
183403	East Bay Special Interest Cyber	07/10/2025	Active	42	42	0	100.00%	0		4	Y		N	08/2025		
158109	El Sobrante Machhapuchhre	05/02/2024	Active	12	4	0	50.00%	20		1	Y		N	08/2025		\$50.00
179193	Pittsburg LCVI	12/16/2024	Active	22	0	0	0.00%	0		5	Y	2		08/2025		
181768	San Leandro	06/14/2025	Active	21	0	0	0.00%	0		0	Y	2				
Clubs more than two years old																
2061	ALAMEDA BREAKFAST	04/26/1962	Active	6	0	0	0.00%	6		5	Y		N	10/2025		\$1,000.00
141291	Alameda Yeti	04/02/2020	Active(2)	3	0	0	0.00%	11		11	N	None		06/2023		
2062	ALBANY	07/15/1943	Active	26	0	0	0.00%	25		1	Y	2	R	07/2025		\$2,200.00
	Exc Award (06/30/2021, 06/30/2023, 06/30/2024, 06/30/2025)															
40848	AMADOR VALLEY	02/22/1982	Active	20	0	0	0.00%	20		6	N	None		12/2022		
2063	AMBROSE PITTSBURG	07/30/1952	Active	15	0	0	0.00%	16		5	Y	7	R	10/2023		
2064	ANTIOCH	10/29/1945	Active	12	0	0	0.00%	14		10	Y	2		05/2023		
138868	Antioch Rivertown Veterans	06/29/2019	Active	22	0	1	-4.35%	28	2	2	Y	2		11/2025		\$730.00
	Exc Award (06/30/2021)															
2065	BERKELEY	06/04/1919	Active	39	0	1	-2.50%	43	5	3	Y	2	R	11/2024		
	Exc Award (06/30/2021)															
96811	BERKELEY ANNAPURNA	03/30/2006	Active	53	2	0	3.92%	61		0	Y		R	08/2024		\$50.00
	Exc Award (06/30/2021, 06/30/2022)															
132066	Berkeley Laligurans	07/11/2017	Active(1)	4	0	0	0.00%	9		11	N	None		01/2025		
126107	Berkeley Makalu	11/12/2015	Active	23	0	0	0.00%	24		1	N		N	08/2025		\$50.00
	Exc Award (06/30/2021, 06/30/2023)															
2067	BETHEL ISLAND	02/22/1962	Active	17	0	0	0.00%	14		2	Y	11	R	11/2025		
2068	BRENTWOOD	09/09/1929	Active	53	6	1	10.42%	51	32	0	Y		N	10/2025		\$168.00
	Exc Award (06/30/2022, 06/30/2023)															
53347	BYRON DELTA	06/29/1992	Active	76	3	7	-5.00%	72	5	2	Y		R	11/2025		\$1,275.00
	Exc Award (06/30/2021, 06/30/2024)															
148928	Concord NorCal Helping Hands	12/10/2021	Active	19	0	2	-9.52%	20	1	2	Y		N	08/2025		



Club Health Assessment for District 4 C3 through November 2025

			Status	Membership					Reports					Finance	LCIF	
Club Number	Club Name	Charter Date	Times in Status Quo in Past 2 Years	Current Member Count **	YTD Members Added	YTD Members Dropped	YTD Net Growth***	Member Count 1 Year Ago	Dropped Members Avg.Length of Service	Months Since Membership Update	Current Officers Reported ****	Current President Repeated Term	VP Reported *****	Last Date Reported Service (mm/yyyy)	Account Balance	YTD Donations
2075	CROCKETT	10/21/1928	Active	38	1	0	2.70%	39		0	Y		N	11/2025		\$250.00
	Exc Award (06/30/2023)															
2076	DANVILLE	06/17/1940	Active	15	0	0	0.00%	13		3	Y	4		06/2025	90+ Days	
29073	DAWN BREAKERS	04/22/1974	Active	15	0	0	0.00%	16		3	Y		IP	10/2024	90+ Days	
42635	DISCOVERY BAY	05/13/1983	Active	57	11	0	23.91%	37		0	Y		N	06/2025		
132739	East Bay Mugunghwa Centennial	09/29/2017	Active(1)	3	0	0	0.00%	4		11	N	None		05/2022		
2077	EL CERRITO	12/16/1927	Active	10	0	0	0.00%	10		23	Y	8	N	11/2024		
123324	Fremont Sagarmatha	10/15/2014	Active	8	0	1	-11.11%	14	2	0	Y		R	08/2025		\$50.00
	Exc Award (06/30/2021, 06/30/2022)															
124953	HAYWARD SILICON VALLEY	06/12/2015	Active	23	0	1	-4.17%	23	7	0	Y			10/2025		
	Exc Award (06/30/2021, 06/30/2022)															
2082	LIVERMORE	08/21/1924	Active	27	4	4	0.00%	27	1	2	Y	16		10/2025		
	Exc Award (06/30/2018, 06/30/2021, 06/30/2024)															
2083	MARTINEZ	09/02/1932	Active	12	0	0	0.00%	12		17	Y	23	R	11/2025		
	Exc Award (06/30/2021)															
145908	Martinez Lady	06/07/2021	Active	21	1	18	-44.74%	42	3	2	Y	3	N	04/2025		
2084	MORAGA	08/16/1956	Active	25	4	1	13.64%	23	1	0	Y		N	10/2025	90+ Days	
2088	OAKLAND CHINATOWN	03/25/1954	Active	39	4	0	11.43%	33		1	Y		N	11/2025	90+ Days	\$1,050.00
	Exc Award (06/30/2023, 06/30/2024, 06/30/2025)															
144343	Oakland Feed The Need	12/29/2020	Active	23	7	6	4.55%	25	2	1	Y		N	11/2025		\$1,000.00
2099	PLEASANT HILL	10/09/1952	Active	18	2	2	0.00%	15	43	2	Y	6	R	09/2025	90+ Days	
	Exc Award (06/30/2023)															
2100	PLEASANTON	04/09/1930	Active	55	0	0	0.00%	56		8	Y		N	07/2025		
	Exc Award (06/30/2022)															
2102	RICHMOND-PINOLE	04/06/1921	Active	11	0	0	0.00%	11		3	Y	3	R	12/2024		\$730.00
2104	RODEO	08/17/1955	Active	4	0	0	0.00%	4		9	Y	22		04/2024		
2110	UNION CITY	01/14/1963	Active	32	0	0	0.00%	34		9	Y		R	04/2025		
2112	WALNUT CREEK DIABLO VALLEY	04/12/1962	Active	15	0	1	-6.25%	15	15	1	Y	3	R	07/2025		
2113	WALNUT CREEK ROSSMOOR	02/08/1966	Active	25	3	1	8.70%	22	21	3	Y	3		06/2025	90+ Days	



Club Health Assessment for District 4 C3 through November 2025

INTERNATIONAL

Club Number	Club Name	Charter Date	Status	Membership						Reports				Finance	LCIF	
			Times in Status Quo in Past 2 Years	Current Member Count **	YTD Members Added	YTD Members Dropped	YTD Net Growth***	Member Count 1 Year Ago	Dropped Members Avg.Length of Service	Months Since Membership Update	Current Officers Reported ****	Current President Repeated Term	VP Reported *****	Last Date Reported Service (mm/yyyy)	Account Balance	YTD Donations
30411	WALNUT CREEK YGNACIO VALLEY Exc Award (06/30/2021)	03/10/1975	Active	21	0	1	-4.55%	23	26	3	Y	2	N	01/2025		

Clubs Cancelled Previous Fiscal Year – Clubs Cancelled within last 12 months may be reinstated

Club Number	Club Name	Charter Date	Current Status*	Cancellation Date
146011	Byron Delta Cubs	06/11/2021	Cancelled(6*)	09/29/2024

Current Total Clubs Count	YTD New Clubs Count	YTD Cancelled Clubs Count	YTD Net Club Gain	Current Total Members Count	YTD Add	YTD Drop	YTD Net Growth	YTD Net Growth %	Member Count 12 Months Ago	Average Member Count Per Club	% of Clubs with less than 20 members	% No Officer Report in 12 Months	% of Clubs with balance 90+ days	Number of Clubs in Status Quo	% Status Quo Clubs in Financial Suspension	Number of Cancelled Clubs	Average Cancelled Club Age	Members Lost Due to Cancellation	% of Clubs Cancelled for Non-Financial Reasons
41	1	0	1	982	94	48	46	4.91%	932	24	44%	10%	15%	0	0%	0	0	0	0%

* - P - Priority Club. Cancellation Reasons: 1-Objectives/conduct, 2-Non-active club, 5-Non-existing club, 6-Disbanding, 7-Merger, 8-Financial Suspension, 9-District/Multiple District Dues.

** Red denotes below 15 active members.

*** Red denotes 20% + loss.

**** Y - all 3 (President, Secretary, Treasurer) club officers reported, N - not all 3 reported.

***** Abbreviation: N-New, IP-Immediate Past, R-Repeat.



Club Health Assessment for District 4 C4 through November 2025

			Status	Membership						Reports				Finance		LCIF
Club Number	Club Name	Charter Date	Times in Status Quo in Past 2 Years	Current Member Count **	YTD Members Added	YTD Members Dropped	YTD Net Growth% ***	Member Count 1 Year Ago	Dropped Members Avg.Length of Service	Months Since Membership Update	Current Officers Reported ****	Current President Repeated Term	VP Reported *****	Last Date Reported Service (mm/yyyy)	Account Balance	YTD Donations
Clubs less than two years old																
188965	Bay Area Elite Longevity Planning	08/12/2025	Active	20	20	0	100.00%	0		3	Y				90+ Days	
189161	Bay Area Mid Peninsula Aloha	08/18/2025	Active	21	21	0	100.00%	0		3	Y			10/2025		
181312	Redwood City Financial Innovation	04/11/2025	Active	19	0	1	-5.00%	0	3	2	Y	2	R	06/2025		
190248	San Francisco Bay Area Educators Cyber	09/30/2025	Newly Chartered	21	21	0	100.00%	0		0	Y		IP	11/2025		
157190	San Francisco Bay Area Real Estate	03/20/2024	Active	11	0	0	0.00%	22		3	Y	3		11/2025		
185772	San Francisco Chinese Arts Association	08/08/2025	Active	20	20	0	100.00%	0		3	Y				90+ Days	
185771	San Francisco Global Charity Federation	07/11/2025	Active	20	20	0	100.00%	0		0	Y			11/2025		
185773	Silicon Valley Vajra	07/11/2025	Active	20	20	0	100.00%	0		4	Y			10/2025		
Clubs more than two years old																
143178	Bay Area Global Outreach	10/20/2020	Active	76	10	20	-11.63%	76	15	0	Y		N	11/2025		
	Exc Award (06/30/2021, 06/30/2022, 06/30/2023, 06/30/2025)															
108466	BAY AREA SPECIAL OLYMPICS	05/25/2010	Active	17	1	0	6.25%	19		1	Y	2	R	10/2025		\$1,395.00
2115	BRISBANE	07/06/1948	Active	51	0	0	0.00%	49		5	Y		N	08/2024		
	Exc Award (06/30/2018)															
2116	BURLINGAME	06/20/1929	Active	39	1	2	-2.50%	41	21	0	Y		N	07/2025	90+ Days	\$1,000.00
2117	DALY CITY HOST	02/26/1941	Active	33	3	3	0.00%	32	13	0	Y		R	11/2025		
	Exc Award (06/30/2019, 06/30/2021)															
2120	FOSTER CITY	01/24/1967	Active	44	4	2	4.76%	38	22	0	Y		N	11/2025		
	Exc Award (06/30/2022, 06/30/2025)															
142995	Foster City Bair Island Cyber	10/10/2020	Active	36	2	0	5.88%	27		1	Y		N	11/2025		
	Exc Award (06/30/2021, 06/30/2022)															
2121	HALF MOON BAY	01/16/1947	Active	40	1	1	0.00%	40	21	0	Y		N	11/2025		\$300.00
	Exc Award (06/30/2023, 06/30/2024)															
2123	MENLO PARK LIVE OAK	02/26/1962	Active	39	0	0	0.00%	40		5	Y	2	R	10/2025		
	Exc Award (06/30/2023)															
2124	MILLBRAE	01/04/1938	Active	67	1	6	-6.94%	73	24	0	Y		N	11/2025		



Club Health Assessment for District 4 C4 through November 2025

			Status	Membership						Reports				Finance		LCIF
Club Number	Club Name	Charter Date	Times in Status Quo in Past 2 Years	Current Member Count **	YTD Members Added	YTD Members Dropped	YTD Net Growth% ***	Member Count 1 Year Ago	Dropped Members Avg.Length of Service	Months Since Membership Update	Current Officers Reported ****	Current President Repeated Term	VP Reported *****	Last Date Reported Service (mm/yyyy)	Account Balance	YTD Donations
Exc Award (06/30/2018, 06/30/2022)																
2125	PACIFICA	01/13/1949	Active	23	0	2	-8.00%	25	24	0	Y	2	N	11/2025		\$500.00
115782	PENINSULA SPECIAL INTEREST	01/17/2012	Active	15	0	1	-6.25%	25	18	4	Y		N	09/2025		
Exc Award (06/30/2019, 06/30/2022)																
116520	PENINSULA VETERANS	04/04/2012	Active	33	0	0	0.00%	35		5	Y	2	N	11/2025		\$20.00
Exc Award (06/30/2021, 06/30/2022)																
2130	REDWOOD CITY SUNRISE	11/02/1966	Active	8	0	0	0.00%	8		7	Y	5	R	07/2025		
51819	REDWOOD SHORES	06/28/1991	Active	25	0	1	-3.85%	24	23	3	Y		N	11/2025		
Exc Award (06/30/2023)																
2131	SAN BRUNO	09/03/1943	Active	39	3	5	-4.88%	45	8	2	Y		N	11/2025		\$10,490.00
Exc Award (06/30/2018, 06/30/2019, 06/30/2021, 06/30/2023)																
2132	SAN CARLOS	03/18/1938	Active	58	0	5	-7.94%	73	10	2	Y		N	10/2025		\$8,610.00
Exc Award (06/30/2019, 06/30/2023)																
45055	SAN FRAN OCEAN INGLESIDE	06/07/1985	Active	8	1	7	-42.86%	15	4	0	Y		N	09/2025		
Exc Award (06/30/2021, 06/30/2022, 06/30/2023, 06/30/2024)																
127600	San Francisco Bay Area	05/31/2016	P- Active	38	0	0	0.00%	40		3	Y	3		06/2025		
64165	SAN FRANCISCO BAY AREA NEW CENTURY	04/09/2001	Active	3	0	0	0.00%	6		5	Y	16		05/2025		
98625	SAN FRANCISCO BAYVIEW HUNTERS POINT	02/22/2007	Active	10	0	0	0.00%	10		13	Y	4		09/2024		
2134	SAN FRANCISCO CHINATOWN	05/14/1952	Active	75	2	5	-3.85%	72	7	1	Y		N	10/2025		\$1,000.00
Exc Award (06/30/2016, 06/30/2021, 06/30/2022, 06/30/2023, 06/30/2024)																
136895	San Francisco Cosmopolitan	11/29/2018	Active	33	2	0	6.45%	39		1	Y		N	09/2025		
Exc Award (06/30/2019)																
129687	San Francisco Dynamic	12/27/2016	Active	34	7	0	25.93%	32		3	Y		N	11/2025		\$1,000.00
Exc Award (06/30/2022, 06/30/2024)																
2135	SAN FRANCISCO FIL AM	06/02/1971	Active	55	3	0	5.77%	59		0	Y		R	11/2025		
Exc Award (06/30/2016, 06/30/2020, 06/30/2021, 06/30/2022, 06/30/2023)																
144468	San Francisco Friends Cyber	12/28/2020	Active	21	7	1	40.00%	14	0	0	Y		R	11/2025		
2136	SAN FRANCISCO GENEVA-EXCELSIOR	12/13/1950	Active	18	1	1	0.00%	18	33	0	Y	3	R	11/2025		



Club Health Assessment for District 4 C4 through November 2025

			Status	Membership						Reports				Finance	LCIF	
Club Number	Club Name	Charter Date	Times in Status Quo in Past 2 Years	Current Member Count **	YTD Members Added	YTD Members Dropped	YTD Net Growth% ***	Member Count 1 Year Ago	Dropped Members Avg.Length of Service	Months Since Membership Update	Current Officers Reported ****	Current President Repeated Term	VP Reported *****	Last Date Reported Service (mm/yyyy)	Account Balance	YTD Donations
150549	San Francisco Global Art Cyber	05/08/2022	Active	20	0	2	-9.09%	22	3	3	Y	5		02/2025		
141756	San Francisco Global Business	06/26/2020	Active	28	0	0	0.00%	28		3	Y	7	R	07/2025		
	Exc Award (06/30/2022)															
149636	San Francisco Global Health Care Cyber	02/01/2022	Active	21	0	0	0.00%	28		6	Y	4	R	12/2024		
147738	San Francisco Healthcare Providers Cyber	09/02/2021	Active	36	3	1	5.88%	47	3	0	Y		N	11/2025		
53644	SAN FRANCISCO HIGHLANDS	09/04/1992	Active	13	0	0	0.00%	16		5	Y		N	06/2025		
2133	SAN FRANCISCO HOST	03/30/1920	Active	31	3	0	10.71%	34		0	Y		N	11/2025		
	Exc Award (06/30/2016)															
143897	San Francisco Keystone	12/15/2020	Active	11	0	0	0.00%	11		4	Y		N	10/2024		
53787	SAN FRANCISCO KOREAN AMERICAN	11/09/1992	Active	39	0	1	-2.50%	47	16	4	Y		N	11/2024		
	Exc Award (06/30/2021, 06/30/2022, 06/30/2023)															
117165	SAN FRANCISCO LATINOS UNIDOS	06/14/2012	Active	20	0	0	0.00%	31		5	Y	12	R	11/2024		
	Exc Award (06/30/2018, 06/30/2019)															
2137	SAN FRANCISCO MARINA-NO BEACH	09/01/1938	Active	20	3	0	17.65%	19		2	Y	3	R	11/2024		
57453	SAN FRANCISCO MERCED HEIGHTS	10/31/1995	Active	10	0	0	0.00%	10		20	Y	7	R	09/2025		\$80.00
	Exc Award (06/30/2019)															
2139	SAN FRANCISCO NIKKEI	05/03/1961	Active	18	0	0	0.00%	18		17	Y	6	R	03/2025		\$100.00
128852	San Francisco Nueva Vizcaya	09/08/2016	Active	13	0	13	-50.00%	26	6	1	Y		N	09/2024		
2142	SAN FRANCISCO PARK PRESIDIO SUNSET	06/07/1944	Active	24	0	0	0.00%	20		11	Y	6		10/2024		
96837	SAN FRANCISCO PREMIER	04/03/2006	Active	50	6	0	13.64%	45		1	Y		N	11/2025		
	Exc Award (06/30/2022, 06/30/2023, 06/30/2024)															
128334	San Francisco Unified	07/26/2016	Active	52	5	1	8.33%	93	9	2	Y		N	08/2025		
	Exc Award (06/30/2019, 06/30/2022, 06/30/2024)															
121507	San Francisco Veterans	03/12/2014	Active	27	0	0	0.00%	23		6	Y	4	R	09/2024		
	Exc Award (06/30/2022)															
78492	SAN MATEO	03/15/2004	Active	16	0	0	0.00%	18		11	Y			10/2024	90+ Days	



Club Health Assessment for District 4 C4 through November 2025

INTERNATIONAL

			Status	Membership						Reports				Finance	LCIF	
Club Number	Club Name	Charter Date	Times in Status Quo in Past 2 Years	Current Member Count **	YTD Members Added	YTD Members Dropped	YTD Net Growth% ***	Member Count 1 Year Ago	Dropped Members Avg.Length of Service	Months Since Membership Update	Current Officers Reported ****	Current President Repeated Term	VP Reported *****	Last Date Reported Service (mm/yyyy)	Account Balance	YTD Donations
125868	San Mateo County First Responders	09/28/2015	Active	4	0	0	0.00%	4		14	Y	3		11/2024		
97419	SAN MATEO METROPOLITAN	06/28/2006	Active	100	12	29	-14.53%	107	3	1	Y	2	R	09/2025		
	Exc Award (06/30/2022, 06/30/2024)															
125993	Silicon Valley	10/16/2015	Active	28	1	0	3.70%	26		3	Y		N	11/2025		\$900.00
126169	Silicon Valley Cyber	01/18/2016	Active	53	3	2	1.92%	80	5	0	Y			06/2025		
	Exc Award (06/30/2019)															
147623	Silicon Valley Global Innovation	07/18/2021	Active	67	30	2	71.79%	59	0	0	Y	2	N	11/2025	90+ Days	
56297	SO SAN FRANCISCO GOLDEN GATE	12/02/1994	Active	27	1	0	3.85%	34		1	Y	2	R	06/2025		\$1,000.00
	Exc Award (06/30/2022)															
2149	SOUTH SAN FRANCISCO HOST	12/02/1946	Active	13	0	0	0.00%	15		6	Y	9	R	10/2024		\$40.00

Clubs Cancelled Previous Fiscal Year – Clubs Cancelled within last 12 months may be reinstated

Club Number	Club Name	Charter Date	Current Status*	Cancellation Date
126495	Redwood City Downtown Lions Club	01/08/2016	Cancelled(8*)	06/29/2025
96838	SAN FRANCISCO CIRCLE	05/25/2006	Cancelled(8*)	12/30/2024
47944	SAN FRANCISCO HISPANIC	12/14/1987	Cancelled(6*)	11/30/2024

Current Total Clubs Count	YTD New Clubs Count	YTD Cancelled Clubs Count	YTD Net Club Gain	Current Total Members Count	YTD Add	YTD Drop	YTD Net Growth	YTD Net Growth %	Member Count 12 Months Ago	Average Member Count Per Club	% of Clubs with less than 20 members	% No Officer Report in 12 Months	% of Clubs with balance 90+ days	Number of Clubs in Status Quo	% Status Quo Clubs in Financial Suspension	Number of Cancelled Clubs	Average Cancelled Club Age	Members Lost Due to Cancellation	% of Clubs Cancelled for Non-Financial Reasons
60	6	0	6	1,831	238	114	124	7.26%	1,858	31	28%	0%	8%	0	0%	0	0	0	0%

* - P - Priority Club. Cancellation Reasons: 1-Objectives/conduct, 2-Non-active club, 5-Non-existing club, 6-Disbanding, 7-Merger, 8-Financial Suspension, 9-District/Multiple District Dues.

** Red denotes below 15 active members.

*** Red denotes 20% + loss.

**** Y - all 3 (President, Secretary, Treasurer) club officers reported, N - not all 3 reported.

***** Abbreviation: N-New, IP-Immediate Past, R-Repeat.




Club Health Assessment for District 4 C5 through November 2025

			Status	Membership						Reports				Finance	LCIF	
Club Number	Club Name	Charter Date	Times in Status Quo in Past 2 Years	Current Member Count **	YTD Members Added	YTD Members Dropped	YTD Net Growth% ***	Member Count 1 Year Ago	Dropped Members Avg.Length of Service	Months Since Membership Update	Current Officers Reported ****	Current President Repeated Term	VP Reported *****	Last Date Reported Service (mm/yyyy)	Account Balance	YTD Donations
Clubs less than two years old																
176939	Sacramento Antelope Friends of Veterans	08/29/2024	Active	24	0	1	-4.00%	21	4	1	Y	2	R	11/2025		\$20.00
Clubs more than two years old																
2155	AUBURN 49ER Exc Award (06/30/2022)	11/20/1969	Active	25	1	0	4.17%	28		1	N			01/2025		\$20.00
2154	AUBURN HOST	01/11/1927	Active	27	0	0	0.00%	28		0	Y			11/2025		\$1,020.00
2158	COLFAX	05/10/1928	Active	24	0	1	-4.00%	28	12	2	Y	3	R	11/2025		\$20.00
2160	COUNTRY CLUB	06/13/1963	Active	6	0	0	0.00%	14		5	N	None		01/2025		\$1,070.00
118841	DAVIS AGGIE	02/25/2013	Active(1)	9	0	0	0.00%	6		5	Y			11/2025		\$20.00
2163	DELTA L C	03/04/1969	Active	10	1	0	11.11%	9		3	Y	14		10/2024		\$20.00
2164	DOWNIEVILLE	04/22/1938	Active	13	1	0	8.33%	17		4	Y		IP	09/2025		\$70.00
2166	ELK GROVE Exc Award (06/30/2019, 06/30/2022)	02/05/1951	Active	48	1	2	-2.04%	48	2	1	Y		N	10/2025		\$3,434.00
39120	ESPARTO	12/29/1980	Active	12	0	0	0.00%	15		10	Y	9	N	08/2024	90+ Days	\$1,390.00
2170	FOLSOM CITY HOST	04/20/1938	Active(1)	13	1	1	0.00%	15	23	2	Y		IP	09/2025		\$740.00
65496	FOLSOM LAKE Exc Award (06/30/2021, 06/30/2022, 06/30/2023)	06/14/2002	Active	19	0	0	0.00%	19		7	Y		N	09/2025		\$70.00
2171	FORESTHILL Exc Award (06/30/2023)	08/31/1948	Active	43	3	0	7.50%	39		1	Y	2	R	11/2025		\$20.00
2172	GALT Exc Award (06/30/2021)	05/23/1963	Active	24	2	0	9.09%	27		1	Y		N	09/2025		\$20.00
85051	GRASS VALLEY FOOTHILL	03/16/2005	Active	14	0	1	-6.67%	14	20	4	Y		R	09/2025		\$20.00
31987	GRASS VALLEY GOLD COUNTRY Exc Award (06/30/2022)	04/05/1976	Active	11	0	2	-15.38%	15	41	2	Y	2	R	11/2024		\$20.00
2173	GRASS VALLEY HOST	04/19/1928	Active	9	0	4	-30.77%	13	15	4	Y	5		08/2024		\$20.00
34933	HIGGINS DIGGINS L C Exc Award (06/30/2018, 06/30/2019, 06/30/2022)	01/16/1978	Active	42	2	0	5.00%	45		3	Y		N	10/2025		\$520.00
2175	LINCOLN HOST	10/17/1955	Active	10	1	0	11.11%	11		2	Y	4	N	10/2024		\$20.00



Club Health Assessment for District 4 C5 through November 2025

			Status	Membership						Reports				Finance	LCIF	
Club Number	Club Name	Charter Date	Times in Status Quo in Past 2 Years	Current Member Count **	YTD Members Added	YTD Members Dropped	YTD Net Growth% ***	Member Count 1 Year Ago	Dropped Members Avg.Length of Service	Months Since Membership Update	Current Officers Reported ****	Current President Repeated Term	VP Reported *****	Last Date Reported Service (mm/yyyy)	Account Balance	YTD Donations
2176	LOOMIS	10/12/1953	Active	41	1	0	2.50%	40		4	Y		N	10/2024		\$20.00
2177	MEADOW VISTA AREA L C	07/11/1973	Active(1)	23	1	0	4.55%	25		1	Y		N	11/2025		\$820.00
2178	MOTHER LODE	03/18/1948	Active	45	1	2	-2.17%	46	19	4	Y		N	12/2024		\$1,156.52
Exc Award (06/30/2023)																
2179	NEVADA CITY	01/07/1947	Active(1)	5	0	0	0.00%	8		7	N	None		09/2024		\$520.00
36289	PENN VALLEY HI-GRADERS L C	12/11/1978	Active	26	0	0	0.00%	25		6	Y	2		10/2025		\$20.00
Exc Award (06/30/2017, 06/30/2022)																
2183	PLACERVILLE	07/01/1924	Active	15	0	1	-6.25%	16	2	4	Y	4	R	08/2025		\$20.00
54026	PRIDE OF LAGUNA CRK	02/02/1993	Active	36	1	0	2.86%	36		3	Y		R	07/2025		\$130.00
2185	RIO LINDA	08/30/1951	Active	30	1	0	3.45%	34		2	Y	2	R	11/2025		\$130.00
Exc Award (06/30/2022, 06/30/2023, 06/30/2024)																
151155	Rio Linda Elverta Country	06/28/2022	Active	8	0	1	-11.11%	15	3	0	Y	2	R	10/2025		\$20.00
2186	ROCKLIN	04/13/1955	Active	18	6	0	50.00%	13		0	Y	2	R	10/2024		\$40.00
2187	ROSEVILLE HOST	03/04/1925	Active	24	1	1	0.00%	26	4	2	Y		N	09/2025		\$140.00
Exc Award (06/30/2021, 06/30/2022)																
2188	ROSEVILLE SUNRISE	06/03/1969	Active	31	1	1	0.00%	31	15	2	Y		N	11/2025		\$60.00
Exc Award (06/30/2017, 06/30/2022, 06/30/2023, 06/30/2024)																
53907	SACRAMENTO ANTELOPE	12/18/1992	Active	23	0	0	0.00%	26		5	Y		N	11/2025		\$120.00
Exc Award (06/30/2021, 06/30/2022, 06/30/2024)																
153890	Sacramento BeauVita	04/04/2023	Active	87	9	0	11.54%	78		1	Y	2	R	11/2025	90+ Days	\$4,686.00
129945	Sacramento Camellia	01/27/2017	Active	32	0	3	-8.57%	32	8	1	Y		N	10/2024		\$4,686.00
Exc Award (06/30/2022, 06/30/2024)																
2191	SACRAMENTO CAPITOL	10/29/1953	Active	32	1	0	3.23%	33		3	Y	3	R	10/2025	90+ Days	\$4,686.00
2190	SACRAMENTO EMBARCADERO	11/26/1973	Active	28	1	0	3.70%	33		0	Y		N	11/2025		\$1,720.00
Exc Award (06/30/2021)																
2193	SACRAMENTO FORT SUTTEF	02/11/1927	Active	16	0	0	0.00%	17		2	Y	2	N	10/2024		\$20.00
57118	SACRAMENTO GOLDEN STATE	06/26/1995	Active	18	0	0	0.00%	26		6	Y	3	N	10/2025		\$70.00
Exc Award (06/30/2022)																
36544	SACRAMENTO MABUHAY	02/27/1979	Active	36	9	2	24.14%	27	2	0	Y	2	R	11/2025		\$20.00



Club Health Assessment for District 4 C5 through November 2025

INTERNATIONAL

			Status	Membership						Reports				Finance	LCIF	
Club Number	Club Name	Charter Date	Times in Status Quo in Past 2 Years	Current Member Count **	YTD Members Added	YTD Members Dropped	YTD Net Growth% ***	Member Count 1 Year Ago	Dropped Members Avg.Length of Service	Months Since Membership Update	Current Officers Reported ****	Current President Repeated Term	VP Reported *****	Last Date Reported Service (mm/yyyy)	Account Balance	YTD Donations
54715	SACRAMENTO MAHARLIKA	07/06/1993	Active	65	6	2	6.56%	61	31	0	Y		N	11/2025		\$1,020.00
	Exc Award (06/30/2021, 06/30/2023, 06/30/2024)															
141726	Sacramento Malaya	06/16/2020	Active	23	0	0	0.00%	48		4	Y	2	N	08/2025		\$20.00
	Exc Award (06/30/2022)															
59328	SACRAMENTO MIDTOWN	04/03/1997	Active	18	0	0	0.00%	17		6	Y	2	N	08/2025		\$220.00
	Exc Award (06/30/2022)															
134266	Sacramento Nepalese	04/19/2018	Active	3	0	1	-25.00%	5	7	3	Y	4		09/2024		\$20.00
	Exc Award (06/30/2021)															
2194	SACRAMENTO SENATOR	04/06/1954	Active	46	0	1	-2.13%	44	34	3	Y	3	R	10/2025		\$20.00
	Exc Award (06/30/2023, 06/30/2024)															
41134	SACRAMENTO VALLEY HI	04/13/1982	Active	16	3	0	23.08%	28		4	Y	2	R	10/2025		\$1,070.00
	Exc Award (06/30/2024)															
2198	WOODLAND HOST	10/27/1922	Active	27	0	1	-3.57%	33	63	1	Y		N	11/2025		\$120.00
	Exc Award (06/30/2021, 06/30/2022)															
2199	WOODLAND REVEILLE	05/12/1970	Active	12	0	0	0.00%	13		11	Y	6		12/2024		\$20.00
67278	WOODLAND YOLO SUNSET	02/11/2003	Active	13	0	0	0.00%	13		6	Y	3	R	01/2025		\$260.00

Clubs Cancelled Previous Fiscal Year – Clubs Cancelled within last 12 months may be reinstated

Club Number	Club Name	Charter Date	Current Status*	Cancellation Date
108971	LINCOLN HILLS	07/28/2010	Cancelled(6*)	08/29/2024
111417	SACRAMENTO METROPOLITAN	06/22/2011	Cancelled(6*)	08/29/2024

Current Total Clubs Count	YTD New Clubs Count	YTD Cancelled Clubs Count	YTD Net Club Gain	Current Total Members Count	YTD Add	YTD Drop	YTD Net Growth	YTD Net Growth %	Member Count 12 Months Ago	Average Member Count Per Club	% of Clubs with less than 20 members	% No Officer Report in 12 Months	% of Clubs with balance 90+ days	Number of Clubs in Status Quo	% Status Quo Clubs in Financial Suspension	Number of Cancelled Clubs	Average Cancelled Club Age	Members Lost Due to Cancellation	% of Clubs Cancelled for Non-Financial Reasons
48	0	0	0	1,180	55	28	27	2.34%	1,261	25	46%	0%	6%	0	0%	0	0	0	0%

* - P - Priority Club. Cancellation Reasons: 1-Objectives/conduct, 2-Non-active club, 5-Non-existing club, 6-Disbanding, 7-Merger, 8-Financial Suspension, 9-District/Multiple District Dues.

** Red denotes below 15 active members.

*** Red denotes 20% + loss.

**** Y - all 3 (President, Secretary, Treasurer) club officers reported, N - not all 3 reported.

***** Abbreviation: N-New, IP-Immediate Past, R-Repeat.



Club Health Assessment for District 4 C6 through November 2025

			Status	Membership						Reports				Finance	LCIF	
Club Number	Club Name	Charter Date	Times in Status Quo in Past 2 Years	Current Member Count **	YTD Members Added	YTD Members Dropped	YTD Net Growth***	Member Count 1 Year Ago	Dropped Members Avg.Length of Service	Months Since Membership Update	Current Officers Reported ****	Current President Repeated Term	VP Reported *****	Last Date Reported Service (mm/yyyy)	Account Balance	YTD Donations
Clubs less than two years old																
182138	Mountain View Gateway	05/08/2025	Active	47	21	0	80.77%	0		0	Y	2	R	05/2025		\$50.00
188664	Silicon Valley Golden Hearts	09/30/2025	Newly Chartered	27	27	0	100.00%	0		0	Y		N			
190682	Silicon Valley Open Doors	11/05/2025	Newly Chartered	24	24	0	100.00%	0		0	Y					
Clubs more than two years old																
2201	CABRILLO HOST Exc Award (06/30/2017)	02/22/1961	Active(1)	31	0	0	0.00%	26		1	Y	2		11/2025		\$515.00
142383	Capitola Coast	08/13/2020	Active	17	2	0	13.33%	15		2	Y		N	11/2024	90+ Days	\$215.00
2205	CARMEL HOST	10/30/1942	Active	22	0	2	-8.33%	24	25	2	Y		IP	11/2025		
102621	CARMEL MISSION TRAIL Exc Award (06/30/2017)	06/23/2008	Active	19	0	0	0.00%	19		6	Y			09/2025		\$510.00
2209	CUPERTINO DE ANZA Exc Award (06/30/2023)	01/12/1969	Active(1)	40	1	0	2.56%	42		3	Y		IP	06/2025		\$10.00
2208	CUPERTINO HOST	11/06/1951	Active	34	1	0	3.03%	33		2	Y		N	11/2025	90+ Days	\$10.00
40588	FREEDOM	12/31/1981	Active	31	0	0	0.00%	32		11	Y			10/2024	90+ Days	\$20.00
2210	GILROY	03/22/1956	Active	14	2	1	7.69%	16	4	1	Y	6	R	11/2025	90+ Days	
2212	GREENFIELD	10/12/1948	Status Quo(1)	14	0	0	0.00%	15		3	Y	5	R	02/2025	90+ Days	
29728	HOLLISTER Exc Award (06/30/2023)	08/23/1974	Active	15	3	0	25.00%	12		0	Y	2	N	11/2024		\$460.00
2213	KING CITY	10/15/1945	Active	41	6	3	7.89%	37	0	0	Y		N	11/2025		\$720.00
2215	LOS GATOS Exc Award (06/30/2018, 06/30/2024)	12/14/1945	Active	87	3	5	-2.25%	90	4	0	Y		N	08/2025		\$320.00
156030	Milpitas Dragonfly	09/18/2023	Status Quo(2)	18	0	0	0.00%	6		17	Y	3		04/2025	90+ Days	
66811	MILPITAS EXECUTIVE Exc Award (06/30/2019, 06/30/2024)	11/13/2002	Active	50	6	18	-19.35%	64	2	0	Y		N	11/2025	90+ Days	\$550.00
109101	MILPITAS GATEWAY SILICON VALLEY Exc Award (06/30/2023)	09/03/2010	Active(1)	14	0	9	-39.13%	36	5	2	Y			11/2024		\$295.00
2218	MONTEREY OLD CAPITOL	06/18/1964	Active	15	0	1	-6.25%	16	36	2	Y	7		02/2025		\$20.00




Club Health Assessment for District 4 C6 through November 2025

			Status	Membership						Reports				Finance	LCIF	
Club Number	Club Name	Charter Date	Times in Status Quo in Past 2 Years	Current Member Count **	YTD Members Added	YTD Members Dropped	YTD Net Growth% ***	Member Count 1 Year Ago	Dropped Members Avg.Length of Service	Months Since Membership Update	Current Officers Reported ****	Current President Repeated Term	VP Reported *****	Last Date Reported Service (mm/yyyy)	Account Balance	YTD Donations
42975	Morgan Hill	08/11/1983	P- Active	10	0	0	0.00%	0		3	Y	2		01/2025		\$10.00
	Exc Award (06/30/2016)															
31988	PRUNEDALE HOST	04/07/1976	Active	23	4	2	9.52%	21	16	1	Y			08/2025	90+ Days	
	Exc Award (06/30/2021, 06/30/2023)															
2225	SALINAS HOST	03/31/1938	Active	19	1	4	-13.64%	28	4	0	Y		IP	07/2025	90+ Days	\$940.00
2232	SAN JOSE ALMADEN SUPER	01/31/1956	Active	42	3	1	5.00%	43	0	0	Y		N	11/2025		\$1,154.00
	Exc Award (06/30/2023, 06/30/2024)															
2231	SAN JOSE CAMPBELL W SAN JOSE	05/08/1952	Active	36	2	1	2.86%	35	38	0	N	2	N	10/2025		\$710.00
	Exc Award (06/30/2021)															
110100	SAN JOSE JAPANTOWN	01/11/2011	Active	18	0	0	0.00%	15		2	Y	5		10/2025		\$100.00
138223	San Jose Kaisahan Unity	06/07/2019	Active	24	1	0	4.35%	29		1	Y	2	N	05/2025	90+ Days	
28171	SAN JOSE LOS AMIGOS	03/26/1974	Active(3)	10	0	0	0.00%	15		6	Y		N	03/2025		
66523	SAN JOSE PIONEER	07/16/2002	Active(1)	36	0	0	0.00%	36		7	Y		N	05/2025		
47861	SAN JOSE SAMPAGUITA	11/24/1987	Active	24	2	0	9.09%	24		1	Y		N	11/2025		\$120.00
	Exc Award (06/30/2021, 06/30/2024)															
59329	SAN JOSE SCALES OF JUSTICE	04/08/1997	Active	16	0	0	0.00%	17		5	N		N	08/2025		\$1,140.00
	Exc Award (06/30/2021)															
151564	San Jose Sunshine	08/26/2022	Active(2)	9	0	0	0.00%	15		6	Y	4		11/2024		
106291	SAN JOSE WILLOW GLEN	08/17/2009	Active	21	4	1	16.67%	15	40	1	Y		R	10/2025		\$250.00
2236	SAN MARTIN	10/19/1951	Active	24	0	0	0.00%	17		1	Y		N	11/2025		\$2,880.00
	Exc Award (06/30/2025)															
2237	SANTA CLARA HOST	05/16/1947	Active	13	0	0	0.00%	11		7	Y	8		11/2024		
2238	SANTA CRUZ HOST	06/27/1929	Active	46	0	1	-2.13%	52	10	2	Y		N	11/2024		\$160.00
2240	SARATOGA	02/21/1947	Active(2)	5	1	0	25.00%	4		3	Y			11/2025	90+ Days	
	Exc Award (06/30/2018)															
2242	SEASIDE	10/24/1946	Active	8	1	0	14.29%	8		3	Y	2	R	11/2025		\$50.00
138637	Silicon Valley Roaring Cyber	06/21/2019	Active	13	0	0	0.00%	12		11	Y	5		11/2025		\$825.00
2243	SOLEDAD	09/12/1947	Active	25	0	0	0.00%	23		3	Y	2	N	02/2025		\$100.00
132212	Sunnyvale Everest	07/14/2017	Active(2)	9	0	0	0.00%	19		5	Y	3		01/2025		
2244	SUNNYVALE HOST	03/23/1932	Active	30	0	1	-3.23%	31	16	0	Y		N	05/2025		\$510.00



Club Health Assessment for District 4 C6 through November 2025

 Club NumberClub NameCharter Date						Status		Membership					Reports				Finance		LCIF
						Times in Status Quo in Past 2 Years	Current Member Count **	YTD Members Added	YTD Members Dropped	YTD Net Growth***	Member Count 1 Year Ago	Dropped Members Avg.Length of Service	Months Since Membership Update	Current Officers Reported ****	Current President Repeated Term	VP Reported *****	Last Date Reported Service (mm/yyyy)	Account Balance	YTD Donations
Current Total Clubs Count	YTD New Clubs Count	YTD Cancelled Clubs Count	YTD Net Club Gain	Current Total Members Count	YTD Add	YTD Drop	YTD Net Growth	Member Count 12 Months Ago	Average Member Count Per Club	% of Clubs with less than 20 members	% No Officer Report in 12 Months	% of Clubs with balance 90+ days	Number of Clubs in Status Quo	% Status Quo Clubs in Financial Suspension	Number of Cancelled Clubs	Average Cancelled Club Age	Members Lost Due to Cancellation	% of Clubs Cancelled for Non-Financial Reasons	
41	2	0	2	1,021	115	50	65	6.80%	953	25	46%	0%	27%	2	100%	0	0	0	0%

* - P - Priority Club. Cancellation Reasons: 1-Objectives/conduct, 2-Non-active club, 5-Non-existing club, 6-Disbanding, 7-Merger, 8-Financial Suspension, 9-District/Multiple District Dues.

** Red denotes below 15 active members.

*** Red denotes 20% + loss.

**** Y - all 3 (President, Secretary, Treasurer) club officers reported, N - not all 3 reported.

***** Abbreviation: N-New, IP-Immediate Past, R-Repeat.




Club Health Assessment for District 4 A1 through November 2025

			Status	Membership						Reports				Finance	LCIF	
Club Number	Club Name	Charter Date	Times in Status Quo in Past 2 Years	Current Member Count **	YTD Members Added	YTD Members Dropped	YTD Net Growth% ***	Member Count 1 Year Ago	Dropped Members Avg.Length of Service	Months Since Membership Update	Current Officers Reported ****	Current President Repeated Term	VP Reported *****	Last Date Reported Service (mm/yyyy)	Account Balance	YTD Donations
Clubs less than two years old																
182692	Merced Healthy Leo	06/18/2025	Active	24	4	0	20.00%	0		0	Y	2	N	11/2025		\$360.00
181676	Stockton Healthy	05/30/2025	Active	28	5	9	-12.50%	0	0	0	Y		N	11/2025		
Clubs more than two years old																
2248	ATWATER WINTON	09/27/1950	Active	31	0	1	-3.13%	42	0	3	Y		N	10/2025		\$80.00
	Exc Award (06/30/2021, 06/30/2023, 06/30/2025)															
2249	BASS LAKE	01/30/1973	Active	15	3	3	0.00%	15	8	0	Y	3	N	11/2025		
2250	CERES	05/16/1947	Active	85	3	5	-2.30%	93	3	0	Y		N	01/2025		
	Exc Award (06/30/2018)															
2251	CHOWCHILLA	01/28/1928	Active	19	3	2	5.56%	18	5	2	Y		N	02/2025		
98271	CHOWCHILLA LIONESS	01/15/2007	Active	12	1	1	0.00%	14	0	1	Y	7		07/2025		\$1,600.00
2252	CLEMENTS LOCKEFORD	03/11/1949	Active	41	1	1	0.00%	41	0	0	Y			05/2025		
47759	COPPEROPOLIS LAKE TULLOCH	10/13/1987	Active	34	4	0	13.33%	40		1	Y		N	11/2025		
2253	CROWS LANDING	04/26/1949	Active	19	0	0	0.00%	19		2	Y		N	01/2025		
2255	DENAIR	04/21/1949	Active	39	0	0	0.00%	40		6	Y		N	10/2025	90+ Days	
2256	DOS PALOS	03/20/1967	Active	28	0	0	0.00%	28		17	Y	13		05/2025		
2258	ESCALON	03/07/1946	Active	41	2	1	2.50%	39	52	0	Y	2	R	04/2025		
2259	GUSTINE	10/11/1948	Active	22	2	0	10.00%	23		4	Y	11	R	08/2024		
2260	HILMAR-IRWIN-STEVINSON L C	04/07/1965	Active	32	0	0	0.00%	25		1	Y	3	R	11/2024		
135129	Hughson	06/22/2018	Active	39	0	1	-2.50%	44	1	0	Y		N	10/2024		
	Exc Award (06/30/2023)															
2263	JACKSON	02/18/1927	Active	104	3	0	2.97%	106		0	Y		N	11/2025		
105237	LATHROP	04/13/2009	P- Active	17	2	0	13.33%	13		2	Y	14		10/2025		
2265	LE GRAND	01/19/1940	Active(1)	19	1	0	5.56%	18		5	Y		N	04/2025	90+ Days	
2266	LINDEN	02/02/1951	Active	152	4	1	2.01%	157	57	3	Y		N	10/2025		\$100.00
	Exc Award (06/30/2024)															
2267	LIVINGSTON	02/11/1959	Active	20	0	0	0.00%	20		16	Y			08/2024		



Club Health Assessment for District 4 A1 through November 2025

			Status	Membership						Reports				Finance	LCIF	
Club Number	Club Name	Charter Date	Times in Status Quo in Past 2 Years	Current Member Count **	YTD Members Added	YTD Members Dropped	YTD Net Growth% ***	Member Count 1 Year Ago	Dropped Members Avg.Length of Service	Months Since Membership Update	Current Officers Reported ****	Current President Repeated Term	VP Reported *****	Last Date Reported Service (mm/yyyy)	Account Balance	YTD Donations
2268	LODI	01/18/1940	Active	15	0	1	-6.25%	23	11	0	Y	2		09/2025		
46183	LODI MEXICAN AMERICAN	05/12/1986	P- Active(1)	19	0	0	0.00%	21		9	Y		N	09/2025		
2270	LOS BANOS	12/08/1944	Active	19	6	1	35.71%	13	0	0	Y		IP	11/2025		\$10.00
61592	MADERA MADERA EVENING	03/08/1999	Active	42	0	4	-8.70%	47	4	3	Y		N	10/2025		\$1,170.00
Exc Award (06/30/2022, 06/30/2023)																
2274	MARIPOSA	11/13/1940	Active	105	10	22	-10.26%	116	5	0	Y		N	10/2025		
Exc Award (06/30/2021, 06/30/2023)																
2276	MERCED BREAKFAST	05/05/1959	Active	55	0	0	0.00%	52		0	Y		N	10/2025		\$4,931.00
Exc Award (06/30/2023)																
143071	Merced County LE Lions	10/13/2020	Active	26	3	1	8.33%	36	0	0	Y	5	N	06/2025		
2279	MODESTO 500 CLUB	03/30/1950	P- Active	31	0	0	0.00%	38		3	Y		N	10/2025		\$1,000.00
39671	MOKELUMNE HILL	04/02/1981	Active	30	2	0	7.14%	28		0	Y			11/2025		
Exc Award (06/30/2024)																
2282	MURPHYS ANGELS	09/12/1950	Active	39	0	0	0.00%	40		2	Y		N	05/2025		
2284	NORTH FORK	08/03/1950	Active	15	1	1	0.00%	14	23	2	Y	10	N	09/2025		
2285	OAKDALE	10/21/1943	Active	74	6	3	4.23%	66	20	0	Y		N	11/2025		\$3,111.00
2286	PATTERSON	05/27/1947	Active	63	2	2	0.00%	66	7	1	Y		N	09/2025		\$220.00
2288	RIPON	01/28/1944	Active	24	1	1	0.00%	26	9	1	Y		N	10/2025		
2291	SIERRA	08/17/1960	Active	16	2	2	0.00%	14	7	2	Y			09/2025		
2292	SONORA	04/24/1922	Active	33	1	3	-5.71%	32	7	1	Y		R	11/2025		
Exc Award (06/30/2016, 06/30/2019, 06/30/2023)																
47862	STOCKTON DELTA PACIFICA	11/10/1987	Active	12	2	0	20.00%	11		2	Y	2	N	11/2025		\$80.00
2294	STOCKTON HOST	08/19/1920	Active	45	1	0	2.27%	42		4	Y	2	R	09/2025		
2298	STOCKTON SAN JOAQUIN	02/26/1958	P- Active	15	3	2	7.14%	18	10	2	Y		N	10/2025		\$141.00
Exc Award (06/30/2024)																
111484	SUTTER CREEK	06/23/2011	P- Active	10	0	1	-9.09%	11	14	4	Y	4		11/2025		
Exc Award (06/30/2017, 06/30/2018)																
2302	TRACY BREAKFAST	03/17/1960	Active	52	0	2	-3.70%	55	29	1	Y	2	R	11/2025		
Exc Award (06/30/2023)																
67535	TRACY TANK TOWN	03/31/2003	Active	10	0	0	0.00%	12		2	Y		N	11/2025		\$100.00



Club Health Assessment for District 4 A1 through November 2025

INTERNATIONAL

			Status	Membership						Reports				Finance	LCIF	
Club Number	Club Name	Charter Date	Times in Status Quo in Past 2 Years	Current Member Count **	YTD Members Added	YTD Members Dropped	YTD Net Growth***	Member Count 1 Year Ago	Dropped Members Avg.Length of Service	Months Since Membership Update	Current Officers Reported ****	Current President Repeated Term	VP Reported *****	Last Date Reported Service (mm/yyyy)	Account Balance	YTD Donations
2303	TRI DAMS L C	02/10/1965	P- Active	10	0	0	0.00%	20		5	Y	4	N	05/2025		
2304	TURLOCK	01/03/1945	Active	41	0	3	-6.82%	44	20	2	Y			05/2025		
37207	UPCOUNTRY 88	06/05/1979	Active	13	0	0	0.00%	15		2	Y	3		07/2025		
Exc Award (06/30/2018)																
2306	WATERFORD	04/29/1947	Active	19	0	0	0.00%	18		2	Y	10	R	05/2025		
2307	WEST POINT	01/12/1951	Active	9	1	1	0.00%	10	16	0	Y	7	R	11/2025		

Clubs Cancelled Previous Fiscal Year – Clubs Cancelled within last 12 months may be reinstated

Club Number	Club Name	Charter Date	Current Status*	Cancellation Date
40408	ARNOLD	10/09/1981	Cancelled(6*)	06/29/2025
2277	MERCED GOLDEN	01/14/1967	Cancelled(6*)	06/29/2025

Current Total Clubs Count	YTD New Clubs Count	YTD Cancelled Clubs Count	YTD Net Club Gain	Current Total Members Count	YTD Add	YTD Drop	YTD Net Growth	YTD Net Growth %	Member Count 12 Months Ago	Average Member Count Per Club	% of Clubs with less than 20 members	% No Officer Report in 12 Months	% of Clubs with balance 90+ days	Number of Clubs in Status Quo	% Status Quo Clubs in Financial Suspension	Number of Cancelled Clubs	Average Cancelled Club Age	Members Lost Due to Cancellation	% of Clubs Cancelled for Non-Financial Reasons
48	0	0	0	1,663	79	75	4	0.24%	1,683	35	40%	0%	4%	0	0%	0	0	0	0%

* - P - Priority Club. Cancellation Reasons: 1-Objectives/conduct, 2-Non-active club, 5-Non-existing club, 6-Disbanding, 7-Merger, 8-Financial Suspension, 9-District/Multiple District Dues.

** Red denotes below 15 active members.

*** Red denotes 20% + loss.

**** Y - all 3 (President, Secretary, Treasurer) club officers reported, N - not all 3 reported.

***** Abbreviation: N-New, IP-Immediate Past, R-Repeat.



Club Health Assessment for District 4 A2 through November 2025

			Status	Membership						Reports				Finance	LCIF	
Club Number	Club Name	Charter Date	Times in Status Quo in Past 2 Years	Current Member Count **	YTD Members Added	YTD Members Dropped	YTD Net Growth% ***	Member Count 1 Year Ago	Dropped Members Avg.Length of Service	Months Since Membership Update	Current Officers Reported ****	Current President Repeated Term	VP Reported *****	Last Date Reported Service (mm/yyyy)	Account Balance	YTD Donations
Clubs less than two years old																
182812	Fresno Community	06/19/2025	Active	19	0	1	-5.00%	0	0	0	Y	2		09/2025	90+ Days	
Clubs more than two years old																
2310	ARVIN	03/30/1939	Active	16	0	2	-11.11%	16	27	0	Y		N	04/2025		
2312	BAKERSFIELD BREAKFAST	04/30/1958	Active	28	0	0	0.00%	28		16	Y			10/2024		
117023	BAKERSFIELD DONGHAE	05/30/2012	Active(2)	4	0	0	0.00%	4		16	Y	10		02/2024		
2313	BAKERSFIELD EAST BAKERS	10/19/1949	Active	21	0	1	-4.55%	21	22	0	Y			11/2024		
2311	BAKERSFIELD HOST	07/08/1926	Active	7	0	0	0.00%	8		7	Y			03/2025		
51944	BAKERSFIELD SPORTS	08/09/1991	Active	10	0	0	0.00%	10		6	N		N	11/2025		
2317	BUTTONWILLOW	03/13/1941	Active	175	25	13	7.36%	177	8	0	Y	3	R	11/2025		\$1,100.00
120360	California City Host	09/19/2013	Active	7	0	0	0.00%	7		10	Y			10/2024		
2319	CARUTHERS	09/28/1949	Active	34	2	1	3.03%	29	14	4	Y	2	R	11/2024		
2320	CLOVIS	03/11/1946	Active	11	0	1	-8.33%	12	28	1	Y		N	11/2025		
127260	Clovis Country	04/13/2016	Active	17	0	1	-5.56%	21	1	4	Y	2	N	09/2025		\$3,800.00
2321	COALINGA	02/25/1938	Active	12	0	0	0.00%	12		8	Y	9		11/2024		
2322	CORCORAN	11/17/1941	Active	4	0	0	0.00%	5		7	Y			02/2024		
43319	CUTLER OROSI LC	01/26/1984	Active	33	3	4	-2.94%	35	12	0	Y	2	R	10/2025		
Exc Award (06/30/2021, 06/30/2025)																
2323	DELANO	05/25/1945	Active	13	5	3	18.18%	9	1	0	Y	4		11/2025		
2326	DINUBA	06/15/1945	Active	25	0	1	-3.85%	26	49	3	N		N	04/2025	90+ Days	\$20.00
2328	EASTON	12/14/1948	Active	20	0	0	0.00%	20		9	Y	2		01/2025		
2330	EXETER	11/10/1938	Active	52	3	6	-5.45%	59	10	0	Y		N	10/2024		
2334	FOWLER	02/21/1927	Active	32	2	0	6.67%	22		3	Y	2	R	10/2025	90+ Days	
134725	Fresno Alliance Families and Veterans	05/11/2018	Active(2)	9	0	0	0.00%	0		6	Y	2		04/2025		
2336	FRESNO HOST	10/09/1920	Active	30	1	3	-6.25%	31	1	0	Y		R	05/2025		
Exc Award (06/30/2021, 06/30/2023)																
2338	FRESNO NORTH FRESNO	09/26/1949	Active	28	2	2	0.00%	29	42	1	Y		N	11/2025		\$1,000.00



Club Health Assessment for District 4 A2 through November 2025

			Status	Membership					Reports					Finance	LCIF	
Club Number	Club Name	Charter Date	Times in Status Quo in Past 2 Years	Current Member Count **	YTD Members Added	YTD Members Dropped	YTD Net Growth***	Member Count 1 Year Ago	Dropped Members Avg.Length of Service	Months Since Membership Update	Current Officers Reported ****	Current President Repeated Term	VP Reported *****	Last Date Reported Service (mm/yyyy)	Account Balance	YTD Donations
119817	Fresno Pride	06/27/2013	Active	7	0	0	0.00%	7		4	Y			06/2025		
62438	FRESNO UNLIMITED	10/22/1999	Active	18	0	0	0.00%	18		2	Y			10/2024		
2340	HANFORD BREAKFAST	04/22/1959	Active	26	0	0	0.00%	23		6	Y		R	11/2025		\$957.50
Exc Award (06/30/2016, 06/30/2023, 06/30/2024)																
2342	IVANHOE	07/24/1947	Active	46	3	3	0.00%	46	3	1	Y	2	R	04/2025	90+ Days	
2343	KERMAN	02/07/1938	Active	14	0	0	0.00%	14		14	Y	14	R	09/2024		
120446	Kings	10/15/2013	Active	27	0	0	0.00%	28		11	Y	2	N	11/2025		
Exc Award (06/30/2016, 06/30/2024)																
2346	KINGSBURG	02/18/1946	Active	46	0	0	0.00%	47		8	Y		N	11/2024		
2347	LAMONT	02/26/1946	Active	13	0	0	0.00%	13		0	Y	4		10/2023		
2348	LATON	12/09/1964	Active	50	4	17	-20.63%	64	4	0	Y		N	11/2025		\$100.00
2349	LEMOORE	08/31/1949	Active	17	0	0	0.00%	23		7	Y		R	11/2024		
Exc Award (06/30/2017)																
2351	McFARLAND	05/31/1945	Active	21	0	0	0.00%	19		5	Y		N	11/2025		
Exc Award (06/30/2020, 06/30/2023)																
2355	ORANGE COVE	10/30/1947	Active	11	0	0	0.00%	15		5	Y			11/2025		
2356	PARLIER	02/26/1951	Active	28	3	1	7.69%	27	0	2	Y		N	09/2025		
2358	PIXLEY	10/03/1947	Active	10	0	2	-16.67%	12	18	1	N	9		12/2024		
2359	PONDEROSA L C	10/25/1967	Active	20	3	1	11.11%	21	1	2	Y	4	R	04/2025	90+ Days	
2361	PORTERVILLE BREAKFAST	02/24/1960	Active	44	0	0	0.00%	44		13	Y			06/2025	90+ Days	
2362	REEDLEY	11/08/1922	Active	30	3	1	7.14%	31	21	0	Y		N	11/2025		\$100.00
Exc Award (06/30/2024)																
65400	RICHGROVE	05/21/2002	Active	20	3	0	17.65%	19		2	Y		R	11/2025		\$100.00
Exc Award (06/30/2021)																
2451	RIDGECREST	07/06/1948	Active	17	0	0	0.00%	17		8	Y	2		03/2025		\$1,000.00
Exc Award (06/30/2018)																
2363	RIVERDALE	03/17/1938	Active	62	5	2	5.08%	58	7	1	Y		N	11/2025	90+ Days	
Exc Award (06/30/2023)																
2364	ROSEDALE HIGHWAY	04/23/1956	Active	18	0	1	-5.26%	19	24	1	Y		N	03/2025		
2366	SAN JOAQUIN TRANQUILL	04/17/1947	Active	26	1	0	4.00%	25		1	Y		IP	10/2024	90+ Days	




Club Health Assessment for District 4 A2 through November 2025

			Status		Membership						Reports				Finance		LCIF		
Club Number	Club Name	Charter Date	Times in Status Quo in Past 2 Years	Current Member Count **	YTD Members Added	YTD Members Dropped	YTD Net Growth% ***	Member Count 1 Year Ago	Dropped Members Avg.Length of Service	Months Since Membership Update	Current Officers Reported ****	Current President Repeated Term	VP Reported *****	Last Date Reported Service (mm/yyyy)	Account Balance	YTD Donations			
2367	SELMA	03/29/1940	Active	8	0	2	-20.00%	10	1	1	Y	9	N	09/2025	90+ Days				
82665	SELMA CENTRAL VALLEY	06/17/2004	Active	60	2	0	3.45%	64		2	Y		R	10/2025					
129344	Selma Charter	11/01/2016	Active	7	0	6	-46.15%	15	6	2	N	2		10/2024					
2368	SHAFTER	01/11/1951	Active	15	0	0	0.00%	13		3	Y	3	N	10/2025					
36791	SHAVER LAKE	03/30/1979	Active	78	12	8	5.41%	76	7	0	Y	5	N	04/2025					
2370	SPRINGVILLE MOUNTAIN	11/15/1948	Active	42	2	0	5.00%	38		2	Y	2	R	04/2025					
2372	TAFT	05/11/1945	Active	19	0	1	-5.00%	25	44	4	Y			04/2025					
2479	TEHACHAPI	06/08/1950	Active	16	0	0	0.00%	18		5	Y			11/2025					
2374	THREE RIVERS	09/05/1947	Active	46	0	5	-9.80%	53	16	2	Y		N	10/2025					
2379	VISALIA BREAKFAST	02/20/1959	Active	90	5	6	-1.10%	85	13	0	Y		N	11/2025					
Exc Award (06/30/2023)																			
2378	VISALIA HOST	06/30/1926	Active	27	2	0	8.00%	25		0	Y			08/2025	90+ Days	\$750.00			
107093	VISALIA PRIDE	12/22/2009	Active	33	4	0	13.79%	30		3	Y		N	11/2025					
Exc Award (06/30/2016, 06/30/2021, 06/30/2022, 06/30/2023)																			
2380	VISALIA SEQUOIA	11/02/1954	Active	19	0	0	0.00%	20		1	Y		N	11/2023					
Exc Award (06/30/2021)																			
57909	VISALIA SUNSET	02/27/1996	Active	23	2	0	9.52%	21		3	Y		N	05/2025	90+ Days				
Exc Award (06/30/2022)																			
2373	WEST COAST INDIAN CYBER	08/24/1964	Active	10	0	0	0.00%	10		4	Y	2	N	06/2025	90+ Days				
Exc Award (06/30/2023)																			
2382	WOODLAKE	09/04/1947	Active	49	2	0	4.26%	43		5	Y	3		05/2025	90+ Days				
Current Total Clubs Count	YTD New Clubs Count	YTD Cancelled Clubs Count	YTD Net Club Gain	Current Total Members Count	YTD Add	YTD Drop	YTD Net Growth	YTD Net Growth %	Member Count 12 Months Ago	Average Member Count Per Club	% of Clubs with less than 20 members	% No Officer Report in 12 Months	% of Clubs with balance 90+ days	Number of Clubs in Status Quo	% Status Quo Clubs in Financial Suspension	Number of Cancelled Clubs	Average Cancelled Club Age	Members Lost Due to Cancellation	% of Clubs Cancelled for Non-Financial Reasons
61	0	0	0	1,720	99	95	4	0.23%	1,717	28	46%	0%	21%	0	0%	0	0	0	0%



Club Health Assessment for District 4 A2 through November 2025

																
Club Number	Club Name	Charter Date	Status	Membership					Reports				Finance	LCIF		
			Times in Status Quo in Past 2 Years	Current Member Count **	YTD Members Added	YTD Members Dropped	YTD Net Growth% ***	Member Count 1 Year Ago	Dropped Members Avg.Length of Service	Months Since Membership Update	Current Officers Reported ****	Current President Repeated Term	VP Reported *****	Last Date Reported Service (mm/yyyy)	Account Balance	YTD Donations

* - P - Priority Club. Cancellation Reasons: 1-Objectives/conduct, 2-Non-active club, 5-Non-existing club, 6-Disbanding, 7-Merger, 8-Financial Suspension, 9-District/Multiple District Dues.

** Red denotes below 15 active members.

*** Red denotes 20% + loss.

**** Y - all 3 (President, Secretary, Treasurer) club officers reported, N - not all 3 reported.

***** Abbreviation: N-New, IP-Immediate Past, R-Repeat.



Club Health Assessment for District 4 A3 through November 2025

			Status	Membership						Reports				Finance		LCIF
Club Number	Club Name	Charter Date	Times in Status Quo in Past 2 Years	Current Member Count **	YTD Members Added	YTD Members Dropped	YTD Net Growth% ***	Member Count 1 Year Ago	Dropped Members Avg.Length of Service	Months Since Membership Update	Current Officers Reported ****	Current President Repeated Term	VP Reported *****	Last Date Reported Service (mm/yyyy)	Account Balance	YTD Donations
Clubs less than two years old																
172392	Port Hueneme	06/20/2024	Active(1)	30	1	5	-11.76%	39	1	0	N	3	N	11/2025		
Clubs more than two years old																
2384	ARROYO GRANDE	07/20/1949	Active	35	3	0	9.38%	33		1	Y	2	R	09/2025		
110047	CAMARILLO AMBER'S LIGHT	01/10/2011	Active	52	5	3	4.00%	53	8	0	Y		N	11/2025		
	Exc Award (06/30/2018, 06/30/2019, 06/30/2021, 06/30/2022, 06/30/2023)															
2409	CAMARILLO-SOMIS PLEASANT VLY	08/24/1945	Active	56	3	2	1.82%	59	21	0	Y		N	10/2025		\$6,500.00
2388	CAMBRIA	10/02/1945	Active	72	0	0	0.00%	68		3	Y		R	08/2025		
2389	CARPINTERIA	10/27/1927	Active	76	4	4	0.00%	78	13	0	Y		N	04/2025		\$500.00
	Exc Award (06/30/2018, 06/30/2019)															
2441	CASTAIC	04/13/1954	Active	29	4	0	16.00%	33		2	Y		N	07/2024		
2390	CAYUCOS	07/28/1949	Active	49	2	3	-2.00%	49	2	0	Y		N	08/2024	90+ Days	
134425	Conejo Valley	04/24/2018	Active	19	2	0	11.76%	19		0	N	2	N	06/2025		\$250.00
2392	FILLMORE	08/15/1927	Active	24	0	1	-4.00%	27	7	2	Y	2		05/2025		
2393	GREATER GOLETA-SANTA BARBARA	03/28/1941	Active	40	3	0	8.11%	36		3	Y	2	R	09/2025	90+ Days	\$3,150.00
130050	Guadalupe	02/24/2017	Active(2)	12	0	0	0.00%	12		6	Y	3		12/2024		
98385	LOS ANGELES MID-VALLEY	01/29/2007	Active(2)	9	0	0	0.00%	17		5	Y	7		11/2024		
2400	MORRO BAY	10/01/1945	Active	25	1	1	0.00%	31	29	0	Y			11/2025		\$100.00
97206	NIPOMO	05/30/2006	Active	25	0	1	-3.85%	27	2	2	Y	2	N	06/2025		\$500.00
100701	OJAI VALLEY	12/03/2007	Active	66	8	3	8.20%	63	3	0	Y	2	R	04/2025	90+ Days	
2402	ORCUTT	05/29/1956	Active	49	2	1	2.08%	44	3	1	Y	4	N	11/2025		\$100.00
	Exc Award (06/30/2024)															
2404	OXNARD CHANNEL ISLAND	01/28/1969	Active	16	2	2	0.00%	16	2	1	Y		N	11/2025		
129443	Oxnard Downtown	11/29/2016	Active	15	1	1	0.00%	16	7	1	N	2	R	08/2025		
	Exc Award (06/30/2022)															
2406	OXNARD NOONTIMERS	04/30/1954	Active	31	0	0	0.00%	27		7	Y		R	11/2025		\$1,000.00
2470	PALMDALE	07/25/1952	Active	11	0	0	0.00%	14		9	Y	7		10/2025		



Club Health Assessment for District 4 A3 through November 2025

				Membership							Reports				Finance		LCIF		
Club Number	Club Name	Charter Date	Times in Status Quo in Past 2 Years	Current Member Count **	YTD Members Added	YTD Members Dropped	YTD Net Growth% ***	Member Count 1 Year Ago	Dropped Members Avg.Length of Service	Months Since Membership Update	Current Officers Reported ****	Current President Repeated Term	VP Reported *****	Last Date Reported Service (mm/yyyy)	Account Balance	YTD Donations			
2407	PASO ROBLES	08/12/1939	Active	33	2	0	6.45%	35		0	Y		N	08/2024					
	Exc Award (06/30/2019)																		
2408	PISMO BEACH CITIES	09/14/1945	Active	21	1	1	0.00%	23	1	3	N	7	R	11/2025	90+ Days	\$100.00			
	Exc Award (06/30/2018)																		
2413	SAN MIGUEL	09/14/1949	Active	17	0	0	0.00%	18		4	Y	13	N	07/2025					
2418	SANTA MARGARITA	06/23/1953	Active	16	3	0	23.08%	13		5	Y	2	N	07/2025					
44611	SANTA MARIA SUNRISERS	02/28/1985	Active	13	2	0	18.18%	19		1	Y	2	N	07/2025	90+ Days				
	Exc Award (06/30/2018)																		
2421	SANTA PAULA	12/08/1925	Active	20	0	0	0.00%	20		16	Y	2	R	08/2025		\$2,000.00			
2427	TEMPLETON	05/09/1955	Active	11	0	0	0.00%	11		13	Y	7		09/2025		\$500.00			
40409	VANDENBERG VILLAGE	10/21/1981	Active	28	6	0	27.27%	24		0	Y			11/2025					
2431	VENTURA DOWNTOWN	04/15/1923	Active	135	6	3	2.27%	145	29	0	Y		N	11/2025		\$4,740.00			
	Exc Award (06/30/2018, 06/30/2023)																		
Current Total Clubs Count	YTD New Clubs Count	YTD Cancelled Clubs Count	YTD Net Club Gain	Current Total Members Count	YTD Add	YTD Drop	YTD Net Growth %	Member Count 12 Months Ago	Average Member Count Per Club	% of Clubs with less than 20 members	% No Officer Report in 12 Months	% of Clubs with balance 90+ days	Number of Clubs in Status Quo	% Status Quo Clubs in Financial Suspension	Number of Cancelled Clubs	Average Cancelled Club Age	Members Lost Due to Cancellation	% of Clubs Cancelled for Non-Financial Reasons	
30	0	0	0	1,035	61	31	30	2.99%	1,069	35	33%	0%	17%	0	0%	0	0	0	0%

* - P - Priority Club. Cancellation Reasons: 1-Objectives/conduct, 2-Non-active club, 5-Non-existing club, 6-Disbanding, 7-Merger, 8-Financial Suspension, 9-District/Multiple District Dues.

** Red denotes below 15 active members.

*** Red denotes 20% + loss.

**** Y - all 3 (President, Secretary, Treasurer) club officers reported, N - not all 3 reported.

***** Abbreviation: N-New, IP-Immediate Past, R-Repeat.



Club Health Assessment for District 4 L2 through November 2025

			Status	Membership						Reports				Finance	LCIF	
Club Number	Club Name	Charter Date	Times in Status Quo in Past 2 Years	Current Member Count **	YTD Members Added	YTD Members Dropped	YTD Net Growth% ***	Member Count 1 Year Ago	Dropped Members Avg.Length of Service	Months Since Membership Update	Current Officers Reported ****	Current President Repeated Term	VP Reported *****	Last Date Reported Service (mm/yyyy)	Account Balance	YTD Donations
Clubs less than two years old																
157756	Diamond Valley	06/17/2024	Active	20	0	0	0.00%	25		1	N	5		09/2024		
191236	LA Phoenix	11/26/2025	Newly Chartered	26	26	0	100.00%	0		0	Y		N			
157497	Long Beach West	06/22/2024	Active	18	1	0	5.88%	20		1	Y	2		10/2025		\$100.00
156542	Los Angeles Industry Hills	06/22/2024	Active	9	0	12	-57.14%	22	1	4	N			11/2025		
180157	Los Angeles Region of Convergence Veterans	07/31/2025	Active	31	31	0	100.00%	0		4	Y		N			
172084	San Gabriel Valley	06/07/2024	Active	22	2	1	4.76%	23	2	0	Y	3	N	11/2025		
Clubs more than two years old																
61056	ALHAMBRA	07/29/1998	Active	16	0	0	0.00%	18		5	Y		R	08/2025		
63953	ARCADIA CHAMPION	02/09/2001	Active	19	3	4	-5.00%	15	2	1	Y		R	11/2025		
Exc Award (06/30/2021, 06/30/2022)																
2485	ARCADIA HOST	09/21/1936	Active	12	2	2	0.00%	13	4	4	Y	5	R	08/2024	90+ Days	
2486	ARTESIA CERRITOS L C	12/17/1946	Active	19	0	0	0.00%	19		7	Y		N	04/2025	90+ Days	
2493	BELL GARDENS	02/29/1940	Active(1)	7	7	1	600.00%	11	7	0	N		N	01/2025	90+ Days	
2497	BELLFLOWER FAMILY	02/05/1923	Active	11	0	1	-8.33%	13	2	2	Y	3	R	03/2025		
2492	BELLFLOWER NOON	02/05/1964	Active	42	0	3	-6.67%	46	28	0	Y	2	R	07/2024		
2501	CENTRAL CITY EAST BOYLE HTS	03/08/1967	Active(1)	14	0	0	0.00%	14		4	Y	2	N	11/2025		
30706	CITY OF COMMERCE EVENING	05/15/1975	Active	23	2	1	4.55%	20	1	0	Y		R	11/2025		\$600.00
2498	COVINA BREAKFAST	04/04/1957	Active(2)	19	5	1	26.67%	22	0	0	N		N	11/2025	90+ Days	
2443	CRESCENTA VALLEY	01/14/1947	Active	20	0	0	0.00%	21		5	Y	5	R	09/2025		
Exc Award (06/30/2018, 06/30/2024)																
107468	DOWNEY	02/15/2010	Active(1)	9	1	0	12.50%	8		2	Y			07/2024		
2518	EAST LOS ANGELES	03/23/1927	Active	27	0	0	0.00%	28		9	N	None		09/2024		
2502	EAST WHITTIER	01/27/1941	Active	15	0	1	-6.25%	18	23	2	Y		N	10/2024		
Exc Award (06/30/2017, 06/30/2018, 06/30/2019)																
2448	GLENDALE NORTHWEST GLENDALE	05/16/1956	Active(2)	4	0	0	0.00%	8		5	Y	2	N	08/2025		



Club Health Assessment for District 4 L2 through November 2025

			Status	Membership					Reports				Finance	LCIF		
Club Number	Club Name	Charter Date	Times in Status Quo in Past 2 Years	Current Member Count **	YTD Members Added	YTD Members Dropped	YTD Net Growth% ***	Member Count 1 Year Ago	Dropped Members Avg.Length of Service	Months Since Membership Update	Current Officers Reported ****	Current President Repeated Term	VP Reported *****	Last Date Reported Service (mm/yyyy)	Account Balance	YTD Donations
87944	HACIENDA HEIGHTS DYNASTY	05/02/2005	Active(2)	11	11	0	100.00%	11		4	Y	2		11/2024		
51406	HACIENDA HEIGHTS EAST VALLEY	03/12/1991	Active(1)	34	7	0	25.93%	19		0	Y		N	11/2025		\$200.00
2511	IRWINDALE	03/26/1964	Status Quo(1)	16	0	0	0.00%	16		16	N	None		12/2024	90+ Days	
	Exc Award (06/30/2017, 06/30/2018)															
2459	LA LOS FELIZ	02/24/1948	Active(1)	16	0	0	0.00%	16		17	N	None		10/2024		
	Exc Award (06/30/2023)															
143956	LA Star	12/23/2020	Active	16	0	0	0.00%	22		5	N	2	R	08/2025		
2512	LAKEWOOD	10/07/1941	Status Quo(1)	17	0	0	0.00%	17		23	N	None		11/2024	90+ Days	
2514	LONG BEACH BELMONT SHORE	09/26/1941	Active	6	0	0	0.00%	8		5	Y	4		09/2024		
	Exc Award (06/30/2017)															
2513	LONG BEACH DOWNTOWN	08/27/1921	Active	43	0	4	-8.51%	51	14	1	Y			11/2025		
2515	LONG BEACH EAST LONG BEACH	06/23/1952	Active	12	1	0	9.09%	11		3	Y	9	R	11/2024		
49933	LOS ANGELES CHINESE	11/10/1989	Active	46	5	3	4.55%	48	3	2	Y	2	N	08/2025	90+ Days	
	Exc Award (06/30/2016)															
106057	LOS ANGELES DIAMOND	07/07/2009	Active(1)	56	0	0	0.00%	100		4	Y			10/2025		
44936	LOS ANGELES DYNASTY	05/06/1985	Active	13	5	0	62.50%	4		2	Y		R	11/2025		\$100.00
145595	Los Angeles Elite	03/10/2021	Active	104	32	2	40.54%	62	2	0	Y		N	11/2025		\$50.00
	Exc Award (06/30/2022)															
107222	LOS ANGELES ENVISION	01/08/2010	Active	17	0	0	0.00%	22		6	Y		N	11/2025	90+ Days	\$395.00
	Exc Award (06/30/2019, 06/30/2024)															
147699	Los Angeles Grace	07/23/2021	Active	24	3	2	4.35%	26	1	1	Y		N	11/2025		
131313	Los Angeles HH Centennial	06/14/2017	Active	12	0	0	0.00%	16		1	Y		N	11/2025		\$1,000.00
2456	LOS ANGELES HOST	09/12/1918	Active	25	0	0	0.00%	26		7	Y		N	12/2024		\$4,000.00
	Exc Award (06/30/2018, 06/30/2020, 06/30/2024)															
135012	Los Angeles Morality	06/13/2018	Active	11	4	1	37.50%	8	1	1	Y		N	08/2025		
	Exc Award (06/30/2019)															
119992	Los Angeles Overseas	07/16/2013	Active	47	7	4	6.82%	47	3	2	Y		N	09/2025		
145921	Los Angeles Royal	04/14/2021	Active(1)	55	0	0	0.00%	54		3	Y		R	11/2025		\$1,400.00
152278	Los Angeles Sun	09/23/2022	Active(1)	27	3	5	-6.90%	34	2	2	Y	2	N	08/2025		



Club Health Assessment for District 4 L2 through November 2025

			Status	Membership						Reports				Finance	LCIF	
Club Number	Club Name	Charter Date	Times in Status Quo in Past 2 Years	Current Member Count **	YTD Members Added	YTD Members Dropped	YTD Net Growth% ***	Member Count 1 Year Ago	Dropped Members Avg.Length of Service	Months Since Membership Update	Current Officers Reported ****	Current President Repeated Term	VP Reported *****	Last Date Reported Service (mm/yyyy)	Account Balance	YTD Donations
128757	Los Angeles Sunrise	08/29/2016	Active(1)	24	0	0	0.00%	32		3	Y		N	09/2025		
Exc Award (06/30/2019, 06/30/2021)																
2520	MAYWOOD	04/12/1939	Active(1)	5	0	0	0.00%	0		7	N	4		09/2025		
144829	Monrovia	05/06/2021	Active	16	1	4	-15.79%	16	3	4	Y	2	R	11/2025		
2521	MONTEBELLO	05/07/1925	Active	55	5	1	7.84%	55	12	1	Y		N	10/2025		\$1,500.00
Exc Award (06/30/2017, 06/30/2019, 06/30/2020, 06/30/2021, 06/30/2022, 06/30/2023, 06/30/2024)																
2522	MONTEREY PARK	12/15/1937	Active(1)	48	27	8	65.52%	0	16	0	Y	3	N	10/2025		
2523	NORWALK	06/04/1946	Active	36	0	0	0.00%	40		8	Y		N	06/2025		
Exc Award (06/30/2019, 06/30/2023)																
2524	PARAMOUNT	12/05/1946	Active	20	0	0	0.00%	20		7	Y	2	R	06/2025		
Exc Award (06/30/2024)																
2525	PASADENA HOST	03/26/1920	Active	34	0	0	0.00%	36		9	Y		N	09/2024		\$30,000.00
84794	ROWLAND HEIGHTS	02/01/2005	Active	33	12	3	37.50%	24	3	4	Y		R	09/2024		
140273	San Gabriel Hope	01/14/2020	Active(2)	10	0	0	0.00%	16		5	Y	5	R	07/2025		
54994	SAN GABRIEL TAIWANESE	10/25/1993	Active	31	2	5	-8.82%	33	4	0	Y		N	11/2025		\$1,000.00
116525	SAN GABRIEL VALLEY ENTREPRENEUR	04/24/2012	Active	9	0	5	-35.71%	14	3	2	Y		N	10/2025	90+ Days	
126161	San Marino Griffins	11/30/2015	Active(1)	1	0	0	0.00%	20		6	N	None		12/2024		\$1,455.00
106969	SOUTH PASADENA ROYAL	12/11/2009	Active(1)	18	0	0	0.00%	18		14	N	None		09/2024		
132076	Temple City Centennial	06/30/2017	Active	18	0	0	0.00%	18		18	Y		R	11/2025		\$4,130.00
Exc Award (06/30/2019)																
2516	UPTOWN LONG BEACH	03/29/1944	Active	10	2	4	-16.67%	14	2	3	Y		R	08/2025		\$500.00
2538	WEST COVINA	01/12/1960	Active(2)	9	0	0	0.00%	19		5	N	3		12/2024		
2539	WHITTIER HOST	05/11/1922	Active	109	3	2	0.93%	117	11	0	Y	3	R	09/2024		\$1,000.00
105080	WHITTIER SPECIAL OLYMPICS SOLA	03/24/2009	Active	47	4	0	9.30%	47		0	Y		N	11/2025		
Exc Award (06/30/2017, 06/30/2018, 06/30/2021, 06/30/2023)																

Clubs Cancelled Previous Fiscal Year – Clubs Cancelled within last 12 months may be reinstated

Club Number	Club Name	Charter Date	Current Status*	Cancellation Date
-------------	-----------	--------------	-----------------	-------------------



Club Health Assessment for District 4 L2 through November 2025

INTERNATIONAL

			Status		Membership						Reports				Finance		LCIF		
Club Number	Club Name	Charter Date	Times in Status Quo in Past 2 Years	Current Member Count **	YTD Members Added	YTD Members Dropped	YTD Net Growth% ***	Member Count 1 Year Ago	Dropped Members Avg.Length of Service	Months Since Membership Update	Current Officers Reported ****	Current President Repeated Term	VP Reported *****	Last Date Reported Service (mm/yyyy)	Account Balance	YTD Donations			
66785	ARTESIA LITTLE INDIA	11/07/2002	Cancelled(8*)	12/30/2024															
174807	Los Angeles Rose	09/09/2024	Cancelled(8*)	03/29/2025															
68878	NORTHRIDGE	05/06/2003	Cancelled(8*)	10/29/2024															
156416	Norwalk Rosewood	06/17/2024	Cancelled(8*)	06/29/2025															
149898	San Gabriel Golden Bright	03/22/2022	Cancelled(8*)	06/29/2025															
2532	SIGNAL HILL	06/09/1948	Cancelled(8*)	12/30/2024															
Current Total Clubs Count	YTD New Clubs Count	YTD Cancelled Clubs Count	YTD Net Club Gain	Current Total Members Count	YTD Add	YTD Drop	YTD Net Growth	YTD Net Growth %	Member Count 12 Months Ago	Average Member Count Per Club	% of Clubs with less than 20 members	% No Officer Report in 12 Months	% of Clubs with balance 90+ days	Number of Clubs in Status Quo	% Status Quo Clubs in Financial Suspension	Number of Cancelled Clubs	Average Cancelled Club Age	Members Lost Due to Cancellation	% of Clubs Cancelled for Non-Financial Reasons
61	2	0	2	1,524	214	80	134	9.64%	1,521	25	54%	8%	15%	2	100%	0	0	0	0%

* - P - Priority Club. Cancellation Reasons: 1-Objectives/conduct, 2-Non-active club, 5-Non-existing club, 6-Disbanding, 7-Merger, 8-Financial Suspension, 9-District/Multiple District Dues.

** Red denotes below 15 active members.

*** Red denotes 20% + loss.

**** Y - all 3 (President, Secretary, Treasurer) club officers reported, N - not all 3 reported.

***** Abbreviation: N-New, IP-Immediate Past, R-Repeat.



Club Health Assessment for District 4 L3 through November 2025

			Status	Membership						Reports				Finance	LCIF	
Club Number	Club Name	Charter Date	Times in Status Quo in Past 2 Years	Current Member Count **	YTD Members Added	YTD Members Dropped	YTD Net Growth% ***	Member Count 1 Year Ago	Dropped Members Avg.Length of Service	Months Since Membership Update	Current Officers Reported ****	Current President Repeated Term	VP Reported *****	Last Date Reported Service (mm/yyyy)	Account Balance	YTD Donations
Clubs less than two years old																
182933	L A Legacy	06/18/2025	Active	20	1	1	0.00%	0	0	1	Y	2		06/2025		
189804	LA Healthcare Professional	10/07/2025	Newly Chartered	23	23	0	100.00%	0		0	Y		N			
180090	LA Maharlika Doctors	01/21/2025	Active(1)	24	0	0	0.00%	0		0	Y		N	04/2025		
178472	Los Angeles Beneficent	12/27/2024	Active(1)	14	0	0	0.00%	0		5	Y	2	R	04/2025		
182148	Los Angeles Better Tomorrow	06/04/2025	Active	20	0	0	0.00%	0		1	Y	2		06/2025		
178048	Los Angeles Blue-Blooded	12/03/2024	Active	36	6	1	16.13%	0	0	0	Y	2	R	11/2025		
182083	Los Angeles Crest	06/10/2025	Active(1)	25	5	2	13.64%	0	1	1	Y	2		06/2025		
182145	Los Angeles Eternity	06/10/2025	Active	20	0	0	0.00%	0		0	Y	2		06/2025		
178590	Los Angeles Global Leaders	12/02/2024	Active	20	0	0	0.00%	0		5	Y	2		02/2025		
178558	Los Angeles Golden Coast	09/25/2024	Active	25	0	0	0.00%	22		5	Y			06/2025		
187166	Los Angeles Noble Heart	07/15/2025	Active	31	31	0	100.00%	0		1	Y		N	08/2025	90+ Days	
Clubs more than two years old																
2541	AVALON	06/11/1947	Active	36	3	2	2.86%	35	10	0	Y	2	R	06/2025		
130805	Beverly Hills	05/23/2017	Active(3)	4	0	0	0.00%	4		11	Y	3	R	06/2025		
2439	BURBANK NOON	06/20/1968	Active	10	0	1	-9.09%	11	12	4	Y	8	R	10/2024		
	Exc Award (06/30/2018)															
122045	Carson	05/06/2014	Active(1)	27	6	0	28.57%	20		0	Y	2	R	11/2025		
	Exc Award (06/30/2015)															
2543	CULVER CITY	04/28/1923	Active(2)	11	0	0	0.00%	11		13	Y	11		11/2024		
2546	GARDENA VALLEY	11/26/1923	Active	23	0	0	0.00%	29		7	Y		N	11/2025		
2559	HAWTHORNE IMPERIAL L C	01/18/1938	Active(1)	4	0	0	0.00%	7		4	N	8		12/2024		
130114	Inglewood City of Champions	02/17/2017	Active	23	1	0	4.55%	20		3	Y		R	10/2025		
37022	KAYUMANGGI L C	05/21/1979	Active	32	2	0	6.67%	31		1	Y		N	07/2024	90+ Days	\$2,400.00
140430	Los Angeles Arirang Specialty	12/17/2019	Cancelled(8*)	0	0	3	-100.00%	2	2	2	N	None		11/2024	90+ Days	
97674	LOS ANGELES BRILLIANT	09/01/2006	Active(1)	22	5	0	29.41%	37		1	Y		N	09/2024		
50974	LOS ANGELES BUILDER	10/11/1990	Active(3)	16	0	0	0.00%	16		7	Y		N	11/2024	90+ Days	




Club Health Assessment for District 4 L3 through November 2025

			Status	Membership						Reports				Finance		LCIF
Club Number	Club Name	Charter Date	Times in Status Quo in Past 2 Years	Current Member Count **	YTD Members Added	YTD Members Dropped	YTD Net Growth% ***	Member Count 1 Year Ago	Dropped Members Avg.Length of Service	Months Since Membership Update	Current Officers Reported ****	Current President Repeated Term	VP Reported *****	Last Date Reported Service (mm/yyyy)	Account Balance	YTD Donations
38944	LOS ANGELES CENTRAL	10/30/1980	Active	23	1	2	-4.17%	27	18	3	Y			11/2025		\$1,100.00
60416	LOS ANGELES CORREGIDOR ISLAND	02/25/1998	Active	8	0	0	0.00%	8		8	Y	2	R	12/2024		
105461	LOS ANGELES COSMOPOLITAN	05/08/2009	Active	38	7	2	15.15%	35	6	1	Y			11/2025		
134631	Los Angeles Dignity Lions Club	05/30/2018	Active(1)	12	0	0	0.00%	11		8	Y	2	N	09/2024		
44204	LOS ANGELES DOWNTOWN	08/30/1984	Active(1)	32	1	0	3.23%	28		0	Y			09/2024		
95804	LOS ANGELES DYNAMIC	02/20/2006	Active	17	0	0	0.00%	15		6	Y		N	08/2025		\$1,000.00
130862	Los Angeles Empowering	05/12/2017	Active	7	0	0	0.00%	7		16	Y	3	N	01/2025		
43320	LOS ANGELES FIL AM	01/26/1984	Active	25	9	7	8.70%	22	13	1	Y		N	09/2025		
2458	LOS ANGELES GRIFFITH PARK Exc Award (06/30/2016, 06/30/2018)	12/13/1927	Active	3	0	0	0.00%	3		16	N	None		11/2024		
132381	Los Angeles Hollywood Host Exc Award (06/30/2018)	08/04/2017	Active	16	0	0	0.00%	16		15	N	None		10/2024		
110866	LOS ANGELES HWARANG	04/21/2011	Active(1)	11	0	0	0.00%	11		14	Y	3		09/2024		\$250.00
31002	LOS ANGELES KOREATOWN	06/27/1975	Active(1)	91	5	0	5.81%	87		2	Y		N	04/2025		
29251	LOS ANGELES LITTLE TOKYC Exc Award (06/30/2016)	05/07/1974	Active	6	0	0	0.00%	8		6	Y	6	R	08/2024		
134253	Los Angeles Luzvimin	03/29/2018	Active	65	14	0	27.45%	59		1	Y	2	N	11/2025		
51959	LOS ANGELES MABUHAY	08/16/1991	Active(1)	4	0	0	0.00%	4		4	Y	3		11/2024		
61469	LOS ANGELES MAHARLIKA	02/01/1999	Active(1)	40	1	3	-4.76%	53	4	0	Y		N	10/2025	90+ Days	\$1,500.00
2560	LOS ANGELES MIRACLE MILE	03/13/1947	Active	12	3	1	20.00%	10	41	0	N	None		02/2025		
140577	Los Angeles New Heritage Exc Award (06/30/2025)	12/27/2019	Active	24	0	2	-7.69%	26	6	2	Y			07/2025		
64318	LOS ANGELES NEW MILLENNIUM Exc Award (06/30/2023, 06/30/2024, 06/30/2025)	05/15/2001	Active	61	2	0	3.39%	54		0	Y		N	11/2025		
128092	Los Angeles Progressive	06/29/2016	Active	17	0	0	0.00%	17		1	Y			06/2025		
77387	LOS ANGELES SKYLINE	07/09/2003	Active	35	4	0	12.90%	33		1	Y		N	11/2025		\$2,050.00
125349	Los Angeles Synergy Exc Award (06/30/2021, 06/30/2022)	07/13/2015	Active	17	3	0	21.43%	21		3	Y		N	09/2025		



Club Health Assessment for District 4 L3 through November 2025

<div></div>			Status							Membership					Reports				Finance		LCIF
			Times in Status Quo in Past 2 Years	Current Member Count **	YTD Members Added	YTD Members Dropped	YTD Net Growth% ***	Member Count 1 Year Ago	Dropped Members Avg.Length of Service	Months Since Membership Update	Current Officers Reported ****	Current President Repeated Term	VP Reported *****	Last Date Reported Service (mm/yyyy)	Account Balance	YTD Donations					
Club Number	Club Name	Charter Date																			
136351	Los Angeles Tanay USA	09/07/2018	Active	10	1	2	-9.09%	6	0	1	Y		N	03/2025	90+ Days						
150849	Los Angeles The Future Leaders	06/10/2022	Active(1)	5	0	0	0.00%	6		5	Y			09/2024							
155643	Los Angeles True-Blue	10/13/2023	Active	94	8	15	-6.93%	101	1	1	N	None	N	09/2025							
155558	Los Angeles Unified	08/23/2023	Active	30	2	9	-18.92%	37	2	0	Y		N	06/2025							
107660	LOS ANGELES UNITY	02/24/2010	Active	4	0	0	0.00%	4		12	Y	2		09/2024							
149524	Los Angeles Vibrant	05/04/2022	Active	11	0	0	0.00%	21		5	Y		N	01/2025							
89219	LOS ANGELES WESTERN	09/01/2005	Active	18	0	0	0.00%	18		16	N	None		08/2024							
49130	LOS ANGELES WILSHIRE	01/06/1989	Active(1)	4	0	1	-20.00%	8	17	4	Y			09/2024							
2568	MALIBU	09/03/1948	Active	11	2	0	22.22%	9		3	Y	2	N	11/2024							
2573	PALOS VERDES PENINSULA	10/30/1961	Active	15	0	1	-6.25%	15	0	0	Y		IP	08/2024							
2572	REDONDO BEACH	07/11/1957	Status Quo(1)	7	0	0	0.00%	7		20	Y	15	R	09/2024	90+ Days	\$1,200.00					
2574	San Pedro	09/19/1922	Active	12	0	1	-7.69%	16	13	2	Y	4	R	11/2025							
2576	SANTA MONICA-PACIFIC PALISADES	11/01/1923	Active	22	2	3	-4.35%	25	28	1	Y		N	10/2025	90+ Days						
93248	SOUTH BAY LOMITA	01/04/2006	Active	19	0	4	-17.39%	22	21	0	Y		N	10/2025							
Exc Award (06/30/2019)																					
133908	Southern California Inka	02/22/2018	Active(1)	26	1	0	4.00%	31		3	Y	2		09/2024							
2581	TORRANCE WEST TORRANCE	10/21/1963	Active	12	0	0	0.00%	12		16	Y	9		09/2024				\$300.00			
2582	VENICE MARINA LAX	02/29/1924	Active	23	0	1	-4.17%	21	5	1	Y	2		11/2025				\$1,000.00			
2583	WEST HOLLYWOOD	12/28/1926	Active(2)	14	0	0	0.00%	14		24	Y	7	R	09/2024	90+ Days						
2585	WILMINGTON	06/17/1936	Active	10	0	0	0.00%	10		3	Y	2	R	02/2025							
Current Total Clubs Count	YTD New Clubs Count	YTD Cancelled Clubs Count	YTD Net Club Gain	Current Total Members Count	YTD Add	YTD Drop	YTD Net Growth	Member Count 12 Months Ago	Average Member Count Per Club	% of Clubs with less than 20 members	% No Officer Report in 12 Months	% of Clubs with balance 90+ days	Number of Clubs in Status Quo	% Status Quo Clubs in Financial Suspension	Number of Cancelled Clubs	Average Cancelled Club Age	Members Lost Due to Cancellation	% of Clubs Cancelled for Non-Financial Reasons			
63	2	1	1	1,377	149	64	85	6.58%	1,183	22	51%	5%	14%	1	100%	1	6	3	0%		



Club Health Assessment for District 4 L3 through November 2025

			Status		Membership				Reports				Finance	LCIF		
Club Number	Club Name	Charter Date	Times in Status Quo in Past 2 Years	Current Member Count **	YTD Members Added	YTD Members Dropped	YTD Net Growth% ***	Member Count 1 Year Ago	Dropped Members Avg.Length of Service	Months Since Membership Update	Current Officers Reported ****	Current President Repeated Term	VP Reported *****	Last Date Reported Service (mm/yyyy)	Account Balance	YTD Donations

* - P - Priority Club. Cancellation Reasons: 1-Objectives/conduct, 2-Non-active club, 5-Non-existing club, 6-Disbanding, 7-Merger, 8-Financial Suspension, 9-District/Multiple District Dues.
** Red denotes below 15 active members.
*** Red denotes 20% + loss.
**** Y - all 3 (President, Secretary, Treasurer) club officers reported, N - not all 3 reported.
***** Abbreviation: N-New, IP-Immediate Past, R-Repeat.



Club Health Assessment for District 4 L4 through November 2025

			Status	Membership						Reports				Finance	LCIF	
Club Number	Club Name	Charter Date	Times in Status Quo in Past 2 Years	Current Member Count **	YTD Members Added	YTD Members Dropped	YTD Net Growth***	Member Count 1 Year Ago	Dropped Members Avg.Length of Service	Months Since Membership Update	Current Officers Reported ****	Current President Repeated Term	VP Reported *****	Last Date Reported Service (mm/yyyy)	Account Balance	YTD Donations
Clubs more than two years old																
2586	ANAHEIM	10/06/1922	Active(1)	14	1	1	0.00%	15	0	4	Y	2	N	10/2025		
2590	BREA	07/25/1922	Active	11	0	0	0.00%	11		0	Y	2	N	10/2025		\$1,600.00
2592	BUENA PARK NOON	10/15/1957	Active	27	0	0	0.00%	24		6	Y		N	11/2025		\$250.00
Exc Award (06/30/2022)																
49097	CHINO VALLEY CA	12/27/1988	Active	23	1	0	4.55%	23		1	Y	3	N	10/2025		\$640.00
Exc Award (06/30/2018, 06/30/2020, 06/30/2021, 06/30/2023)																
2596	COSTA MESA NEWPORT HARBOR	03/08/1927	Active	28	13	3	55.56%	26	0	1	Y		N	10/2025		\$250.00
Exc Award (06/30/2022, 06/30/2023, 06/30/2024)																
145267	Costa Mesa-Goathill	05/07/2021	Active	18	0	1	-5.26%	19	5	0	Y	6	R	11/2025		
Exc Award (06/30/2022)																
2598	CUCAMONGA DISTRICT HOST	09/29/1947	Active	14	2	1	7.69%	13	2	4	Y	2	N	11/2025		\$2,520.00
Exc Award (06/30/2017)																
31414	DIAMOND BAR BREAKFAST	12/09/1975	Active	27	1	0	3.85%	27		4	Y		N	10/2025		
2603	FULLERTON HOST	03/15/1939	Active	17	0	0	0.00%	17		3	Y		IP	09/2025		\$500.00
Exc Award (06/30/2022, 06/30/2023)																
2606	GARDEN GROVE HOST	11/08/1922	Active	32	2	0	6.67%	34		2	Y			11/2025		
Exc Award (06/30/2017, 06/30/2021, 06/30/2022, 06/30/2024)																
53288	HARBOR MESA	06/16/1992	Active	27	3	3	0.00%	31	17	0	Y		N	11/2025		
2607	HUNTINGTON BEACH HOST	05/16/1938	Active	52	2	2	0.00%	60	12	0	Y		N	11/2025		
Exc Award (06/30/2017, 06/30/2023, 06/30/2024)																
2611	LA HABRA HOST	09/08/1947	Active	92	0	0	0.00%	103		6	Y		N	11/2025	90+ Days	\$5,000.00
Exc Award (06/30/2020, 06/30/2022, 06/30/2023, 06/30/2024)																
30495	LAGUNA NIGUEL	04/10/1975	Active	29	1	0	3.57%	29		0	Y		N	11/2025		\$100.00
Exc Award (06/30/2016, 06/30/2017, 06/30/2024)																
48528	MISSION VIEJO	05/06/1988	Active	9	1	0	12.50%	6		1	Y	3		10/2025		
58437	ONTARIO-UPLAND L C	06/17/1996	Active	14	0	0	0.00%	18		5	Y		IP	10/2025		\$600.00



Club Health Assessment for District 4 L4 through November 2025

			Status		Membership					Reports				Finance		LCIF		
Club Number	Club Name	Charter Date	Times in Status Quo in Past 2 Years	Current Member Count **	YTD Members Added	YTD Members Dropped	YTD Net Growth***	Member Count 1 Year Ago	Dropped Members Avg.Length of Service	Months Since Membership Update	Current Officers Reported ****	Current President Repeated Term	VP Reported *****	Last Date Reported Service (mm/yyyy)	Account Balance	YTD Donations		
Exc Award (06/30/2017)			Active	35	0	0	0.00%	26		5	Y	2		10/2025		\$1,000.00		
45646	ORANGE CH AMER OF ORANGE COUNT	01/21/1986																
Exc Award (06/30/2018, 06/30/2023, 06/30/2024)			Active	22	0	0	0.00%	23		6	Y	4	R	10/2025		\$125.00		
2620	ORANGE COUNTY CENTRAL	12/20/1922																
Exc Award (06/30/2018)			Active(1)	9	9	0	100.00%	8		1	Y			09/2025				
128711	Orange County Hana	08/24/2016																
Exc Award (06/30/2024)			Active	19	0	0	0.00%	19		4	Y		N	10/2025		\$4,050.00		
33816	ORANGE COUNTY KOREAN AMERICAN	05/10/1977																
Exc Award (06/30/2024)			Active	5	1	0	25.00%	6		1	Y			11/2025				
130760	Orange County Marshall B Ketchum University	04/27/2017																
Exc Award (06/30/2023)			Active	27	0	0	0.00%	29		5	Y	2		11/2025				
2623	POMONA HOST	03/04/1921																
Exc Award (06/30/2022, 06/30/2024)			Active	12	0	0	0.00%	8		6	Y	4	R	09/2025				
2627	SANTA ANA	01/24/1922																
Exc Award (06/30/2023)			Active	378	32	8	6.78%	369	11	0	Y	2	R	11/2025		\$16,100.00		
2630	SEAL BEACH	01/12/1939																
Exc Award (06/30/2017, 06/30/2022)			Active	14	0	0	0.00%	12		2	Y	3	R	08/2025				
2632	STANTON	11/11/1947																
Exc Award (06/30/2023)			Active	48	1	3	-4.00%	44	12	1	Y		N	08/2025				
2633	TUSTIN HOST	02/18/1948																
Exc Award (06/30/2016, 06/30/2017, 06/30/2020, 06/30/2022, 06/30/2023, 06/30/2024, 06/30/2025)			Active	11	1	0	10.00%	11		5	Y	6		04/2025				
2634	UPLAND HOST	11/07/1924																
Exc Award (06/30/2023)			Active	27	21	0	350.00%	27		1	Y		N	10/2025				
110483	WESTERNU CAMPUS	03/01/2011																
Exc Award (06/30/2023)																		
Current Total Clubs Count	YTD New Clubs Count	YTD Cancelled Clubs Count	YTD Net Club Gain	Current Total Members Count	YTD Add	YTD Drop	YTD Net Growth %	Member Count 12 Months Ago	Average Member Count Per Club	% of Clubs with less than 20 members	% No Officer Report in 12 Months	% of Clubs with balance 90+ days	Number of Clubs in Status Quo	% Status Quo Clubs in Financial Suspension	Number of Cancelled Clubs	Average Cancelled Club Age	Members Lost Due to Cancellation	% of Clubs Cancelled for Non-Financial Reasons
28	0	0	0	1,041	92	22	7.21%	1,038	37	46%	0%	4%	0	0%	0	0	0	0%



Club Health Assessment for District 4 L4 through November 2025

INTERNATIONAL

			Status	Membership					Reports					Finance	LCIF	
Club Number	Club Name	Charter Date	Times in Status Quo in Past 2 Years	Current Member Count **	YTD Members Added	YTD Members Dropped	YTD Net Growth% ***	Member Count 1 Year Ago	Dropped Members Avg.Length of Service	Months Since Membership Update	Current Officers Reported ****	Current President Repeated Term	VP Reported *****	Last Date Reported Service (mm/yyyy)	Account Balance	YTD Donations

* - P - Priority Club. Cancellation Reasons: 1-Objectives/conduct, 2-Non-active club, 5-Non-existing club, 6-Disbanding, 7-Merger, 8-Financial Suspension, 9-District/Multiple District Dues.
** Red denotes below 15 active members.
*** Red denotes 20% + loss.
**** Y - all 3 (President, Secretary, Treasurer) club officers reported, N - not all 3 reported.
***** Abbreviation: N-New, IP-Immediate Past, R-Repeat.



Club Health Assessment for District 4 L5 through November 2025

			Status	Membership						Reports				Finance		LCIF
Club Number	Club Name	Charter Date	Times in Status Quo in Past 2 Years	Current Member Count **	YTD Members Added	YTD Members Dropped	YTD Net Growth% ***	Member Count 1 Year Ago	Dropped Members Avg.Length of Service	Months Since Membership Update	Current Officers Reported ****	Current President Repeated Term	VP Reported *****	Last Date Reported Service (mm/yyyy)	Account Balance	YTD Donations
Clubs less than two years old																
171762	Apple Valley Sunrise	05/23/2024	Active	55	3	0	5.77%	38		0	Y		N	11/2025		\$400.00
171896	Jurupa Valley RivCo	06/20/2024	Cancelled(6*)	0	0	0	0.00%	24		3	N	None		05/2025		
171510	San Bernardino Beacon of Light	05/15/2024	Active(1)	18	0	0	0.00%	24		1	Y	3		01/2025		
Clubs more than two years old																
32192	ANZA	05/07/1976	Active	33	6	2	13.79%	47	3	0	Y			09/2025		
102533	APPLE VALLEY	06/19/2008	Active	18	1	1	0.00%	20	3	0	Y		N	11/2025		\$125.00
	Exc Award (06/30/2021)															
2641	BARSTOW	02/01/1950	Cancelled(6*)	0	0	8	-100.00%	8	18	4	N	None		12/2023	90+ Days	
2642	BEAUMONT	05/28/1947	Active	14	0	0	0.00%	14		6	Y	4	R	04/2024		
37563	BIG BEAR L C	10/15/1979	Active	28	1	3	-6.67%	28	2	0	Y		N	11/2025		\$2,500.00
125198	Big Pines Teresita Pines	06/29/2015	Active	15	0	0	0.00%	13		1	Y	7	R	06/2024		
2643	BLOOMINGTON	05/11/1960	Active	6	0	0	0.00%	6		6	Y		IP	11/2025		
2644	BLYTHE	04/19/1946	Active(1)	17	0	0	0.00%	7		6	Y	2	R	11/2023	90+ Days	
2436	BORON	04/11/1944	Active	7	2	0	40.00%	5		4	Y	2	R	10/2024	90+ Days	
38890	CALIMESA BREAKFAST	09/29/1980	Active	38	0	1	-2.56%	40	39	1	Y	3	N	06/2024		
	Exc Award (06/30/2024)															
30323	CANYON LAKE	03/12/1975	Active	16	0	1	-5.88%	22	4	3	Y		R	11/2025		\$500.00
2646	COACHELLA VALLEY	01/12/1926	Active(1)	15	0	0	0.00%	15		5	Y	2	R	11/2023		
140491	Colton	12/20/2019	Active(1)	29	2	1	3.57%	30	6	0	Y		N	11/2025	90+ Days	
2648	CORONA	09/04/1923	Active	17	1	1	0.00%	17	9	2	Y		N	11/2025		
144972	Crestline	02/12/2021	Active	23	0	6	-20.69%	33	3	3	Y	2	N	11/2025		
	Exc Award (06/30/2022, 06/30/2024)															
50368	DESERT CENTER	04/02/1990	Active	16	0	0	0.00%	18		7	Y	2	R	03/2024		
	CHUCKWALLA VALLEY															
38548	FONTANA BREAKFAST	06/10/1980	Active	14	0	0	0.00%	14		5	Y	6		10/2023		
2654	GRAND TERRACE	11/29/1973	Active	27	1	0	3.85%	29		2	Y		N	11/2025	90+ Days	
2655	HEMET	10/11/1938	Active	11	1	0	10.00%	12		4	Y	3		11/2025		



Club Health Assessment for District 4 L5 through November 2025

			Status	Membership						Reports				Finance	LCIF	
Club Number	Club Name	Charter Date	Times in Status Quo in Past 2 Years	Current Member Count **	YTD Members Added	YTD Members Dropped	YTD Net Growth***	Member Count 1 Year Ago	Dropped Members Avg.Length of Service	Months Since Membership Update	Current Officers Reported ****	Current President Repeated Term	VP Reported *****	Last Date Reported Service (mm/yyyy)	Account Balance	YTD Donations
124596	Highland	04/15/2015	Active	12	0	0	0.00%	10		2	Y	2	N	07/2025		
2659	JURUPA DISTRICT	04/09/1948	Active(1)	39	2	5	-7.14%	45	7	1	Y	4	R	11/2025		\$100.00
	Exc Award (06/30/2016)															
2662	LUCERNE VALLEY	05/15/1947	Active	41	1	7	-12.77%	45	5	1	Y		N	07/2025		\$1,000.00
125026	Menifee Valley	06/04/2015	Active	9	0	0	0.00%	9		16	Y		R	08/2023		
53141	MURRIETA	05/22/1992	Active	21	2	1	5.00%	21	2	1	Y		R	11/2025		\$80.50
89504	MURRIETA BREAKFAST	10/25/2005	Active(1)	8	0	0	0.00%	7		1	Y		R	10/2025	90+ Days	
2664	NORCO	03/29/1951	Active	20	2	0	11.11%	19		2	Y	8	R	10/2023		
135062	North Fontana Centennial	06/22/2018	Active	20	3	0	17.65%	15		0	Y		N	11/2025		\$50.00
42636	NUEVO & LAKEVW & JUN FL NUVIEW	05/24/1983	Active	13	0	0	0.00%	16		5	Y	4	N	09/2023		
2667	PALM SPRINGS	01/15/1937	Active	27	0	0	0.00%	28		5	Y		R	03/2024		
2671	REDLANDS EVENING	06/18/1970	Active	10	0	0	0.00%	10		5	Y			01/2024		
2672	RIALTO HOST	10/14/1947	Active	14	0	0	0.00%	15		4	Y	4	N	11/2025		
2680	SAN JACINTO	01/16/1928	Active	36	1	0	2.86%	33		4	Y		N	11/2025		\$1,000.00
37564	SILVER LAKES-HELENDALE LC	10/22/1979	Active(2)	12	0	0	0.00%	12		8	Y	5		10/2023		
53500	SPRING VALLEY LAKE	07/06/1992	Active	17	1	6	-22.73%	23	4	1	Y	3	R	11/2025		
2669	TEMECULA	03/17/1969	Active	13	0	0	0.00%	11		10	Y	3		11/2024		
152634	Timberline Lions of Wrightwood	03/14/2023	Active	13	0	5	-27.78%	18	10	0	N		N	07/2023		
2684	VICTORVILLE	01/12/1926	Active(1)	14	0	0	0.00%	20		5	Y	2	R	05/2025		
2686	YUCAIPA VALLEY	09/02/1954	Active	16	0	0	0.00%	17		10	Y		N	08/2024		\$50.00

Clubs Cancelled Previous Fiscal Year – Clubs Cancelled within last 12 months may be reinstated

Club Number	Club Name	Charter Date	Current Status*	Cancellation Date
124341	Calimesa-Yucaipa	03/16/2015	Cancelled(6*)	09/29/2024
2676	RIVERSIDE MAGNOLIA CENTER	03/28/1951	Cancelled(8*)	11/30/2024



Club Health Assessment for District 4 L5 through November 2025

						Status		Membership					Reports				Finance		LCIF
						Times in Status Quo in Past 2 Years		Current Member Count **	YTD Members Added	YTD Members Dropped	YTD Net Growth***	Member Count 1 Year Ago	Dropped Members Avg.Length of Service	Months Since Membership Update	Current Officers Reported ****	Current President Repeated Term	VP Reported *****	Last Date Reported Service (mm/yyyy)	Account Balance
Club Number	Club Name		Charter Date																
Current Total Clubs Count	YTD New Clubs Count	YTD Cancelled Clubs Count	YTD Net Club Gain	Current Total Members Count	YTD Add	YTD Drop	YTD Net Growth	YTD Net Growth %	Member Count 12 Months Ago	Average Member Count Per Club	% of Clubs with less than 20 members	% No Officer Report in 12 Months	% of Clubs with balance 90+ days	Number of Clubs in Status Quo	% Status Quo Clubs in Financial Suspension	Number of Cancelled Clubs	Average Cancelled Club Age	Members Lost Due to Cancellation	% of Clubs Cancelled for Non-Financial Reasons
39	0	2	-2	772	30	48	-18	-2.28%	838	20	64%	0%	13%	0	0%	2	80	8	50%

* - P - Priority Club. Cancellation Reasons: 1-Objectives/conduct, 2-Non-active club, 5-Non-existing club, 6-Disbanding, 7-Merger, 8-Financial Suspension, 9-District/Multiple District Dues.

** Red denotes below 15 active members.

*** Red denotes 20% + loss.

**** Y - all 3 (President, Secretary, Treasurer) club officers reported, N - not all 3 reported.

***** Abbreviation: N-New, IP-Immediate Past, R-Repeat.



Club Health Assessment for District 4 L6 through November 2025

			Status	Membership						Reports				Finance	LCIF	
Club Number	Club Name	Charter Date	Times in Status Quo in Past 2 Years	Current Member Count **	YTD Members Added	YTD Members Dropped	YTD Net Growth% ***	Member Count 1 Year Ago	Dropped Members Avg.Length of Service	Months Since Membership Update	Current Officers Reported ****	Current President Repeated Term	VP Reported *****	Last Date Reported Service (mm/yyyy)	Account Balance	YTD Donations
Clubs less than two years old																
157635	Chula Vista Noble	05/17/2024	Cancelled(6*)	0	0	0	0.00%	24		0	N	None		11/2024		
180706	Fallbrook Ranch	02/26/2025	Active	21	1	0	5.00%	0		2	Y	2	N	10/2025		
178678	San Diego All City Entertainment	10/15/2024	Active	42	0	0	0.00%	27		7	Y	2		10/2025		
174357	San Diego Dynamic	07/11/2024	Active	56	2	6	-6.67%	59	1	3	Y	2	R	10/2025		
Clubs more than two years old																
138188	Calipatria	05/07/2019	Active	13	1	1	0.00%	13	6	2	Y	2	N	10/2025		
2694	CHULA VISTA HOST	09/23/1941	Active	11	0	0	0.00%	11		16	Y	2	R	11/2025		
142211	Chula Vista Visionaries	07/15/2020	Active	29	6	3	11.54%	30	5	2	Y	2	R	10/2025		
2696	CORONADO	04/28/1939	Active(1)	8	0	1	-11.11%	9	12	1	Y			09/2025		
107475	DEL MAR SOLANA BEACH DEL SOL	02/15/2010	Active	19	0	0	0.00%	20		4	Y	4	R	11/2025		
2699	EL CAJON VALLEY	04/26/1947	Active	58	4	2	3.57%	58	11	0	Y			11/2025		\$5,000.00
Exc Award (06/30/2018)																
2700	EL CENTRO HOST	05/09/1947	Active	8	0	1	-11.11%	9	49	2	Y	3	R	09/2025		\$1,000.00
2701	EL CENTRO SOL DE ORO	12/27/1966	Active(1)	5	0	3	-37.50%	8	38	1	Y	2		10/2025		
52199	ENCINITAS	12/02/1991	Active	21	1	0	5.00%	18		2	Y		N	10/2025		\$1,000.00
56161	ESCONDIDO CHAMPAGNE VILLAGE	10/21/1994	Active	55	0	0	0.00%	54		0	Y		N	10/2025		\$50.00
2703	ESCONDIDO HOST	08/09/1944	Active	4	0	0	0.00%	11		4	Y	4		11/2025		
78686	HARBISON CANYON	04/05/2004	Active	8	1	0	14.29%	7		2	Y	4		10/2025		
2708	IMPERIAL	09/22/1950	Active	9	0	0	0.00%	9		17	Y	14		10/2025		
133161	Imperial Beach	12/27/2017	Active	10	1	0	11.11%	12		2	Y		N	09/2025		
124902	La Jolla Presidents	06/04/2015	Active(1)	3	0	1	-25.00%	14	13	1	N			10/2025		
2711	LA MESA	03/17/1949	Active	34	7	3	13.33%	32	19	0	Y		N	11/2025		\$140.00
Exc Award (06/30/2017)																
133218	La Mesa Himalayan Friendship	12/13/2017	Active	4	0	0	0.00%	4		21	Y	8		11/2025		
124657	Lemon Grove Lions Club	05/28/2015	Active	19	0	1	-5.00%	17	1	4	Y	3	N	11/2025		\$1,000.00
Exc Award (06/30/2024, 06/30/2025)																



Club Health Assessment for District 4 L6 through November 2025

			Status	Membership						Reports				Finance	LCIF	
Club Number	Club Name	Charter Date	Times in Status Quo in Past 2 Years	Current Member Count **	YTD Members Added	YTD Members Dropped	YTD Net Growth% ***	Member Count 1 Year Ago	Dropped Members Avg.Length of Service	Months Since Membership Update	Current Officers Reported ****	Current President Repeated Term	VP Reported *****	Last Date Reported Service (mm/yyyy)	Account Balance	YTD Donations
2714	NATIONAL CITY HOST	06/21/1944	Active	19	3	0	18.75%	18		0	Y	2	R	11/2025	90+ Days	\$1,320.00
2717	OCEANSIDE SEA LIONS	06/11/1968	Active	43	5	1	10.26%	53	0	0	Y		N	11/2025		
Exc Award (06/30/2024)																
2718	PAUMA VALLEY	01/23/1952	Active	19	0	2	-9.52%	19	4	4	Y	8	N	09/2025		
2719	POWAY	09/28/1960	Active	5	0	0	0.00%	8		5	Y	2		11/2025	90+ Days	
146878	Ramona	06/28/2021	Active	11	1	0	10.00%	10		2	Y	3		11/2025		
142672	San Diego Classic Gold	08/31/2020	Cancelled(8*)	0	0	10	-100.00%	10	4	1	N	None		08/2022		
83143	SAN DIEGO COSMOPOLITAN	07/04/2004	Active	11	1	2	-8.33%	10	1	0	Y	2		09/2025		
62439	SAN DIEGO EXECUTIVE	10/29/1999	Active	21	0	3	-12.50%	24	3	0	Y	2	R	11/2025		\$500.00
Exc Award (06/30/2017)																
98914	SAN DIEGO FOREVER	03/30/2007	Active	112	6	10	-3.45%	111	6	0	Y		N	11/2025		\$300.00
Exc Award (06/30/2021, 06/30/2022, 06/30/2023, 06/30/2025)																
2722	SAN DIEGO HOST	09/08/1921	Active	75	1	6	-6.25%	81	22	1	Y		N	07/2025		
56076	SAN DIEGO MAJESTIC	09/09/1994	Active	71	12	1	18.33%	84	0	1	Y	3	R	11/2025		\$2,550.00
Exc Award (06/30/2017, 06/30/2018, 06/30/2021, 06/30/2022, 06/30/2023, 06/30/2025)																
140614	San Diego Miramar	01/14/2020	Active	24	0	3	-11.11%	28	5	2	Y		N	11/2025		\$1,100.00
Exc Award (06/30/2022)																
106067	SAN DIEGO NORTH COUNTY	07/07/2009	Active	14	0	0	0.00%	13		6	Y	2		10/2025		
2728	SAN DIEGO NORTH PARK	05/18/1926	Active	19	2	5	-13.64%	22	22	3	Y		N	10/2025	90+ Days	\$5,000.00
Exc Award (06/30/2022)																
119990	San Diego Pathfinders	07/16/2013	Active	31	14	0	82.35%	23		3	Y		R	09/2025		\$1,100.00
2729	SAN DIEGO PENINSULA	02/19/1946	Active	12	0	0	0.00%	12		16	Y		N	10/2025		
100585	SAN DIEGO PREMIER	11/26/2007	Active	19	2	0	11.76%	24		3	Y		N	10/2025	90+ Days	
2732	SAN DIEGO RANCHO BERNARDO	06/27/1964	Active	17	2	0	13.33%	18		4	Y		N	10/2025		\$1,050.00
156415	San Diego Renaissance	11/07/2023	Active	36	0	8	-18.18%	45	2	0	N		N	11/2025		\$150.00
134397	San Diego Roaring	04/13/2018	Active	34	0	1	-2.86%	33	2	2	Y	2	R	11/2025		\$1,000.00
Exc Award (06/30/2025)																
147567	San Diego Stars	07/13/2021	Active	74	5	0	7.25%	69		2	Y		N	11/2025		\$1,470.00
Exc Award (06/30/2023, 06/30/2025)																



Club Health Assessment for District 4 L6 through November 2025

			Status	Membership					Reports					Finance	LCIF	
Club Number	Club Name	Charter Date	Times in Status Quo in Past 2 Years	Current Member Count **	YTD Members Added	YTD Members Dropped	YTD Net Growth% ***	Member Count 1 Year Ago	Dropped Members Avg.Length of Service	Months Since Membership Update	Current Officers Reported ****	Current President Repeated Term	VP Reported *****	Last Date Reported Service (mm/yyyy)	Account Balance	YTD Donations
106066	SAN DIEGO TFC	07/07/2009	Active	18	0	0	0.00%	18		4	Y		N	11/2025	90+ Days	\$60.00
	Exc Award (06/30/2017)															
111025	SAN DIEGO UNITED	05/17/2011	Active	14	0	0	0.00%	13		4	Y	2	N	10/2025		\$1,000.00
100624	SAN DIEGO VIETNAMESE AMERICAN	12/01/2007	Active(1)	10	0	0	0.00%	10		11	Y	8		09/2025		
43134	SAN MARCOS	11/17/1983	Active	16	0	4	-20.00%	18	19	4	Y		N	10/2025		
	Exc Award (06/30/2018, 06/30/2023)															
2739	SPRING VALLEY	10/27/1954	Active	18	1	0	5.88%	18		2	Y		N	11/2025		\$450.00
2741	VISTA AMIGOS DE VISTA	02/03/1970	Active	22	0	1	-4.35%	21	6	4	Y	2	R	09/2025		
53897	VISTA PRIDE OF VISTA	12/16/1992	Active	19	1	2	-5.00%	20	13	2	Y		N	11/2025		
111147	WEST SHORES	06/02/2011	Active	21	1	0	5.00%	20		0	Y		R	11/2025		\$50.00

Clubs Cancelled Previous Fiscal Year – Clubs Cancelled within last 12 months may be reinstated

Club Number	Club Name	Charter Date	Current Status*	Cancellation Date
146873	Lemon Grove Latino DIV	06/22/2021	Cancelled(6*)	01/29/2025

Current Total Clubs Count	YTD New Clubs Count	YTD Cancelled Clubs Count	YTD Net Club Gain	Current Total Members Count	YTD Add	YTD Drop	YTD Net Growth	YTD Net Growth %	Member Count 12 Months Ago	Average Member Count Per Club	% of Clubs with less than 20 members	% No Officer Report in 12 Months	% of Clubs with balance 90+ days	Number of Clubs in Status Quo	% Status Quo Clubs in Financial Suspension	Number of Cancelled Clubs	Average Cancelled Club Age	Members Lost Due to Cancellation	% of Clubs Cancelled for Non-Financial Reasons
49	0	2	-2	1,242	81	81	0	0.00%	1,299	25	59%	0%	8%	0	0%	2	5	10	50%

* - P - Priority Club. Cancellation Reasons: 1-Objectives/conduct, 2-Non-active club, 5-Non-existing club, 6-Disbanding, 7-Merger, 8-Financial Suspension, 9-District/Multiple District Dues.

** Red denotes below 15 active members.

*** Red denotes 20% + loss.

**** Y - all 3 (President, Secretary, Treasurer) club officers reported, N - not all 3 reported.

***** Abbreviation: N-New, IP-Immediate Past, R-Repeat.




Club Health Assessment for District 5M 1 through November 2025

			Status	Membership						Reports				Finance	LCIF	
Club Number	Club Name	Charter Date	Times in Status Quo in Past 2 Years	Current Member Count **	YTD Members Added	YTD Members Dropped	YTD Net Growth% ***	Member Count 1 Year Ago	Dropped Members Avg.Length of Service	Months Since Membership Update	Current Officers Reported ****	Current President Repeated Term	VP Reported *****	Last Date Reported Service (mm/yyyy)	Account Balance	YTD Donations
Clubs less than two years old																
186161	Rochester Ambassadors	07/11/2025	Active	40	40	0	100.00%	0		1	Y		N			
Clubs more than two years old																
33296	ADAMS	02/09/1977	Active	34	1	4	-8.11%	40	6	0	Y	2	R	06/2025		
Exc Award (06/30/2019, 06/30/2022, 06/30/2024)																
43983	ALTURA	06/25/1984	Active	21	0	0	0.00%	21		6	Y		N	11/2025		\$2,000.00
Exc Award (06/30/2017, 06/30/2019, 06/30/2024)																
3040	AUSTIN	10/19/1944	Active	64	2	0	3.23%	61		1	Y		N	01/2025		
39025	AUSTIN MORNING	11/28/1980	Active	37	2	0	5.71%	34		0	Y		N	11/2025		
Exc Award (06/30/2024)																
145709	Bellechester Area	03/19/2021	Active	4	0	1	-20.00%	31	5	0	N		N	11/2024		
42520	BROWNSVILLE	04/29/1983	Active	22	0	0	0.00%	25		7	N	None		10/2024		
3044	BYRON	11/18/1969	Active	18	0	1	-5.26%	19	14	4	Y		N	09/2024		
Exc Award (06/30/2017, 06/30/2018, 06/30/2019, 06/30/2020)																
3045	CALEDONIA	01/11/1966	Active	18	0	0	0.00%	18		4	Y	2	N	12/2024		
3046	CANNON FALLS	08/24/1973	Active	22	0	1	-4.35%	22	52	0	Y		N	07/2024		
3047	CHATFIELD	04/16/1969	Active	22	0	0	0.00%	26		9	Y	4		10/2025		
33007	DENNISON	11/18/1976	Active	22	0	0	0.00%	22		30	N	None		10/2024		
3048	DODGE CENTER	05/20/1968	Active	22	1	3	-8.33%	27	10	1	Y		R	01/2025		
37760	EITZEN	12/28/1979	Active	56	3	0	5.66%	49		4	Y		N	04/2025	90+ Days	
Exc Award (06/30/2017, 06/30/2024)																
3052	GOODHUE	04/24/1964	Active	108	5	2	2.86%	106	1	0	Y		N	06/2025		\$2,000.00
Exc Award (06/30/2017, 06/30/2021, 06/30/2022, 06/30/2024)																
78369	GRAND MEADOW	02/27/2004	Active	22	0	0	0.00%	22		0	Y			08/2024		
3054	HARMONY	07/17/1947	Active	28	0	1	-3.45%	30	4	1	Y	2	N	07/2025		
Exc Award (06/30/2021)																
3055	HAYFIELD	05/16/1966	Active	36	0	1	-2.70%	37	59	0	Y		N	09/2025		



Club Health Assessment for District 5M 1 through November 2025

			Status	Membership						Reports				Finance		LCIF		
Club Number	Club Name	Charter Date	Times in Status Quo in Past 2 Years	Current Member Count **	YTD Members Added	YTD Members Dropped	YTD Net Growth% ***	Member Count 1 Year Ago	Dropped Members Avg.Length of Service	Months Since Membership Update	Current Officers Reported ****	Current President Repeated Term	VP Reported *****	Last Date Reported Service (mm/yyyy)	Account Balance	YTD Donations		
35524	HOKAH	05/08/1978	Active	28	0	0	0.00%	31		7	Y	5	R	12/2024	90+ Days	\$1,000.00		
62892	HOUSTON	03/13/2000	Active	33	1	2	-2.94%	34	14	1	Y	2	R	11/2025				
Exc Award (06/30/2022, 06/30/2024)																		
34502	KASSON MANTORVILLE L C	10/18/1977	Active	82	3	0	3.80%	83		0	Y		N	11/2025				
Exc Award (06/30/2017, 06/30/2021, 06/30/2023)																		
38891	KELLOGG	09/23/1980	Active	34	0	0	0.00%	34		0	N	None	R	12/2024				
3056	KENYON	08/28/1945	Active	2	0	0	0.00%	5		5	Y	11		11/2024				
3059	LA CRESCENT	10/18/1965	Active	58	0	0	0.00%	59		5	Y		N	09/2025				
Exc Award (06/30/2018, 06/30/2022, 06/30/2023)																		
3057	LAKE CITY	09/17/1973	Active	62	0	3	-4.62%	62	5	0	Y		N	10/2025				
Exc Award (06/30/2024)																		
120279	Le Roy	09/05/2013	Active	16	0	0	0.00%	16		7	Y		N	08/2025				
Exc Award (06/30/2024)																		
3061	LEWISTON	01/24/1957	Active	23	0	1	-4.17%	28	7	3	Y	5	R	04/2025				
Exc Award (06/30/2017)																		
3062	LYLE	10/01/1958	Active	17	0	0	0.00%	17		6	Y	2	R	12/2024				
3063	MABEL	11/10/1944	Active	41	0	0	0.00%	40		11	Y		R	11/2024				
3065	MAZEPPA	02/20/1973	Active	98	13	3	11.36%	87	9	0	Y		R	08/2025				
Exc Award (06/30/2024)																		
119759	Oronoco	06/21/2013	Active	13	0	1	-7.14%	16	2	0	Y		R	07/2025				
55484	OSTRANDER	03/31/1994	Active	15	1	1	0.00%	15	31	4	N	9	R	12/2024				
3069	PINE ISLAND	01/26/1961	Active	60	1	3	-3.23%	62	9	2	Y			11/2025		\$3,000.00		
Exc Award (06/30/2017, 06/30/2021)																		
3070	PLAINVIEW	11/29/1967	Active	36	1	3	-5.26%	38	21	0	Y		N	11/2025		\$250.00		
Exc Award (06/30/2017, 06/30/2019, 06/30/2021)																		
3071	PRESTON	11/27/1944	Active	32	0	0	0.00%	32		8	Y	8		12/2024				
43846	RACINE	05/29/1984	Active	19	0	0	0.00%	19		16	Y	8		11/2024				
3072	RED WING	07/16/1946	Active	36	0	1	-2.70%	38	3	0	Y			10/2025		\$200.00		
Exc Award (06/30/2022)																		
31420	ROCHESTER 76	12/02/1975	Active	21	0	0	0.00%	21		2	Y		N	10/2025	90+ Days	\$335.00		



Club Health Assessment for District 5M 1 through November 2025

			Status		Membership						Reports				Finance		LCIF		
Club Number	Club Name	Charter Date	Times in Status Quo in Past 2 Years	Current Member Count **	YTD Members Added	YTD Members Dropped	YTD Net Growth% ***	Member Count 1 Year Ago	Dropped Members Avg.Length of Service	Months Since Membership Update	Current Officers Reported ****	Current President Repeated Term	VP Reported *****	Last Date Reported Service (mm/yyyy)	Account Balance	YTD Donations			
Exc Award (06/30/2022)			Active	31	0	0	0.00%	29		4	Y	2		06/2025	90+ Days	\$420.00			
3073	ROCHESTER HOST	10/21/1938																	
Exc Award (06/30/2017)			Active	25	1	0	4.17%	26		3	Y		N	09/2025					
42521	ROCHESTER MORNING PRIDE	04/29/1983																	
3074	RUSHFORD	06/18/1942	Active	30	0	0	0.00%	30		1	Y			04/2025					
3076	SPRING GROVE	03/29/1966	Active	35	4	2	6.06%	24	7	2	Y	3	N	06/2025					
3075	ST CHARLES	09/10/1947	Active	32	0	1	-3.03%	31	22	4	Y			09/2024					
Exc Award (06/30/2016)			Active	36	1	0	2.86%	37		3	Y	2		08/2025					
3077	STEWARTVILLE	05/13/1968																	
78765	STEWARTVILLE MORNING	04/12/2004	Active	74	8	5	4.23%	71	5	0	Y		N	11/2025					
Exc Award (06/30/2018, 06/30/2019, 06/30/2021, 06/30/2022, 06/30/2023)			Active(1)	26	5	4	4.00%	31	2	2	Y		N	11/2025					
153917	Wabasha Area Lions	05/11/2023																	
3078	WANAMINGO	07/11/1955	Active	23	0	0	0.00%	23		9	N			11/2024					
Exc Award (06/30/2017)			Active	34	3	4	-2.86%	35	21	1	Y		N	07/2025					
3081	WINONA	04/16/1935																	
Exc Award (06/30/2024)			Active	14	1	2	-6.67%	17	3	4	Y		N	02/2025					
58289	WINONA RIVERTOWN	05/20/1996																	
Exc Award (06/30/2019)			Active	10	0	0	0.00%	10		10	N	None		11/2024					
36370	WYKOFF	12/29/1978																	
143807	Zumbro Falls Lioness	12/07/2020	Active	15	0	2	-11.76%	17	5	0	Y	2	R	08/2025					
126857	Zumbrota	02/12/2016	Active	16	1	2	-5.88%	17	7	3	Y	4	R	05/2025					
Current Total Clubs Count	YTD New Clubs Count	YTD Cancelled Clubs Count	YTD Net Club Gain	Current Total Members Count	YTD Add	YTD Drop	YTD Net Growth	YTD Net Growth %	Member Count 12 Months Ago	Average Member Count Per Club	% of Clubs with less than 20 members	% No Officer Report in 12 Months	% of Clubs with balance 90+ days	Number of Clubs in Status Quo	% Status Quo Clubs in Financial Suspension	Number of Cancelled Clubs	Average Cancelled Club Age	Members Lost Due to Cancellation	% of Clubs Cancelled for Non-Financial Reasons
52	1	0	1	1,723	98	54	44	2.62%	1,725	33	25%	0%	8%	0	0%	0	0	0	0%

* - P - Priority Club. Cancellation Reasons: 1-Objectives/conduct, 2-Non-active club, 5-Non-existing club, 6-Disbanding, 7-Merger, 8-Financial Suspension, 9-District/Multiple District Dues.

** Red denotes below 15 active members.

*** Red denotes 20% + loss.

**** Y - all 3 (President, Secretary, Treasurer) club officers reported, N - not all 3 reported.

***** Abbreviation: N-New, IP-Immediate Past, R-Repeat.



Club Health Assessment for District 5M 2 through November 2025

			Status	Membership					Reports				Finance		LCIF	
Club Number	Club Name	Charter Date	Times in Status Quo in Past 2 Years	Current Member Count **	YTD Members Added	YTD Members Dropped	YTD Net Growth% ***	Member Count 1 Year Ago	Dropped Members Avg.Length of Service	Months Since Membership Update	Current Officers Reported ****	Current President Repeated Term	VP Reported *****	Last Date Reported Service (mm/yyyy)	Account Balance	YTD Donations
Clubs less than two years old																
182408	Le Sueur County CSL	06/04/2025	Active	17	1	0	6.25%	0		1	Y	2		10/2025		\$40.00
Clubs more than two years old																
3038	ALBERT LEA	12/10/1940	Active	31	1	0	3.33%	28		3	N	2		08/2024		
3039	ALBERT LEA CLOVERLEAF	12/18/1973	Active	9	0	0	0.00%	9		8	Y			12/2024		
53774	ALBERT LEA LAKEVIEW	10/30/1992	Active	37	2	1	2.78%	32	0	0	Y			05/2025		
36188	ALDEN	11/17/1978	Active	18	0	0	0.00%	20		7	Y		N	09/2024		\$285.00
Exc Award (06/30/2019, 06/30/2023)																
39339	AMBOY	01/26/1981	Active	15	0	0	0.00%	15		7	Y	3		11/2025		
2989	ARLINGTON	10/09/1952	Active	16	1	0	6.67%	16		2	Y		N	10/2025		\$100.00
50337	BELLE PLAINE	03/22/1990	Active	19	0	0	0.00%	19		7	Y	7	R	09/2024		
3041	BLOOMING PRAIRIE	11/16/1954	Active	31	0	17	-35.42%	48	17	0	Y			07/2024		
3042	BLUE EARTH	03/24/1960	Active	3	0	1	-25.00%	21	42	1	N			11/2025		
40988	BROWNTON	03/22/1982	Active	38	1	1	0.00%	37	16	0	Y		N	11/2025		
Exc Award (06/30/2024)																
2991	CARVER	10/23/1973	Active	51	2	0	4.08%	45		3	Y		R	04/2025		
49028	CHANHASSEN	11/21/1988	Active	53	1	4	-5.36%	60	3	2	Y		N	11/2025		\$1,705.00
Exc Award (06/30/2022, 06/30/2023)																
2993	CHASKA	02/27/1958	Active	55	2	8	-9.84%	73	12	1	Y	2	R	11/2025		\$20.00
Exc Award (06/30/2017)																
28004	COLOGNE	02/19/1974	Active	53	9	0	20.45%	41		0	Y		N	12/2024		\$854.50
Exc Award (06/30/2024)																
40298	COURTLAND	08/31/1981	Active	18	1	0	5.88%	19		4	Y		N	10/2025		
Exc Award (06/30/2016, 06/30/2019, 06/30/2024)																
136588	Eagle Lake Area	10/10/2018	Active	16	0	0	0.00%	16		7	Y		N	10/2025		
Exc Award (06/30/2023)																
3050	ELLENDAL	02/25/1971	Active	20	0	0	0.00%	18		6	Y	2		01/2025		
3051	FARIBAULT	10/11/1921	Active	44	2	0	4.76%	44		2	Y		N	11/2025		\$975.00



Club Health Assessment for District 5M 2 through November 2025

			Status	Membership						Reports				Finance	LCIF	
Club Number	Club Name	Charter Date	Times in Status Quo in Past 2 Years	Current Member Count **	YTD Members Added	YTD Members Dropped	YTD Net Growth% ***	Member Count 1 Year Ago	Dropped Members Avg.Length of Service	Months Since Membership Update	Current Officers Reported ****	Current President Repeated Term	VP Reported *****	Last Date Reported Service (mm/yyyy)	Account Balance	YTD Donations
Exc Award (06/30/2018, 06/30/2019, 06/30/2022, 06/30/2023)																
3001	GIBBON	11/24/1959	Active	27	0	2	-6.90%	29	7	4	Y		N	11/2025		
29907	GLENCOE	11/11/1974	Active	22	1	0	4.76%	24		4	Y	3	R	01/2025	90+ Days	
3003	GREEN ISLE	09/19/1972	Active	37	2	2	0.00%	36	12	3	Y		N	05/2025	90+ Days	\$320.00
Exc Award (06/30/2022, 06/30/2023)																
41138	HAMBURG	04/20/1982	Active	24	0	2	-7.69%	28	43	2	Y	8	N	11/2025		
Exc Award (06/30/2017, 06/30/2022, 06/30/2023)																
3004	HENDERSON	10/27/1970	Active	24	2	3	-4.00%	26	32	1	N			09/2024		
41457	HUTCHINSON	06/28/1982	Active	30	6	2	15.38%	27	4	1	Y		N	11/2025		
Exc Award (06/30/2017, 06/30/2023)																
36547	JORDAN	02/26/1979	Active	46	4	2	4.55%	46	17	0	Y		N	11/2025		
Exc Award (06/30/2022, 06/30/2023)																
53213	JORDAN JORDANESS	06/03/1992	Active	50	0	2	-3.85%	48	8	0	Y		N	12/2024		\$725.00
Exc Award (06/30/2016, 06/30/2017, 06/30/2023, 06/30/2024)																
36792	LAFAYETTE & AREA	03/27/1979	Active	45	4	2	4.65%	45	26	0	Y		N	06/2025		\$20.00
Exc Award (06/30/2017, 06/30/2018)																
3058	LAKE CRYSTAL	09/06/1945	Active	39	0	0	0.00%	39		7	N			10/2024		
31649	LE CENTER	02/09/1976	Active	43	1	1	0.00%	43	35	0	N	None	R	10/2025		
3060	LE SUEUR	03/09/1960	Active	35	0	2	-5.41%	36	3	1	Y	3	R	09/2025		
Exc Award (06/30/2017, 06/30/2018)																
45762	LESTER PRAIRIE	02/24/1986	Active	27	0	0	0.00%	27		4	Y		N	10/2025		
Exc Award (06/30/2017)																
37762	LONSDALE	12/27/1979	Active	32	1	0	3.23%	34		4	Y	7	R	08/2025		
Exc Award (06/30/2022, 06/30/2024)																
3064	MANKATO	09/26/1925	Active	18	0	0	0.00%	17		3	Y			04/2025		\$25.00
43847	MANKATO SUNRISE	05/07/1984	Active	25	0	1	-3.85%	26	7	0	Y		N	10/2024		\$625.00
Exc Award (06/30/2017)																
132699	Mayer New Germany	10/20/2017	Active	18	0	0	0.00%	17		6	Y		IP	08/2025		
46808	MINNESOTA LAKE	01/05/1987	Active	19	1	0	5.56%	18		4	Y		N	10/2025	90+ Days	
Exc Award (06/30/2017)																



Club Health Assessment for District 5M 2 through November 2025

			Status	Membership						Reports				Finance	LCIF	
Club Number	Club Name	Charter Date	Times in Status Quo in Past 2 Years	Current Member Count **	YTD Members Added	YTD Members Dropped	YTD Net Growth% ***	Member Count 1 Year Ago	Dropped Members Avg.Length of Service	Months Since Membership Update	Current Officers Reported ****	Current President Repeated Term	VP Reported *****	Last Date Reported Service (mm/yyyy)	Account Balance	YTD Donations
42744	MONTGOMERY	06/20/1983	Active	23	0	0	0.00%	23		7	Y	2	N	11/2025		
	Exc Award (06/30/2018)															
42153	NEW AUBURN	01/31/1983	Active	11	0	0	0.00%	11		7	Y	2	N	05/2025		
	Exc Award (06/30/2017)															
3014	NEW MARKET-ELKO-WEBSTER	06/06/1973	Active	41	1	1	0.00%	44	47	0	Y	2	R	11/2025		
129229	New Prague Area	10/26/2016	Active	16	0	1	-5.88%	22	9	4	Y	7	N	03/2025		
	Exc Award (06/30/2019)															
3066	NEW RICHLAND	03/19/1969	Active	23	1	0	4.55%	21		3	N	10		12/2024		
3016	NICOLLET	02/29/1972	Active	44	1	1	0.00%	47	53	0	Y		N	11/2025		
	Exc Award (06/30/2017, 06/30/2023)															
3067	NORTHFIELD	10/24/1921	Active	32	0	0	0.00%	32		7	Y		N	09/2025		
	Exc Award (06/30/2017)															
48858	NORWOOD YOUNG AMERICA	08/16/1988	Active	27	0	2	-6.90%	27	0	2	Y		N	12/2024		\$1,800.00
55138	NORWOOD-YOUNG AMERICA W CARVER	12/20/1993	Active	25	3	1	8.70%	23	1	1	Y		N	11/2025		
	Exc Award (06/30/2017)															
3068	OWATONNA	08/25/1922	Active	22	3	2	4.76%	22	3	0	Y	2	R	10/2025		
	Exc Award (06/30/2022)															
42154	PLATO	01/17/1983	Active	30	1	2	-3.23%	31	3	0	Y	2	N	11/2025		
	Exc Award (06/30/2016, 06/30/2019, 06/30/2024)															
3019	PRIOR LAKE	11/05/1946	Active	32	3	1	6.67%	29	2	1	Y		N	11/2025		\$4,200.00
	Exc Award (06/30/2017, 06/30/2022, 06/30/2024)															
3026	SHAKOPEE	09/05/1962	Active	121	0	0	0.00%	121		6	N			08/2024		
59992	SHAKOPEE VALLEY	10/06/1997	Active	26	0	1	-3.70%	27	1	1	Y	2	N	09/2025		
	Exc Award (06/30/2019)															
3027	SILVER LAKE	09/26/1966	Active	47	0	0	0.00%	45		0	Y			11/2025		
	Exc Award (06/30/2017)															
3024	ST PETER	05/08/1946	Active	70	4	1	4.48%	65	3	1	Y		N	10/2025	90+ Days	
3029	STEWART	11/29/1965	Active	17	2	1	6.25%	16	3	0	Y		IP	10/2025		
101925	VESELI AREA	05/10/2008	Active	21	0	3	-12.50%	29	5	3	Y	17	R	11/2025		
	Exc Award (06/30/2024)															



Club Health Assessment for District 5M 2 through November 2025

						Membership					Reports				Finance		LCIF	
Club Number	Club Name	Charter Date	Times in Status Quo in Past 2 Years	Current Member Count **	YTD Members Added	YTD Members Dropped	YTD Net Growth% ***	Member Count 1 Year Ago	Dropped Members Avg.Length of Service	Months Since Membership Update	Current Officers Reported ****	Current President Repeated Term	VP Reported *****	Last Date Reported Service (mm/yyyy)	Account Balance	YTD Donations		
3031	VICTORIA	09/28/1966	Active	164	22	7	10.07%	127	12	0	Y		N	05/2025	90+ Days	\$5,540.00		
	Exc Award (07/01/2017)																	
3033	WACONIA	08/02/1945	Active	111	2	6	-3.48%	115	6	0	Y		N	10/2024				
	Exc Award (06/30/2023)																	
143455	WACONIA DANDYLIONS	11/03/2020	Active	69	3	0	4.55%	70		1	Y	2	N	12/2024				
	Exc Award (06/30/2022)																	
3079	WASECA	10/27/1927	Active	35	2	2	0.00%	36	15	1	Y			05/2025				
	Exc Award (06/30/2024)																	
3035	WATERTOWN	05/22/1952	Active	81	2	0	2.53%	82		2	Y	2	R	11/2025		\$25.00		
3080	WATERVILLE	01/15/1945	Active	49	3	1	4.26%	42	1	0	Y		N	11/2025		\$1,000.00		
31730	WELLS	02/24/1976	Active	18	0	0	0.00%	21		6	Y		N	12/2024				
56921	WINNEBAGO	05/03/1995	Active	10	0	0	0.00%	10		12	N	11		09/2025				
42637	WINTHROP	05/31/1983	Active	28	5	0	21.74%	22		0	Y		IP	11/2025		\$50.00		
	Exc Award (06/30/2023, 06/30/2024)																	
Current Total Clubs Count	YTD New Clubs Count	YTD Cancelled Clubs Count	YTD Net Club Gain	Current Total Members Count	YTD Add	YTD Drop	YTD Net Growth %	Member Count 12 Months Ago	Average Member Count Per Club	% of Clubs with less than 20 members	% No Officer Report in 12 Months	% of Clubs with balance 90+ days	Number of Clubs in Status Quo	% Status Quo Clubs in Financial Suspension	Number of Cancelled Clubs	Average Cancelled Club Age	Members Lost Due to Cancellation	% of Clubs Cancelled for Non-Financial Reasons
64	0	0	0	2,298	103	86	17	0.75%	2,287	36	27%	0%	8%	0	0%	0	0	0

* - P - Priority Club. Cancellation Reasons: 1-Objectives/conduct, 2-Non-active club, 5-Non-existing club, 6-Disbanding, 7-Merger, 8-Financial Suspension, 9-District/Multiple District Dues.

** Red denotes below 15 active members.

*** Red denotes 20% + loss.

**** Y - all 3 (President, Secretary, Treasurer) club officers reported, N - not all 3 reported.

***** Abbreviation: N-New, IP-Immediate Past, R-Repeat.




Club Health Assessment for District 5M 3 through November 2025

			Status	Membership					Reports					Finance	LCIF	
Club Number	Club Name	Charter Date	Times in Status Quo in Past 2 Years	Current Member Count **	YTD Members Added	YTD Members Dropped	YTD Net Growth% ***	Member Count 1 Year Ago	Dropped Members Avg.Length of Service	Months Since Membership Update	Current Officers Reported ****	Current President Repeated Term	VP Reported *****	Last Date Reported Service (mm/yyyy)	Account Balance	YTD Donations
Clubs more than two years old																
31417	CANBY	12/19/1975	Active	13	0	0	0.00%	12		5	Y	7	R	10/2025		
2994	CLARKFIELD	05/12/1953	Active	22	0	0	0.00%	25		6	Y	3	R	07/2025		
2995	COMFREY	05/27/1963	Active	7	0	0	0.00%	8		7	Y		IP	09/2025		
2999	FAIRMONT	02/06/1956	Active	19	0	1	-5.00%	20	1	0	Y		N	09/2025		\$100.00
3000	FULDA	01/24/1963	Active	24	0	0	0.00%	24		7	Y		N	09/2025		
3002	GRANITE FALLS	04/09/1973	Active	37	0	1	-2.63%	37	53	1	Y		N	11/2025		
43984	HADLEY	06/30/1984	Active	35	0	0	0.00%	33		4	Y		N	11/2025		\$860.00
Exc Award (06/30/2017)																
3006	JACKSON	04/06/1960	Active	37	0	0	0.00%	38		10	Y		N	10/2025		\$200.00
34500	JASPER	10/18/1977	Active	25	0	1	-3.85%	26	29	4	Y	3	R	10/2025		\$40.00
55465	JEFFERS COMMUNITY	03/28/1994	Active	20	0	0	0.00%	15		4	Y	2	N	04/2025		
3008	LAKE BENTON	12/07/1966	Active	25	0	0	0.00%	21		7	Y		R	09/2025		
32313	LAKEFIELD	05/28/1976	Active	23	2	0	9.52%	20		2	Y	2	R	11/2025		\$50.00
3009	LAMBERTON	01/15/1951	Active	12	1	0	9.09%	11		3	Y	4		09/2025		\$1,000.00
3010	LUCAN	09/17/1973	Active	48	1	0	2.13%	43		4	Y		N	11/2025		\$195.00
Exc Award (06/30/2023, 06/30/2024)																
3011	LUVERNE	02/12/1958	Active	25	0	0	0.00%	33		7	Y		N	03/2025		
51605	MADELIA	05/13/1991	Active	26	0	0	0.00%	24		8	Y	2	R	02/2025		
3012	MARSHALL	04/23/1946	Active	24	0	0	0.00%	24		7	N	2	R	11/2025		\$25.00
Exc Award (06/30/2023)																
29078	MILROY	04/16/1974	Active	31	0	0	0.00%	31		16	Y	3	R	11/2024		\$35.00
Exc Award (07/30/2017)																
3013	MORGAN	08/18/1955	Active	21	0	0	0.00%	22		5	Y		N	11/2025		\$70.00
31418	MOUNTAIN LAKE	12/15/1975	Active	21	0	1	-4.55%	22	38	0	Y		N	11/2025		
3015	NEW ULM	03/22/1929	Active	60	1	0	1.69%	64		0	Y		N	11/2025		\$100.00
Exc Award (06/30/2023)																
125178	Pipestone Lions Club	06/23/2015	Active	10	1	2	-9.09%	10	1	4	Y	3	R	10/2025		
3020	REDWOOD FALLS	06/07/1929	Active	30	2	3	-3.23%	37	6	0	Y			11/2025		



Club Health Assessment for District 5M 3 through November 2025

			Status	Membership						Reports				Finance	LCIF	
Club Number	Club Name	Charter Date	Times in Status Quo in Past 2 Years	Current Member Count **	YTD Members Added	YTD Members Dropped	YTD Net Growth% ***	Member Count 1 Year Ago	Dropped Members Avg.Length of Service	Months Since Membership Update	Current Officers Reported ****	Current President Repeated Term	VP Reported *****	Last Date Reported Service (mm/yyyy)	Account Balance	YTD Donations
32063	SHERBURN	04/15/1976	Active	41	0	2	-4.65%	43	33	1	Y		N	10/2025		\$6.00
3028	SLEEPY EYE	01/04/1949	Active	19	0	0	0.00%	17		6	Y	2	N	09/2025		\$100.00
128845	Springfield Area	09/06/2016	Active	29	0	1	-3.33%	29	2	4	Y		N	11/2025		\$160.00
3023	ST JAMES	10/16/1958	Active	20	1	0	5.26%	21		1	Y		N	11/2025		
32354	TRACY	06/07/1976	Active	63	1	1	0.00%	69	8	1	Y			11/2025		\$135.00
Exc Award (06/30/2018, 07/01/2017)																
32353	TRUMAN	06/16/1976	Active	11	0	0	0.00%	14		8	Y		N	09/2025		
3030	TYLER	04/17/1972	Active	33	2	0	6.45%	32		1	Y		N	11/2025		
31240	VESTA	10/07/1975	Active	31	0	0	0.00%	31		28	N	13		01/2025		
3032	WABASSO	11/17/1970	Active	65	1	2	-1.52%	68	26	0	Y			08/2025		
47015	WESTBROOK	03/06/1987	Active(1)	18	0	0	0.00%	19		9	Y		N	10/2025		\$255.00
3036	WINDOM	04/14/1971	Active	36	0	2	-5.26%	39	7	2	Y		N	11/2025		

Clubs Cancelled Previous Fiscal Year – Clubs Cancelled within last 12 months may be reinstated

Club Number	Club Name	Charter Date	Current Status*	Cancellation Date
2998	ECHO	04/18/1963	Cancelled(6*)	12/30/2024

Current Total Clubs Count	YTD New Clubs Count	YTD Cancelled Clubs Count	YTD Net Club Gain	Current Total Members Count	YTD Add	YTD Drop	YTD Net Growth	YTD Net Growth %	Member Count 12 Months Ago	Average Member Count Per Club	% of Clubs with less than 20 members	% No Officer Report in 12 Months	% of Clubs with balance 90+ days	Number of Clubs in Status Quo	% Status Quo Clubs in Financial Suspension	Number of Cancelled Clubs	Average Cancelled Club Age	Members Lost Due to Cancellation	% of Clubs Cancelled for Non-Financial Reasons
34	0	0	0	961	13	17	-4	-0.41%	982	28	24%	0%	0%	0	0%	0	0	0	0%

* - P - Priority Club. Cancellation Reasons: 1-Objectives/conduct, 2-Non-active club, 5-Non-existing club, 6-Disbanding, 7-Merger, 8-Financial Suspension, 9-District/Multiple District Dues.

** Red denotes below 15 active members.

*** Red denotes 20% + loss.

**** Y - all 3 (President, Secretary, Treasurer) club officers reported, N - not all 3 reported.

***** Abbreviation: N-New, IP-Immediate Past, R-Repeat.



Club Health Assessment for District 5M 4 through November 2025

			Status	Membership						Reports				Finance	LCIF	
Club Number	Club Name	Charter Date	Times in Status Quo in Past 2 Years	Current Member Count **	YTD Members Added	YTD Members Dropped	YTD Net Growth% ***	Member Count 1 Year Ago	Dropped Members Avg.Length of Service	Months Since Membership Update	Current Officers Reported ****	Current President Repeated Term	VP Reported *****	Last Date Reported Service (mm/yyyy)	Account Balance	YTD Donations
Clubs less than two years old																
177248	ALEXANDRIA CHAMPIONS	08/22/2024	Active	40	2	1	2.56%	32	1	0	Y	2	N	08/2025		\$200.00
Clubs more than two years old																
3132	ALEXANDRIA	03/19/1963	Active	44	2	4	-4.35%	50	14	0	Y			06/2025		\$1,870.00
	Exc Award (06/30/2017, 06/30/2025)															
3133	APPLETON	05/05/1972	Active	15	0	0	0.00%	15		15	N			11/2024		
3134	ASHBY	12/06/1967	Active	25	0	2	-7.41%	28	5	2	Y	3	N	09/2025		
	Exc Award (06/30/2017, 06/30/2025)															
32502	ATWATER	06/21/1976	Active	35	0	0	0.00%	38		1	Y		N	11/2024		
	Exc Award (06/30/2017)															
3138	BENSON	12/15/1966	Active	51	2	0	4.08%	46		1	Y	2	R	11/2025		\$200.00
2990	BIRD ISLAND	01/22/1964	Active	76	0	1	-1.30%	78	45	3	Y	2	R	08/2025		\$1,250.00
3139	BRANDON	03/18/1969	Active	14	0	0	0.00%	15		0	Y	4	N	11/2025		
	Exc Award (06/30/2017)															
36678	BUFFALO LAKE	03/05/1979	Active	59	7	0	13.46%	57		3	Y			07/2025		\$200.00
	Exc Award (06/30/2021, 06/30/2024)															
30549	CARLOS	04/14/1975	Active	20	1	0	5.26%	18		1	Y		R	06/2025		\$50.00
	Exc Award (06/30/2025)															
34503	CEDAR MILLS	10/18/1977	Active	5	0	0	0.00%	5		20	Y	9		11/2024		\$100.00
3141	CLARA CITY	03/29/1946	Active	27	1	0	3.85%	25		2	Y		N	09/2025		\$500.00
	Exc Award (06/30/2017, 06/30/2025)															
3143	COSMOS	04/20/1964	Active	19	1	0	5.56%	18		3	Y		N	11/2025		\$100.00
2997	DANUBE	02/03/1955	Active	13	0	1	-7.14%	13	6	3	Y	2	R	10/2025		
42046	DARWIN	12/28/1982	Active	30	0	8	-21.05%	38	17	1	Y	2	N	04/2025		
44281	DAWSON	10/31/1984	Active	2	0	0	0.00%	2		18	Y	4		11/2024		
3146	ELBOW LAKE	05/22/1945	Active	45	3	1	4.65%	44	4	0	Y		N	11/2025		\$800.00
	Exc Award (06/30/2017)															
97970	EVANSVILLE	11/07/2006	Active	13	0	0	0.00%	13		0	Y	16		02/2025		\$150.00
30552	FAIRFAX	04/14/1975	Active	27	2	0	8.00%	25		1	Y	8	R	11/2025		



Club Health Assessment for District 5M 4 through November 2025

			Status	Membership						Reports				Finance	LCIF	
Club Number	Club Name	Charter Date	Times in Status Quo in Past 2 Years	Current Member Count **	YTD Members Added	YTD Members Dropped	YTD Net Growth% ***	Member Count 1 Year Ago	Dropped Members Avg.Length of Service	Months Since Membership Update	Current Officers Reported ****	Current President Repeated Term	VP Reported *****	Last Date Reported Service (mm/yyyy)	Account Balance	YTD Donations
55139	FORADA	12/20/1993	Active	27	0	0	0.00%	34		4	Y			05/2025		\$200.00
30254	FRANKLIN	02/21/1975	Active	17	0	2	-10.53%	20	5	0	N	None		04/2025		
	Exc Award (06/30/2017)															
105081	GARFIELD	03/25/2009	Active	12	0	0	0.00%	12		17	Y		IP	03/2025		
3149	GLENWOOD	10/18/1940	Active	21	4	0	23.53%	17		0	Y	4	R	10/2025		\$350.00
123557	Grant County	11/06/2014	Active	22	0	5	-18.52%	29	4	4	Y		N	12/2024		\$600.00
	Exc Award (06/30/2018)															
34159	GROVE CITY	06/29/1977	Active	20	3	1	11.11%	20	32	0	Y			05/2025		
3150	HANCOCK	10/21/1953	Active	12	0	0	0.00%	12		10	N	None		01/2025		\$250.00
36189	HECTOR	11/06/1978	Active	46	0	0	0.00%	46		6	Y		N	12/2024		
	Exc Award (06/30/2018, 06/30/2024)															
3152	HOFFMAN	01/18/1968	Active	39	2	0	5.41%	40		1	Y		N	11/2025	90+ Days	\$300.00
3153	KENSINGTON	05/26/1964	Active	21	2	1	5.00%	20	18	2	Y		N	11/2024		
45351	KERKHOVEN	09/30/1985	Active	26	0	1	-3.70%	28	19	2	Y	4		08/2025		
49098	KINGSTON	12/16/1988	Active	24	0	1	-4.00%	26	18	0	Y	8		08/2025		\$300.00
3155	LITCHFIELD	01/23/1948	Active	46	0	0	0.00%	46		5	Y		N	08/2024		
	Exc Award (06/30/2017)															
29992	LOWRY	12/10/1974	Active	28	1	1	0.00%	28	2	1	Y	2	R	10/2025		
	Exc Award (06/30/2017)															
3156	MAYNARD	01/30/1964	Active	22	4	0	22.22%	20		1	Y		IP	11/2025		
3158	MILAN	03/29/1951	Active	19	0	0	0.00%	20		1	Y		N	08/2025		
	Exc Award (06/30/2016, 06/30/2017)															
29832	MILTONA	10/21/1974	Active	26	0	0	0.00%	26		5	Y	3	R	10/2025		\$50.00
3159	MONTEVIDEO	04/01/1946	Active	34	4	1	9.68%	29	13	0	Y		N	11/2025		\$2,270.00
	Exc Award (06/30/2016, 06/30/2023)															
3160	MORRIS	05/19/1939	Active	30	4	1	11.11%	29	34	2	Y		N	10/2025		\$150.00
46809	NEW LONDON	01/09/1987	Active	16	0	0	0.00%	15		0	Y	2	N	11/2025	90+ Days	\$350.00
	Exc Award (06/30/2017, 06/30/2025)															
3017	OLIVIA	01/09/1957	Active	30	9	2	30.43%	25	6	1	Y	5	R	10/2025		\$130.00
	Exc Award (06/30/2017)															
3162	OSAKIS	06/22/1970	Active	18	0	2	-10.00%	20	11	2	Y			11/2025		\$300.00



Club Health Assessment for District 5M 4 through November 2025

			Membership							Reports				Finance		LCIF			
Club Number	Club Name	Charter Date	Status	Current Member Count **	YTD Members Added	YTD Members Dropped	YTD Net Growth% ***	Member Count 1 Year Ago	Dropped Members Avg.Length of Service	Months Since Membership Update	Current Officers Reported ****	Current President Repeated Term	VP Reported *****	Last Date Reported Service (mm/yyyy)	Account Balance	YTD Donations			
			Times in Status Quo in Past 2 Years																
40489	PENNOCK	11/25/1981	Active	18	1	2	-5.26%	19	16	3	Y	7		04/2025	90+ Days	\$550.00			
33993	RAYMOND	06/13/1977	Active	28	0	2	-6.67%	30	4	1	Y		N	06/2025		\$500.00			
Exc Award (06/30/2025)																			
41819	RENVILLE	09/03/1982	Active	18	1	4	-14.29%	23	7	2	Y		IP	07/2025		\$350.00			
3022	SACRED HEART	05/01/1953	Active	17	0	0	0.00%	17		4	Y		N	02/2025		\$100.00			
Exc Award (06/30/2017)																			
3170	SAUK CENTRE	09/23/1946	Active	64	0	2	-3.03%	61	8	0	Y		N	11/2025		\$1,725.00			
Exc Award (06/30/2017, 06/30/2020, 06/30/2022, 06/30/2023, 06/30/2025)																			
154469	Sauk Centre Sauk River Champions	06/14/2023	Active	26	1	0	4.00%	25		4	Y	2		06/2025		\$200.00			
Exc Award (06/30/2024)																			
38851	SPICER SUNRISE	08/04/1980	Active	39	1	5	-9.30%	46	8	0	Y	2		11/2025	\$1,296.00				
Exc Award (06/30/2017, 06/30/2023)																			
99512	VILLARD AREA	06/04/2007	Active	12	0	0	0.00%	12		16	Y	8	R	09/2025					
3176	WATSON	01/19/1956	Active	10	0	0	0.00%	14		0	Y		N	11/2025					
Exc Award (06/30/2017)																			
32912	WENDELL	11/09/1976	Active	18	2	1	5.88%	21	22	1	Y	2	R	10/2025	\$420.00				
3177	WHEATON	01/27/1947	Active	24	0	1	-4.00%	23	8	3	Y	3	R	10/2025					
Exc Award (06/30/2025)																			
3178	WILLMAR NOON	09/13/1940	Active	22	0	0	0.00%	22		5	Y		N	11/2024	\$1,000.00				
Current Total Clubs Count	YTD New Clubs Count	YTD Cancelled Clubs Count	YTD Net Club Gain	Current Total Members Count	YTD Add	YTD Drop	YTD Net Growth	YTD Net Growth %	Member Count 12 Months Ago	Average Member Count Per Club	% of Clubs with less than 20 members	% No Officer Report in 12 Months	% of Clubs with balance 90+ days	Number of Clubs in Status Quo	% Status Quo Clubs in Financial Suspension	Number of Cancelled Clubs	Average Cancelled Club Age	Members Lost Due to Cancellation	% of Clubs Cancelled for Non-Financial Reasons
53	0	0	0	1,412	60	53	7	0.50%	1,435	27	36%	0%	6%	0	0%	0	0	0	0%

* - P - Priority Club. Cancellation Reasons: 1-Objectives/conduct, 2-Non-active club, 5-Non-existing club, 6-Disbanding, 7-Merger, 8-Financial Suspension, 9-District/Multiple District Dues.

** Red denotes below 15 active members.

*** Red denotes 20% + loss.

**** Y - all 3 (President, Secretary, Treasurer) club officers reported, N - not all 3 reported.

***** Abbreviation: N-New, IP-Immediate Past, R-Repeat.



Club Health Assessment for District 5M 5 through November 2025

			Status	Membership						Reports				Finance	LCIF	
Club Number	Club Name	Charter Date	Times in Status Quo in Past 2 Years	Current Member Count **	YTD Members Added	YTD Members Dropped	YTD Net Growth% ***	Member Count 1 Year Ago	Dropped Members Avg.Length of Service	Months Since Membership Update	Current Officers Reported ****	Current President Repeated Term	VP Reported *****	Last Date Reported Service (mm/yyyy)	Account Balance	YTD Donations
Clubs more than two years old																
2947	BLOOMINGTON	01/30/1951	Active	58	0	3	-4.92%	63	39	0	Y	3	R	09/2025		\$300.00
	Exc Award (06/30/2016, 06/30/2017, 06/30/2018, 06/30/2019, 06/30/2023, 06/30/2024)															
2949	BROOKLYN CENTER	03/30/1955	Active	35	1	1	0.00%	33	53	3	Y		N	11/2025	90+ Days	\$50.00
	Exc Award (06/30/2016, 06/30/2017, 06/30/2023, 06/30/2024)															
143549	Brooklyn Center Lady Lions	11/18/2020	Active	18	0	0	0.00%	16		5	Y		IP	11/2025		\$20.00
	Exc Award (06/30/2021, 06/30/2023, 06/30/2025)															
2950	BROOKLYN PARK	05/24/1961	Active	38	11	2	31.03%	26	4	0	Y		N	11/2025		\$105.00
	Exc Award (06/30/2023, 06/30/2025)															
82965	BROOKLYN PARK LADY	06/30/2004	Active	9	0	1	-10.00%	9	21	4	Y		IP	11/2025		\$5.00
	Exc Award (06/30/2017, 06/30/2018, 06/30/2022)															
64953	CAMDEN	01/25/2002	Active	21	3	0	16.67%	20		3	Y	13	R	08/2025	90+ Days	
	Exc Award (06/30/2020)															
2952	CORCORAN	12/01/1965	Active	34	1	0	3.03%	32		0	Y	13	R	07/2025		\$5,000.00
	Exc Award (06/30/2021)															
2953	CRYSTAL	05/16/1962	Active	16	1	1	0.00%	18	3	1	Y	3	N	10/2025		\$32.00
29449	DAYTON	06/28/1974	Active	25	0	5	-16.67%	29	11	1	Y			10/2025		\$15.00
2956	EDEN PRAIRIE	10/17/1960	Active	114	10	2	7.55%	106	44	1	Y	2	N	11/2025		\$45.00
	Exc Award (06/30/2017, 06/30/2018)															
145775	Eden Prairie Lioness	04/01/2021	Active	28	0	0	0.00%	29		5	Y			08/2025		
	Exc Award (06/30/2023)															
2957	EDINA	01/21/1946	Active	8	0	1	-11.11%	9	19	1	Y	6		11/2025		
128310	Excelsior	07/21/2016	Active	66	8	11	-4.35%	57	4	0	Y	2	R	10/2025		\$25.00
	Exc Award (06/30/2021, 06/30/2023, 06/30/2024)															
34499	HAMEL	10/18/1977	Active	52	0	2	-3.70%	53	14	3	Y	2	R	11/2025		\$5,524.00
	Exc Award (06/30/2017, 06/30/2019, 06/30/2020, 06/30/2023)															
2959	HOPKINS	11/28/1938	Active	40	2	4	-4.76%	37	10	0	Y		N	11/2025		\$63.00



Club Health Assessment for District 5M 5 through November 2025

			Status	Membership					Reports					Finance		LCIF
Club Number	Club Name	Charter Date	Times in Status Quo in Past 2 Years	Current Member Count **	YTD Members Added	YTD Members Dropped	YTD Net Growth% ***	Member Count 1 Year Ago	Dropped Members Avg.Length of Service	Months Since Membership Update	Current Officers Reported ****	Current President Repeated Term	VP Reported *****	Last Date Reported Service (mm/yyyy)	Account Balance	YTD Donations
Exc Award (06/30/2016, 06/30/2017, 06/30/2020, 06/30/2021, 06/30/2023, 06/30/2024)																
46384	HOPKINS NOONTIME	06/30/1986	Active	12	0	0	0.00%	12		6	Y			10/2025		\$20.00
Exc Award (06/30/2017, 06/30/2019, 06/30/2023)																
2960	LORETTO	05/22/1969	Active	16	0	0	0.00%	13		5	Y			11/2025		
2961	MAPLE GROVE	03/05/1963	Active	83	1	6	-5.68%	83	5	0	Y	2	N	10/2025		\$153.00
Exc Award (06/30/2017, 06/30/2019, 06/30/2022, 06/30/2023)																
82988	MINNEAPOLIS AMBASSADORS	06/30/2004	Active	104	7	0	7.22%	105		0	Y	2	N	09/2025		\$660.00
Exc Award (06/30/2017, 06/30/2019, 06/30/2020, 06/30/2021, 06/30/2023)																
111413	MINNEAPOLIS CAN DO CANINES	06/22/2011	Active	13	0	1	-7.14%	14	14	1	Y		IP	11/2025		\$30.00
Exc Award (06/30/2016, 06/30/2018)																
105031	MINNEAPOLIS DOWNTOWN NEXT GENERATION	03/18/2009	Active	48	2	7	-9.43%	57	4	0	Y		N	08/2025		\$976.00
Exc Award (06/30/2016, 06/30/2017, 06/30/2019, 06/30/2020, 06/30/2021, 06/30/2022)																
2970	MINNEAPOLIS NORTHEAST	05/06/1940	Active	78	5	1	5.41%	73	0	0	Y	2		11/2025		\$10.00
Exc Award (06/30/2021, 06/30/2022, 06/30/2024)																
127162	Minneapolis Northside Roaring Lions	03/25/2016	Active(2)	16	6	5	6.67%	15	4	2	N	5	N	08/2025		\$5.00
Exc Award (06/30/2019)																
2972	MINNEAPOLIS RIVERVIEW	10/17/1962	Active	18	0	4	-18.18%	19	18	2	Y	24	R	08/2025		\$55.00
Exc Award (06/30/2018, 06/30/2023, 06/30/2024, 06/30/2025)																
2974	MINNEAPOLIS SOUTHWEST	02/25/1946	Active	6	0	0	0.00%	6		20	Y			09/2025		\$12.00
Exc Award (06/30/2019)																
107283	MINNEAPOLIS SPECIAL OLYMPIC MINNESOTA	01/18/2010	Active	16	0	1	-5.88%	17	16	2	Y	4		09/2025		
2976	NEW HOPE	11/19/1953	Active	47	5	1	9.30%	40	3	1	Y	13	N	11/2025		\$1,050.00
Exc Award (06/30/2017, 06/30/2019, 06/30/2023)																
2977	NORTHWEST TONKA	08/30/1950	Active	33	0	0	0.00%	39		2	Y			08/2025		\$1,000.00
Exc Award (06/30/2018, 06/30/2023)																



Club Health Assessment for District 5M 5 through November 2025

				Membership						Reports				Finance		LCIF			
Club Number	Club Name	Charter Date	Status		Membership						Reports				Finance		LCIF		
			Times in Status Quo in Past 2 Years	Current Member Count **	YTD Members Added	YTD Members Dropped	YTD Net Growth% ***	Member Count 1 Year Ago	Dropped Members Avg.Length of Service	Months Since Membership Update	Current Officers Reported ****	Current President Repeated Term	VP Reported *****	Last Date Reported Service (mm/yyyy)	Account Balance	YTD Donations			
2978	ORONO DISTRICT	03/16/1952	Active	28	5	2	12.00%	25	46	0	Y	9	R	10/2025		\$45.00			
	Exc Award (06/30/2018)																		
2979	OSSEO	08/28/1944	Active	49	0	2	-3.92%	58	15	4	Y		N	11/2025		\$42.00			
	Exc Award (06/30/2022, 06/30/2024)																		
2980	PLYMOUTH	11/11/1959	Active	25	0	0	0.00%	27		8	Y	2		10/2025					
97536	RICHFIELD	06/30/2006	Active	18	0	0	0.00%	19		9	Y	5	R	10/2025					
	Exc Award (06/30/2016)																		
2982	ROBBINSDALE	02/28/1939	Active	36	3	0	9.09%	27		0	Y		N	11/2025		\$202.00			
	Exc Award (06/30/2017, 06/30/2025)																		
32910	ROGERS	11/04/1976	Active	84	5	0	6.33%	79		1	Y		N	10/2025		\$150.00			
	Exc Award (06/30/2017, 06/30/2018)																		
2984	ST BONIFACIUS	09/13/1971	Active	30	1	1	0.00%	30	46	4	Y		N	08/2025					
2985	ST LOUIS PARK	04/28/1942	Active	22	1	0	4.76%	23		2	Y		N	10/2025		\$120.00			
	Exc Award (06/30/2016, 06/30/2017, 06/30/2018, 06/30/2019, 06/30/2023, 06/30/2024)																		
2987	WAYZATA	08/27/1952	Active	24	1	1	0.00%	19	1	1	Y	5	R	10/2025		\$5,000.00			
	Exc Award (06/30/2018, 06/30/2023)																		
Current Total Clubs Count	YTD New Clubs Count	YTD Cancelled Clubs Count	YTD Net Club Gain	Current Total Members Count	YTD Add	YTD Drop	YTD Net Growth	YTD Net Growth %	Member Count 12 Months Ago	Average Member Count Per Club	% of Clubs with less than 20 members	% No Officer Report in 12 Months	% of Clubs with balance 90+ days	Number of Clubs in Status Quo	% Status Quo Clubs in Financial Suspension	Number of Cancelled Clubs	Average Cancelled Club Age	Members Lost Due to Cancellation	% of Clubs Cancelled for Non-Financial Reasons
37	0	0	0	1,368	79	65	14	1.03%	1,337	37	32%	0%	5%	0	0%	0	0	0	0%

* - P - Priority Club. Cancellation Reasons: 1-Objectives/conduct, 2-Non-active club, 5-Non-existing club, 6-Disbanding, 7-Merger, 8-Financial Suspension, 9-District/Multiple District Dues.

** Red denotes below 15 active members.

*** Red denotes 20% + loss.

**** Y - all 3 (President, Secretary, Treasurer) club officers reported, N - not all 3 reported.

***** Abbreviation: N-New, IP-Immediate Past, R-Repeat.




Club Health Assessment for District 5M 6 through November 2025

			Status	Membership						Reports				Finance	LCIF	
Club Number	Club Name	Charter Date	Times in Status Quo in Past 2 Years	Current Member Count **	YTD Members Added	YTD Members Dropped	YTD Net Growth% ***	Member Count 1 Year Ago	Dropped Members Avg.Length of Service	Months Since Membership Update	Current Officers Reported ****	Current President Repeated Term	VP Reported *****	Last Date Reported Service (mm/yyyy)	Account Balance	YTD Donations
Clubs more than two years old																
124786	Afton/Bayport/Lakeland (ABL)	04/30/2015	Active	36	2	5	-7.69%	27	0	0	Y	3	N	11/2025		\$400.00
	Exc Award (06/30/2017, 06/30/2018, 06/30/2022, 06/30/2025)															
2786	BURNSVILLE SAVAGE	05/12/1966	Active	44	5	1	10.00%	52	1	0	Y		N	10/2025		\$200.00
	Exc Award (06/30/2022, 06/30/2024)															
2793	COTTAGE GROVE	12/01/1970	Active	106	8	2	6.00%	90	7	0	Y	2	R	09/2025		
	Exc Award (06/30/2018, 06/30/2019)															
2794	EAGAN L C	10/01/1969	Active	48	3	7	-7.69%	51	4	1	Y	2	N	10/2025		\$1,020.00
	Exc Award (06/30/2023)															
46184	FALCON HEIGHTS LAUDERDALE	05/14/1986	Active	46	1	1	0.00%	45	12	0	Y		N	08/2025		
2796	FARMINGTON	03/31/1953	Active	19	1	1	0.00%	21	22	2	Y	2	N	09/2025		
	Exc Award (06/30/2019)															
2800	HASTINGS RIVERTOWN	01/23/1967	Active	33	4	0	13.79%	27		1	Y		N	10/2025		\$120.00
	Exc Award (06/30/2019, 06/30/2022)															
2803	LAKEVILLE	02/17/1953	Active	133	14	1	10.83%	103	4	0	Y		N	11/2025		
	Exc Award (06/30/2017, 06/30/2020, 06/30/2021, 06/30/2022, 06/30/2023, 06/30/2024, 06/30/2025)															
55890	LAKEVILLE LAKESIDE	06/28/1994	Cancelled(6*)	0	1	5	-100.00%	5	28	0	N	None		07/2025		
2806	MAPLEWOOD NORTH	03/23/1964	Active	19	0	0	0.00%	21		4	Y	2	R	07/2025		\$200.00
	Exc Award (06/30/2016, 06/30/2019)															
2805	MAPLEWOOD OAKDALE L C	09/26/1963	Active	15	0	0	0.00%	12		6	Y	6	R	05/2025		
40195	MIESVILLE	06/30/1981	Active	21	0	0	0.00%	21		16	Y	12	R	04/2025		
2807	MOUNDS VIEW	10/05/1964	Active	18	1	0	5.88%	15		1	Y		N	11/2025		\$20.00
	Exc Award (06/30/2017)															
2808	NEW BRIGHTON	10/09/1950	Active	63	2	1	1.61%	46	9	1	Y		N	10/2025		\$3,020.00
	Exc Award (06/30/2019)															
2811	NORTH SAINT PAUL	02/20/1945	Active	17	1	0	6.25%	16		0	Y		N	04/2025		\$10.00
2813	NORTH SUBURBAN EVENING	04/26/1973	Active	15	0	1	-6.25%	16	50	3	Y	2		08/2025		\$10.00
	Exc Award (06/30/2018)															
2815	ROSEMOUNT	03/27/1962	Active	22	1	0	4.76%	21		4	Y	10		06/2025		\$150.00



Club Health Assessment for District 5M 6 through November 2025

			Status	Membership						Reports				Finance	LCIF	
Club Number	Club Name	Charter Date	Times in Status Quo in Past 2 Years	Current Member Count **	YTD Members Added	YTD Members Dropped	YTD Net Growth% ***	Member Count 1 Year Ago	Dropped Members Avg.Length of Service	Months Since Membership Update	Current Officers Reported ****	Current President Repeated Term	VP Reported *****	Last Date Reported Service (mm/yyyy)	Account Balance	YTD Donations
Exc Award (06/30/2019)			Active	131	2	1	0.77%	119	1	1	Y		N	11/2025		\$180.00
41301	SCANDIA MARINE	05/05/1982														
Exc Award (06/30/2016, 06/30/2017, 06/30/2022, 06/30/2023, 06/30/2024)			Active	17	0	0	0.00%	21		0	Y	4	R	11/2025		\$60.00
132532	Shoreview/Arden Hills	08/22/2017														
Exc Award (06/30/2019, 06/30/2022, 06/30/2024)			Active	73	1	0	1.39%	71		3	Y		N	07/2025		
2826	SOUTH ST PAUL	12/10/1946														
Exc Award (06/30/2024)			Active	24	0	1	-4.00%	20	4	4	Y		N	10/2025		
144826	SSP Southwest Lioness	02/11/2021														
Exc Award (06/30/2023)			Active	34	7	1	21.43%	26	25	0	Y	3	N	10/2025		
2822	ST PAUL	06/18/1940														
Exc Award (06/30/2017, 06/30/2020, 06/30/2021)			Active	17	0	0	0.00%	17		5	Y	3	R	01/2025		
2821	ST PAUL EAST PARKS	08/02/1955														
			Active	12	0	0	0.00%	14		5	Y	8		11/2024		
2820	ST PAUL EAST SIDE	11/20/1951														
			Active	14	1	0	7.69%	12		0	Y			10/2025		\$110.00
33199	ST PAUL NORTH RAMSEY 500	01/13/1977														
Exc Award (06/30/2018, 06/30/2019, 06/30/2025)			Active	67	9	2	11.67%	60	6	1	Y		N	09/2024		\$1,010.00
2823	ST PAUL PARK NEWPORT	09/28/1955														
Exc Award (06/30/2024)			Active	29	0	0	0.00%	30		3	Y	2	R	09/2025		
2828	STILLWATER	05/25/1928														
			Active	59	3	0	5.36%	61		0	Y		N	10/2025		\$75.00
39010	VADNAIS HEIGHTS	10/31/1980														
Exc Award (06/30/2016, 06/30/2017, 06/30/2022)			Active	67	0	0	0.00%	70		5	Y		N	11/2025		\$39.87
2829	WHITE BEAR LAKE	02/22/1945														
Exc Award (06/30/2019)			Active	38	1	1	0.00%	40	8	2	Y	2	N	05/2025		\$100.00
2830	WILDWOOD	05/24/1956														
Exc Award (06/30/2018)			Active	49	0	2	-3.92%	50	1	0	Y	3	N	06/2025		
2831	WOODBURY	01/17/1969														

Clubs Cancelled Previous Fiscal Year – Clubs Cancelled within last 12 months may be reinstated

Club Number	Club Name	Charter Date	Current Status*	Cancellation Date
2812	ROSEVILLE	04/20/1955	Cancelled(6*)	10/29/2024



Club Health Assessment for District 5M 6 through November 2025

INTERNATIONAL

						Status		Membership					Reports				Finance		LCIF
						Times in Status Quo in Past 2 Years		Current Member Count **	YTD Members Added	YTD Members Dropped	YTD Net Growth***	Member Count 1 Year Ago	Dropped Members Avg.Length of Service	Months Since Membership Update	Current Officers Reported ****	Current President Repeated Term	VP Reported *****	Last Date Reported Service (mm/yyyy)	Account Balance
Club Number	Club Name		Charter Date																
Current Total Clubs Count	YTD New Clubs Count	YTD Cancelled Clubs Count	YTD Net Club Gain	Current Total Members Count	YTD Add	YTD Drop	YTD Net Growth	Member Count 12 Months Ago	Average Member Count Per Club	% of Clubs with less than 20 members	% No Officer Report in 12 Months	% of Clubs with balance 90+ days	Number of Clubs in Status Quo	% Status Quo Clubs in Financial Suspension	Number of Cancelled Clubs	Average Cancelled Club Age	Members Lost Due to Cancellation	% of Clubs Cancelled for Non-Financial Reasons	
30	0	1	-1	1,286	68	33	35	2.80%	1,200	43	33%	0%	0%	0	0%	1	101	5	100%

* - P - Priority Club. Cancellation Reasons: 1-Objectives/conduct, 2-Non-active club, 5-Non-existing club, 6-Disbanding, 7-Merger, 8-Financial Suspension, 9-District/Multiple District Dues.

** Red denotes below 15 active members.

*** Red denotes 20% + loss.

**** Y - all 3 (President, Secretary, Treasurer) club officers reported, N - not all 3 reported.

***** Abbreviation: N-New, IP-Immediate Past, R-Repeat.




Club Health Assessment for District 5M 7 through November 2025

			Status	Membership						Reports				Finance	LCIF	
Club Number	Club Name	Charter Date	Times in Status Quo in Past 2 Years	Current Member Count **	YTD Members Added	YTD Members Dropped	YTD Net Growth% ***	Member Count 1 Year Ago	Dropped Members Avg.Length of Service	Months Since Membership Update	Current Officers Reported ****	Current President Repeated Term	VP Reported *****	Last Date Reported Service (mm/yyyy)	Account Balance	YTD Donations
Clubs less than two years old																
183068	Otsego Angels	07/10/2025	Active	15	15	0	100.00%	0		4	Y				90+ Days	
Clubs more than two years old																
32909	ALBERTVILLE	11/09/1976	Active	31	2	2	0.00%	33	5	0	Y		N	08/2025		
39026	ALMELUND	11/18/1980	Active	34	2	0	6.25%	33		3	Y			10/2025		\$700.00
Exc Award (06/30/2018, 06/30/2023)																
29903	ANDOVER	11/05/1974	Active	26	3	0	13.04%	23		0	Y	4		08/2025	90+ Days	
Exc Award (06/30/2018)																
2946	ANNANDALE	11/14/1962	Active	66	0	0	0.00%	64		6	Y		N	07/2025		
Exc Award (06/30/2018)																
2781	ANOKA	12/03/1951	Active	40	3	3	0.00%	41	12	2	Y	4		11/2024		
Exc Award (06/30/2017, 06/30/2018, 06/30/2019)																
30496	BECKER	04/08/1975	Active	28	1	1	0.00%	27	3	2	Y	4		06/2025	90+ Days	
Exc Award (06/30/2018, 06/30/2022)																
2783	BIG LAKE	11/05/1973	Active	26	3	1	8.33%	27	2	4	Y		R	11/2025		
Exc Award (06/30/2022, 06/30/2023)																
142946	Big Lake Lioness	09/23/2020	Active	10	0	0	0.00%	10		4	Y		R	11/2025		
Exc Award (06/30/2023)																
105994	BLAINE CENTRAL	06/23/2009	Active	10	0	0	0.00%	13		6	Y	2	R	05/2025		
Exc Award (06/30/2017, 06/30/2019, 06/30/2022)																
2951	BUFFALO	10/17/1945	Active	21	0	0	0.00%	22		0	Y		N	06/2025		
2787	CAMBRIDGE	02/03/1955	Active	16	2	0	14.29%	16		0	Y	4	R	10/2025		
Exc Award (06/30/2018)																
30253	CEDAR EAST BETHEL	02/24/1975	Active	40	1	0	2.56%	35		2	Y	5	R	10/2025		
29199	CENTERVILLE	04/30/1974	Active	26	0	2	-7.14%	28	5	4	Y	2	N	11/2025		\$425.00
Exc Award (06/30/2018, 06/30/2022, 06/30/2025)																
2788	CHISAGO LAKES	06/03/1952	Active	47	1	2	-2.08%	46	20	1	Y		R	11/2025		\$460.00
Exc Award (06/30/2018, 06/30/2025)																
2789	CIRCLE PINESLEXINGTON	11/17/1955	Active	11	0	4	-26.67%	19	14	2	Y		N	11/2025		



Club Health Assessment for District 5M 7 through November 2025

			Status	Membership						Reports				Finance		LCIF
Club Number	Club Name	Charter Date	Times in Status Quo in Past 2 Years	Current Member Count **	YTD Members Added	YTD Members Dropped	YTD Net Growth% ***	Member Count 1 Year Ago	Dropped Members Avg.Length of Service	Months Since Membership Update	Current Officers Reported ****	Current President Repeated Term	VP Reported *****	Last Date Reported Service (mm/yyyy)	Account Balance	YTD Donations
Exc Award (06/30/2018)																
2790	CLEAR LAKE	05/14/1973	Active	76	2	7	-6.17%	84	15	0	Y		N	10/2024		
36190	CLEARWATER	11/20/1978	Active	39	2	0	5.41%	37		4	Y	3	R	09/2024	90+ Days	
Exc Award (06/30/2017)																
37767	COKATO DASSEL	12/10/1979	Active	45	2	0	4.65%	40		2	Y	2	R	09/2025		
Exc Award (06/30/2018, 06/30/2022, 06/30/2025)																
2791	COLUMBIA HEIGHTS	08/17/1955	Active(1)	51	0	1	-1.92%	51	10	1	Y		N	02/2025		
Exc Award (06/30/2022)																
32283	COLUMBUS	05/25/1976	Active	25	0	0	0.00%	27		0	Y		N	09/2025	90+ Days	
Exc Award (06/30/2022)																
2792	COON RAPIDS	02/04/1954	Active	35	3	0	9.38%	40		2	Y		N	10/2025		\$70.00
Exc Award (06/30/2018, 06/30/2022, 06/30/2023)																
101191	COON RAPIDS NORTH STAR	03/03/2008	Active	24	2	3	-4.00%	25	11	2	Y		N	03/2025		
2954	DELANO	11/04/1965	Active	33	0	0	0.00%	36		8	N	None		02/2025		
2795	ELK RIVER	03/22/1971	Active	30	2	0	7.14%	28		2	Y	3	N	09/2025		\$425.00
2797	FOREST LAKE	04/14/1960	Active	45	1	0	2.27%	42		0	Y		N	11/2025		
Exc Award (06/30/2017, 06/30/2023)																
2798	FRIDLEY	12/15/1953	Active	54	1	4	-5.26%	54	14	1	Y		N	06/2025		
Exc Award (06/30/2024, 06/30/2025)																
44937	GRANDY	05/20/1985	Active	35	1	2	-2.78%	38	20	0	Y	2	R	03/2025	90+ Days	
2799	HAM LAKE L C	03/14/1966	Active	32	1	1	0.00%	32	4	3	Y		N	06/2025		
Exc Award (06/30/2018, 06/30/2022)																
31238	HANOVER	10/20/1975	Active	20	0	1	-4.76%	21	15	4	Y		N	10/2025		
Exc Award (06/30/2022)																
35681	HOWARD LAKE	05/25/1978	Active	33	2	1	3.13%	34	30	0	Y		N	11/2025		\$2,000.00
Exc Award (06/30/2018, 06/30/2019)																
30143	HUGO	01/27/1975	Active	25	0	0	0.00%	24		8	Y		N	06/2025		
Exc Award (06/30/2018)																
28130	ISANTI	03/15/1974	Active	37	8	4	12.12%	33	20	0	Y			11/2025		
Exc Award (06/30/2018)																
2804	LINO LAKES	04/28/1972	Active	16	0	0	0.00%	9		7	Y		N	10/2025		




Club Health Assessment for District 5M 7 through November 2025

			Status	Membership						Reports				Finance	LCIF		
Club Number	Club Name	Charter Date	Times in Status Quo in Past 2 Years	Current Member Count **	YTD Members Added	YTD Members Dropped	YTD Net Growth% ***	Member Count 1 Year Ago	Dropped Members Avg.Length of Service	Months Since Membership Update	Current Officers Reported ****	Current President Repeated Term	VP Reported *****	Last Date Reported Service (mm/yyyy)	Account Balance	YTD Donations	
2962	MAPLE LAKE	10/11/1945	Active	49	5	1	8.89%	31	0	1	Y		N	10/2025	90+ Days	\$2,050.00	
Exc Award (06/30/2018, 06/30/2024, 06/30/2025)																	
30761	MONTICELLO	05/12/1975	Active	81	4	2	2.53%	80	9	1	Y		N	06/2025			
Exc Award (06/30/2016, 06/30/2018)																	
39027	MONTROSE	11/07/1980	Active	16	2	0	14.29%	15		2	Y	2	R	10/2025			
2809	NORTH BRANCH	06/22/1973	Active	35	0	3	-7.89%	41	10	1	Y		N	07/2025			
Exc Award (06/30/2018, 06/30/2025)																	
103853	NOWTHEN	10/24/2008	Active	13	0	0	0.00%	14		5	N	None		08/2025			
Exc Award (06/30/2022)																	
118463	OTSEGO	01/04/2013	Active	35	0	1	-2.78%	37	1	4	Y			06/2025			
2814	RAMSEY	08/31/1972	Active	24	1	0	4.35%	27		3	Y		IP	11/2025			
Exc Award (06/30/2018)																	
2983	ROCKFORD	04/25/1956	Active	53	6	0	12.77%	50		0	Y		N	02/2025			
Exc Award (06/30/2018, 06/30/2022)																	
2816	RUSH CITY	10/05/1971	Active	38	0	0	0.00%	38		3	Y		N	07/2025	\$60.00		
Exc Award (06/30/2018, 06/30/2022)																	
34610	SANTIAGO	11/17/1977	Active	32	5	1	14.29%	29	5	0	Y		N	02/2025			
2827	SPRING LAKE PARK	08/28/1956	Active	55	2	3	-1.79%	56	38	0	Y	2	N	11/2025	\$50.00		
Exc Award (06/30/2017, 06/30/2018, 06/30/2022)																	
2818	ST FRANCIS	08/07/1968	Active	17	1	1	0.00%	14	10	2	Y	2	N	11/2025			
Exc Award (06/30/2017, 06/30/2018, 06/30/2024)																	
2986	ST MICHAEL	03/05/1964	Active	54	9	5	8.00%	50	16	0	Y		N	11/2025			
Exc Award (06/30/2018)																	
33294	STACY	02/09/1977	Active	47	0	0	0.00%	47		7	Y		N	10/2025			
Exc Award (06/30/2019, 06/30/2022)																	
29075	TAYLORS FALLS	04/10/1974	Active	16	0	0	0.00%	16		9	N	3		02/2025			
40733	WAVERLY	01/31/1982	Active	36	0	6	-14.29%	43	9	0	Y	3	R	01/2025			
31241	WYOMING	10/07/1975	Active	5	0	0	0.00%	9		6	Y			11/2024			
Exc Award (06/30/2017, 06/30/2018)																	
151327	Zimmerman Area	06/17/2022	Active	12	0	0	0.00%	12		17	N	None		04/2025			



Club Health Assessment for District 5M 7 through November 2025

<div>International Club of Presidents</div>						Status		Membership					Reports				Finance		LCIF
						Times in Status Quo in Past 2 Years	Current Member Count **	YTD Members Added	YTD Members Dropped	YTD Net Growth***	Member Count 1 Year Ago	Dropped Members Avg.Length of Service	Months Since Membership Update	Current Officers Reported ****	Current President Repeated Term	VP Reported *****	Last Date Reported Service (mm/yyyy)	Account Balance	YTD Donations
Club Number	Club Name	Charter Date																	
Current Total Clubs Count	YTD New Clubs Count	YTD Cancelled Clubs Count	YTD Net Club Gain	Current Total Members Count	YTD Add	YTD Drop	YTD Net Growth	Member Count 12 Months Ago	Average Member Count Per Club	% of Clubs with less than 20 members	% No Officer Report in 12 Months	% of Clubs with balance 90+ days	Number of Clubs in Status Quo	% Status Quo Clubs in Financial Suspension	Number of Cancelled Clubs	Average Cancelled Club Age	Members Lost Due to Cancellation	% of Clubs Cancelled for Non-Financial Reasons	
52	1	0	1	1,720	95	62	33	1.96%	1,701	33	23%	2%	13%	0	0%	0	0	0	0%

* - P - Priority Club. Cancellation Reasons: 1-Objectives/conduct, 2-Non-active club, 5-Non-existing club, 6-Disbanding, 7-Merger, 8-Financial Suspension, 9-District/Multiple District Dues.

** Red denotes below 15 active members.

*** Red denotes 20% + loss.

**** Y - all 3 (President, Secretary, Treasurer) club officers reported, N - not all 3 reported.

***** Abbreviation: N-New, IP-Immediate Past, R-Repeat.




Club Health Assessment for District 5M 8 through November 2025

			Status	Membership						Reports				Finance	LCIF	
Club Number	Club Name	Charter Date	Times in Status Quo in Past 2 Years	Current Member Count **	YTD Members Added	YTD Members Dropped	YTD Net Growth% ***	Member Count 1 Year Ago	Dropped Members Avg.Length of Service	Months Since Membership Update	Current Officers Reported ****	Current President Repeated Term	VP Reported *****	Last Date Reported Service (mm/yyyy)	Account Balance	YTD Donations
Clubs less than two years old																
182006	Central Minnesota Citizens Police Academy	05/01/2025	Active	18	3	0	20.00%	0		4	Y	2	R	11/2025		
157641	Pine County Northern Lights Lions	04/04/2024	Active	31	2	0	6.90%	27		3	Y		N	11/2025		
182707	Stearns County Heartland Champions	06/13/2025	Active	24	5	1	20.00%	0	0	0	Y	2	N	11/2025		\$50.00
Clubs more than two years old																
3131	ALBANY Exc Award (06/30/2018)	03/07/1950	Active	58	0	1	-1.69%	57	48	2	Y		N	06/2025		
3135	AVON Exc Award (06/30/2018)	04/20/1966	Active	75	0	2	-2.60%	79	43	0	Y		N	11/2025		
140179	Avon Hills Exc Award (06/30/2022)	11/18/2019	Active	22	2	2	0.00%	23	2	1	Y		N	10/2025		\$750.00
3136	BELGRADE Exc Award (06/30/2017, 06/30/2018)	09/21/1960	Active	40	0	1	-2.44%	40	2	0	Y	3	R	10/2025		
46810	BROWERVILLE	01/20/1987	Active	30	2	1	3.45%	30	35	0	Y		N	06/2025	90+ Days	
102392	BUCKMAN AREA Exc Award (06/30/2018)	06/11/2008	Active	10	0	0	0.00%	10		1	Y	15	R	10/2025		
3142	COLD SPRING Exc Award (06/30/2017)	05/03/1945	Active	27	2	0	8.00%	25		1	Y			11/2025		\$50.00
62345	COLD SPRING HOME PRIDE Exc Award (06/30/2017, 06/30/2018, 06/30/2023, 06/30/2024, 06/30/2025)	09/13/1999	Active	35	1	4	-7.89%	40	16	0	N			11/2025		\$840.00
82969	DUELM AREA Exc Award (06/30/2018, 06/30/2022)	06/30/2004	Active	58	1	4	-4.92%	60	12	2	Y		N	11/2025		\$90.00
2901	EAGLE BEND Exc Award (06/30/2018)	04/17/1973	Active	18	0	0	0.00%	20		5	N	None		11/2025		
3145	EDEN VALLEY Exc Award (06/30/2017, 06/30/2018)	10/24/1967	Active	52	5	1	8.33%	41	3	1	Y		N	10/2025		
88584	FARMING Exc Award (06/30/2018, 06/30/2024)	06/09/2005	Active	32	0	0	0.00%	33		4	Y		N	11/2025		\$100.00
42524	FINLAYSON & GIESE L C	04/29/1983	Active	25	1	0	4.17%	22		4	N			08/2025	90+ Days	




Club Health Assessment for District 5M 8 through November 2025

			Status	Membership						Reports				Finance	LCIF	
Club Number	Club Name	Charter Date	Times in Status Quo in Past 2 Years	Current Member Count **	YTD Members Added	YTD Members Dropped	YTD Net Growth% ***	Member Count 1 Year Ago	Dropped Members Avg.Length of Service	Months Since Membership Update	Current Officers Reported ****	Current President Repeated Term	VP Reported *****	Last Date Reported Service (mm/yyyy)	Account Balance	YTD Donations
Exc Award (06/30/2018, 06/30/2019)																
3147	FOLEY	03/11/1958	Active	39	0	3	-7.14%	41	11	3	Y	2	R	10/2025		
Exc Award (06/30/2018, 06/30/2024)																
3148	FREEPORT	04/08/1965	Active	45	0	2	-4.26%	49	23	0	Y		N	11/2025		
Exc Award (06/30/2017, 06/30/2018, 06/30/2019)																
29076	GRASSTON	04/08/1974	Active	16	0	0	0.00%	17		7	Y	2	R	08/2025		
Exc Award (06/30/2018)																
31237	GREENWALD	10/07/1975	Active	28	0	0	0.00%	28		0	Y	2	R	11/2025		\$500.00
Exc Award (06/30/2018, 06/30/2023)																
36793	GREY EAGLE-BURTRUM	03/30/1979	Active	29	0	8	-21.62%	39	20	1	Y		N	11/2025		
Exc Award (06/30/2018)																
2854	HINCKLEY	01/24/1972	Active	28	0	0	0.00%	29		6	Y		N	11/2025		
Exc Award (06/30/2018)																
30710	HOLDINGFORD	05/19/1975	Active	28	0	2	-6.67%	31	2	1	Y		N	06/2025		\$1,000.00
Exc Award (06/30/2017)																
2856	ISLE	01/11/1971	Active	50	1	5	-7.41%	52	10	0	Y	3	R	10/2025	90+ Days	
Exc Award (06/30/2019)																
40095	KIMBALL	06/18/1981	Active	52	0	3	-5.45%	49	15	1	Y		N	11/2025	90+ Days	
Exc Award (06/30/2018)																
45064	LAKE HENRY	06/13/1985	Active	21	0	0	0.00%	25		5	Y		N	10/2025		
89654	LE SAUK TOWNSHIP AREA	11/17/2005	Active	24	0	2	-7.69%	31	5	1	Y		N	11/2025		
Exc Award (06/30/2018)																
55966	LINCOLN SCANDIA VALLEY TOWNSHP	07/05/1994	Active	44	2	3	-2.22%	42	5	0	Y		N	11/2025		\$100.00
Exc Award (06/30/2018, 06/30/2019)																
2857	LITTLE FALLS	01/30/1922	Active	36	0	0	0.00%	40		0	Y		N	11/2025		
Exc Award (06/30/2018)																
58677	LITTLE FALLS DANDEE	09/05/1996	Active	25	0	3	-10.71%	27	17	1	Y	2	N	11/2025		
Exc Award (06/30/2018)																
45559	LITTLE FALLS LINDBERGH	12/18/1985	Active	23	0	0	0.00%	23		7	Y	2	R	11/2025		
Exc Award (06/30/2025)																
2919	LONG PRAIRIE	01/11/1954	Active	48	1	0	2.13%	49		4	Y		N	11/2025	90+ Days	
Exc Award (06/30/2018)																



Club Health Assessment for District 5M 8 through November 2025

			Status	Membership						Reports				Finance	LCIF	
Club Number	Club Name	Charter Date	Times in Status Quo in Past 2 Years	Current Member Count **	YTD Members Added	YTD Members Dropped	YTD Net Growth% ***	Member Count 1 Year Ago	Dropped Members Avg.Length of Service	Months Since Membership Update	Current Officers Reported ****	Current President Repeated Term	VP Reported *****	Last Date Reported Service (mm/yyyy)	Account Balance	YTD Donations
43327	LUXEMBURG	01/31/1984	Active	32	0	0	0.00%	32		5	Y	2	N	11/2025		
	Exc Award (06/30/2018)															
3157	MELROSE	03/19/1958	Active	36	0	0	0.00%	39		5	Y	2	N	09/2025		
154467	Milaca Area	06/13/2023	Active	25	0	0	0.00%	26		8	N		N	06/2025		
2860	MORA	06/24/1958	Active	53	0	1	-1.85%	54	12	1	Y		N	11/2025		
	Exc Award (06/30/2018, 06/30/2019, 06/30/2024)															
2861	MOTLEY	12/16/1971	Active	20	1	1	0.00%	21	2	1	Y	3	N	11/2025	90+ Days	\$1,000.00
40353	NEW MUNICH	09/28/1981	Active	24	2	0	9.09%	21		1	Y	2	R	11/2025		\$500.00
31419	OGILVIE	12/15/1975	Active	21	2	0	10.53%	19		1	Y		N	08/2025	90+ Days	
	Exc Award (06/30/2018)															
34814	ONAMIA	12/27/1977	Active	23	0	0	0.00%	23		5	Y	2	N	10/2025		
	Exc Award (06/30/2018)															
3163	PAYNESVILLE	09/03/1946	Active	57	2	3	-1.72%	59	14	0	Y		N	11/2025	90+ Days	
	Exc Award (06/30/2017, 06/30/2022, 06/30/2024)															
2864	PIERZ	05/05/1964	Active	64	0	1	-1.54%	68	33	3	Y		R	11/2025		
2865	PINE CITY	01/25/1966	Active	42	1	0	2.44%	39		2	Y	2	N	08/2025		
53682	PINE CITY PINE AREA	09/17/1992	Active	37	2	2	0.00%	36	1	0	Y		R	11/2025		
	Exc Award (06/30/2016, 06/30/2017, 06/30/2018)															
2866	PRINCETON	10/23/1952	Active	67	2	0	3.08%	66		1	Y		N	10/2025		\$250.00
	Exc Award (06/30/2016, 06/30/2017, 06/30/2018, 06/30/2023)															
78167	RAMEY MORRILL AREA	01/30/2004	Active	18	0	0	0.00%	18		6	Y	2	R	11/2025		
	Exc Award (06/30/2018)															
45482	RANDALL CUSHING AREA L C	11/11/1985	Active	19	0	0	0.00%	21		7	N			02/2025		
37768	RICE	12/04/1979	Active	40	0	0	0.00%	41		6	Y	2	R	08/2025		
	Exc Award (06/30/2018)															
3164	RICHMOND	10/07/1964	Active	57	0	0	0.00%	58		6	Y		N	08/2025		
	Exc Award (06/30/2018)															
2868	ROCK CREEK	06/29/1972	Active	58	2	0	3.57%	61		0	Y		N	09/2025		
	Exc Award (06/30/2018)															



Club Health Assessment for District 5M 8 through November 2025

			Status	Membership						Reports				Finance	LCIF	
Club Number	Club Name	Charter Date	Times in Status Quo in Past 2 Years	Current Member Count **	YTD Members Added	YTD Members Dropped	YTD Net Growth% ***	Member Count 1 Year Ago	Dropped Members Avg.Length of Service	Months Since Membership Update	Current Officers Reported ****	Current President Repeated Term	VP Reported *****	Last Date Reported Service (mm/yyyy)	Account Balance	YTD Donations
31650	ROCKVILLE	02/11/1976	Active	40	2	2	0.00%	40	1	0	Y	2		07/2025	90+ Days	\$2,000.00
	Exc Award (06/30/2016)															
36372	ROYALTON	12/28/1978	Active	41	1	1	0.00%	39	27	2	Y		N	11/2025		
3165	SAINT CLOUD	07/18/1927	Active	40	5	1	11.11%	36	50	0	Y			11/2025		
2869	SANDSTONE	11/02/1962	Active	35	1	5	-10.26%	42	5	1	Y		N	11/2025		\$1,000.00
	Exc Award (06/30/2016)															
59993	SANDSTONE QUARRY	10/08/1997	Active	32	1	1	0.00%	33	28	0	Y		IP	11/2025		\$50.00
	Exc Award (06/30/2018)															
3169	SARTELL	10/27/1965	Active	24	0	0	0.00%	23		6	Y			05/2025		
	Exc Award (06/30/2018, 06/30/2024)															
3171	SAUK RAPIDS	09/13/1929	Active	32	2	1	3.23%	33	9	0	Y		N	11/2025		\$235.00
	Exc Award (06/30/2016, 06/30/2017)															
61679	SAUK RAPIDS RIVERSIDE	03/26/1999	Active	58	1	17	-21.62%	75	8	0	Y			11/2025		
	Exc Award (06/30/2018, 06/30/2022, 06/30/2023)															
121348	Sauk Rapids Tinville	02/17/2014	Active	51	0	0	0.00%	51		14	N	None		09/2024		
	Exc Award (06/30/2018)															
46611	SOBIESKI	10/28/1986	Active	59	0	4	-6.35%	64	9	0	Y		N	09/2025		
43204	ST AUGUSTA	12/05/1983	Active	43	0	0	0.00%	46		5	Y	2		11/2025		
3166	ST CLOUD METRO	09/17/1973	Active	44	2	1	2.33%	43	11	1	Y		N	09/2025		
	Exc Award (06/30/2017, 06/30/2018)															
3167	ST JOSEPH	02/25/1964	Active	56	5	1	7.69%	49	12	0	Y		N	11/2025		\$2,000.00
	Exc Award (06/30/2018)															
62793	ST JOSEPH Y2K	02/21/2000	Active	32	2	5	-8.57%	34	16	1	Y		N	11/2025		
	Exc Award (06/30/2016, 06/30/2018, 06/30/2024)															
41820	ST MARTIN	09/20/1982	Active	32	1	0	3.23%	30		1	Y		N	11/2025		
	Exc Award (06/30/2017, 06/30/2018, 06/30/2023)															
40990	ST ROSA	03/08/1982	Active	27	0	0	0.00%	28		3	Y		N	11/2025		
	Exc Award (06/30/2018)															
3168	ST STEPHEN	06/30/1972	Active	32	1	0	3.23%	32		3	Y	2	N	04/2025		\$50.00
	Exc Award (06/30/2018)															



* - P - Priority Club. Cancellation Reasons: 1-Objectives/conduct, 2-Non-active club, 5-Non-existing club, 6-Disbanding, 7-Merger, 8-Financial Suspension, 9-District/Multiple District Dues.
 ** Red denotes below 15 active members.
 *** Red denotes 20% + loss.
 **** Y - all 3 (President, Secretary, Treasurer) club officers reported, N - not all 3 reported.
 ***** Abbreviation: N-New, IP-Immediate Past, R-Repeat.



Club Health Assessment for District 5M 9 through November 2025

			Status	Membership						Reports				Finance	LCIF	
Club Number	Club Name	Charter Date	Times in Status Quo in Past 2 Years	Current Member Count **	YTD Members Added	YTD Members Dropped	YTD Net Growth% ***	Member Count 1 Year Ago	Dropped Members Avg.Length of Service	Months Since Membership Update	Current Officers Reported ****	Current President Repeated Term	VP Reported *****	Last Date Reported Service (mm/yyyy)	Account Balance	YTD Donations
Clubs less than two years old																
157313	Brainerd Lakes Area Lions Breakfast Club	03/27/2024	Active	22	0	0	0.00%	37		5	N	4		09/2025		
179765	Crow Wing-Cass County Veterans-Law Enforcement	03/31/2025	Active	23	0	1	-4.17%	0	1	2	Y		N	07/2025		
185786	Deerwood Crosby Area	07/10/2025	Active	23	23	0	100.00%	0		0	Y			10/2025	90+ Days	
189999	Lake Park Audubon	11/11/2025	Newly Chartered	21	21	0	100.00%	0		0	Y		N			
182548	Nisswa PTO Pride	06/13/2025	Active	16	0	0	0.00%	0		1	Y	2	N	06/2025		
178050	Sylvan Township Jacobs Crew	09/03/2024	Active	50	0	0	0.00%	50		0	Y	2	R	09/2025		
Clubs more than two years old																
2833	AITKIN Exc Award (06/30/2022)	05/05/1926	Active	48	0	0	0.00%	54		0	Y			11/2025		\$1,020.00
30324	AKELEY	03/06/1975	Active	17	2	0	13.33%	13		2	Y	4	N	07/2025		
45763	ALDRICH	02/24/1986	Active	11	2	0	22.22%	10		4	Y	2		07/2025	90+ Days	
46502	BACKUS Exc Award (06/30/2021, 06/30/2022)	08/04/1986	Active	21	3	0	16.67%	20		2	Y	2	R	11/2025		\$250.00
2892	BATTLE LAKE	08/09/1956	Active	58	7	2	9.43%	50	20	1	Y		N	11/2025		\$346.50
34082	BAXTER Exc Award (06/30/2017)	06/20/1977	Active	19	1	1	0.00%	21	41	0	Y		N	10/2025		\$2,000.00
29783	BLUFFTON Exc Award (06/30/2022)	09/30/1974	Active	30	0	1	-3.23%	33	50	0	Y		N	11/2025		\$1,200.00
2839	BRAINERD	11/26/1921	Active	26	0	0	0.00%	28		5	Y	3	R	07/2025		
32708	CALLAWAY	09/29/1976	Active	17	0	0	0.00%	17		6	N	3		09/2025		
31416	CAMPBELL	12/22/1975	Active	13	0	0	0.00%	13		13	Y	5		11/2025		
2895	CASS LAKE	10/27/1947	Active	18	3	0	20.00%	15		1	Y	5		09/2025		\$10.00
44510	CORMORANT Exc Award (06/30/2023)	01/04/1985	Active	63	3	4	-1.56%	61	3	1	Y		N	10/2025		\$1,000.00
41869	CROSSLAKE IDEAL Exc Award (06/30/2021)	10/26/1982	Active	51	2	6	-7.27%	61	5	1	Y			07/2025	90+ Days	\$1,000.00
2843	CUYUNA RANGE	12/29/1937	Active	39	0	0	0.00%	46		2	Y	2		10/2025		



Club Health Assessment for District 5M 9 through November 2025

			Status	Membership						Reports				Finance		LCIF
Club Number	Club Name	Charter Date	Times in Status Quo in Past 2 Years	Current Member Count **	YTD Members Added	YTD Members Dropped	YTD Net Growth% ***	Member Count 1 Year Ago	Dropped Members Avg.Length of Service	Months Since Membership Update	Current Officers Reported ****	Current President Repeated Term	VP Reported *****	Last Date Reported Service (mm/yyyy)	Account Balance	YTD Donations
Exc Award (06/30/2017, 06/30/2018)																
2897	DALTON	11/15/1973	Active	13	2	0	18.18%	11		2	Y	15		09/2025	90+ Days	
2898	DEER CREEK	05/07/1973	Active	26	1	4	-10.34%	30	12	1	Y			08/2025		
2899	DETROIT LAKES	04/25/1957	Active	25	4	1	13.64%	19	21	0	Y		N	09/2025		
128065	Dunn Township Dunvilla	06/23/2016	Active	15	0	0	0.00%	17		6	Y	3	R	08/2025		
150512	East Gull Lake Camp Confidence	04/26/2022	Active	43	3	4	-2.27%	44	7	1	Y	2		11/2025		
Exc Award (06/30/2023, 06/30/2024)																
45560	ELIZABETH	12/18/1985	Active	23	1	0	4.55%	25		1	Y		N	09/2025		\$325.00
Exc Award (06/30/2017, 06/30/2019)																
40734	EMILY OUTING 50 LK AREA	01/18/1982	Active	48	5	1	9.09%	42	2	0	Y	2	R	11/2025		\$60.00
Exc Award (06/30/2021, 06/30/2022, 06/30/2023, 06/30/2024)																
144647	Erie Township Four Corners	12/29/2020	Active	18	0	0	0.00%	20		6	Y	3	N	10/2025		
2907	FRAZEE	10/15/1973	Active	28	1	3	-6.67%	30	6	0	Y		N	11/2025		
40491	GARRISON BAY LAKE AREA	11/24/1981	Active	28	4	3	3.70%	27	11	0	Y			09/2025		\$1,500.00
Exc Award (06/30/2019)																
36038	GATEWAY L C	09/21/1978	Active	32	1	4	-8.57%	39	2	0	Y	2	R	12/2024		\$600.00
29991	HACKENSACK	12/13/1974	Active	36	1	0	2.86%	41		4	Y	4		10/2025		\$500.00
Exc Award (06/30/2021)																
2913	HENNING	03/06/1972	Active	27	0	0	0.00%	27		8	Y	3	N	06/2025		\$510.00
35143	HEWITT	03/31/1978	Active	18	0	0	0.00%	18		7	Y		N	11/2025		
Exc Award (06/30/2022)																
32907	HILL CITY	11/04/1976	Active	36	2	3	-2.70%	40	5	2	Y			11/2025		\$200.00
Exc Award (06/30/2017)																
142427	Jenkins Area	08/06/2020	Active	8	0	0	0.00%	8		1	Y		IP	08/2025		
35993	LAPORTE BENEDICT L C	08/28/1978	Active	20	0	3	-13.04%	23	5	3	Y	10	R	08/2025		
61090	LEADER	08/20/1998	Active	9	0	1	-10.00%	10	18	1	Y	3	R	05/2025		
32710	LONGVILLE	09/27/1976	Active	26	1	3	-7.14%	28	6	0	Y	2	R	11/2025		
Exc Award (06/30/2017, 06/30/2019, 06/30/2021)																
126602	Malmo Area	02/12/2016	Active(1)	11	0	0	0.00%	14		4	N	2		09/2025		
Exc Award (06/30/2018, 06/30/2022)																



Club Health Assessment for District 5M 9 through November 2025

			Status	Membership						Reports				Finance	LCIF	
Club Number	Club Name	Charter Date	Times in Status Quo in Past 2 Years	Current Member Count **	YTD Members Added	YTD Members Dropped	YTD Net Growth***	Member Count 1 Year Ago	Dropped Members Avg.Length of Service	Months Since Membership Update	Current Officers Reported ****	Current President Repeated Term	VP Reported *****	Last Date Reported Service (mm/yyyy)	Account Balance	YTD Donations
2858	MC GREGOR	11/09/1965	Active	86	6	1	6.17%	66	4	1	Y	4	R	09/2025		\$1,100.00
	Exc Award (06/30/2025)															
45649	MERRIFIELD	01/31/1986	Active	19	0	0	0.00%	19		15	Y	5		10/2025		
66556	NEVIS	08/23/2002	Active	23	0	0	0.00%	23		5	Y	2	N	11/2025		
	Exc Award (06/30/2017, 06/30/2019, 06/30/2022)															
2924	NEW YORK MILLS	11/22/1968	Active	99	6	0	6.45%	99		1	Y		N	11/2025		\$2,035.00
2863	NISSWA	12/26/1972	Active	78	2	0	2.63%	87		1	Y		N	11/2025		\$1,421.00
	Exc Award (06/30/2017, 06/30/2022)															
2931	NORTHLAND L C	12/04/1973	Active	34	0	0	0.00%	32		6	Y	7	R	11/2025		
	Exc Award (06/30/2022)															
43135	OSAGE	11/21/1983	Active	35	4	0	12.90%	31		2	Y		N	10/2025		\$1,000.00
32193	OTTERTAIL	05/05/1976	Active	53	0	0	0.00%	56		4	Y	2	R	03/2025		
	Exc Award (06/30/2018, 06/30/2022, 06/30/2024)															
49341	PALISADE AREA LIONS	03/27/1989	Active	25	2	0	8.70%	23		0	Y		N	11/2025		\$1,091.00
2927	PARK RAPIDS	04/09/1954	Active	33	1	2	-2.94%	36	5	0	N	None	N	10/2025		\$45.00
	Exc Award (06/30/2022, 06/30/2024)															
2928	PARKERS PRAIRIE	12/09/1963	Active	49	0	0	0.00%	45		2	Y			07/2025		\$220.00
98529	PARKERS PRAIRIE PRIDE	02/09/2007	Active	21	0	0	0.00%	19		9	Y	2	N	09/2025		\$40.00
	Exc Award (06/30/2022)															
153899	Pelican Rapids Area	06/14/2023	Active	9	0	0	0.00%	10		7	Y			10/2025		
96830	PEQUOT LAKES BREEZY POINT	04/03/2006	Active	13	1	1	0.00%	10	7	0	Y	3	R	11/2025		
2929	PERHAM	04/14/1972	Active	11	0	0	0.00%	11		16	Y	4		09/2025		
148870	Perham Area Community	11/04/2021	Active	7	0	0	0.00%	11		5	Y	5	R	10/2025		
44414	PILLAGER & AREA	12/11/1984	Active	47	2	0	4.44%	45		0	Y	3	R	11/2025		\$180.00
	Exc Award (06/30/2017, 06/30/2022, 06/30/2023)															
36192	PINE RIVER	11/17/1978	Active	23	0	0	0.00%	23		6	Y	3	R	11/2025		
41821	RIVERSIDE FERGUS FALLS	09/13/1982	Active	14	1	3	-12.50%	13	5	0	Y	2	N	09/2025		\$95.00
	Exc Award (06/30/2017)															
125181	Rothsay	06/18/2015	Active	12	1	0	9.09%	10		4	Y	2	R	10/2025		\$595.50



Club Health Assessment for District 5M 9 through November 2025

						Status				Membership				Reports				Finance		LCIF
						Times in Status Quo in Past 2 Years	Current Member Count **	YTD Members Added	YTD Members Dropped	YTD Net Growth% ***	Member Count 1 Year Ago	Dropped Members Avg.Length of Service	Months Since Membership Update	Current Officers Reported ****	Current President Repeated Term	VP Reported *****	Last Date Reported Service (mm/yyyy)	Account Balance	YTD Donations	
Exc Award (06/30/2023, 06/30/2024)						Active	13	1	0	8.33%	11	7	4	Y	6	R	10/2025	90+ Days		
2935	SEBEKA	04/22/1969												0	Y		N			11/2025
34731 UNDERWOOD 12/15/1977						Active	43	0	4	-8.51%	47		0	Y			11/2025			
Exc Award (06/30/2024)						Active	17	1	2	-5.56%	16	1	3	Y	4		10/2025	90+ Days	\$1,000.00	
34612	URBANK	11/17/1977											1	Y		N	11/2025		\$1,625.00	
2941 VERGAS 02/19/1968						Active	61	1	2	-1.61%	60	16	1	Y			11/2025			
Exc Award (06/30/2017, 06/30/2019, 06/30/2021, 06/30/2023, 06/30/2025)						Active	35	1	0	2.94%	34		2	Y		N	11/2025	90+ Days	\$390.00	
2942	VERNDALE	02/21/1968																		
Exc Award (06/30/2016, 06/30/2022, 06/30/2024)						Active	47	1	1	0.00%	51	10	2	Y		N	10/2025		\$250.00	
2943	WADENA	01/23/1922																		
Exc Award (06/30/2022)						Active	22	0	6	-21.43%	25	9	2	Y	9	R	10/2025		\$600.00	
38018	WALKER	02/01/1980																		
Current Total Clubs Count	YTD New Clubs Count	YTD Cancelled Clubs Count	YTD Net Club Gain	Current Total Members Count	YTD Add	YTD Drop	YTD Net Growth %	Member Count 12 Months Ago	Average Member Count Per Club	% of Clubs with less than 20 members	% No Officer Report in 12 Months	% of Clubs with balance 90+ days	Number of Clubs in Status Quo	% Status Quo Clubs in Financial Suspension	Number of Cancelled Clubs	Average Cancelled Club Age	Members Lost Due to Cancellation	% of Clubs Cancelled for Non-Financial Reasons		
67	2	0	2	2,005	124	67	57	2.93%	1,955	30	34%	0%	10%	0	0%	0	0	0%		

* - P - Priority Club. Cancellation Reasons: 1-Objectives/conduct, 2-Non-active club, 5-Non-existing club, 6-Disbanding, 7-Merger, 8-Financial Suspension, 9-District/Multiple District Dues.

** Red denotes below 15 active members.

*** Red denotes 20% + loss.

**** Y - all 3 (President, Secretary, Treasurer) club officers reported, N - not all 3 reported.

***** Abbreviation: N-New, IP-Immediate Past, R-Repeat.



Club Health Assessment for District 5M 10 through November 2025

			Status	Membership						Reports				Finance	LCIF	
Club Number	Club Name	Charter Date	Times in Status Quo in Past 2 Years	Current Member Count **	YTD Members Added	YTD Members Dropped	YTD Net Growth% ***	Member Count 1 Year Ago	Dropped Members Avg.Length of Service	Months Since Membership Update	Current Officers Reported ****	Current President Repeated Term	VP Reported *****	Last Date Reported Service (mm/yyyy)	Account Balance	YTD Donations
Clubs more than two years old																
2835	BABBITT	03/21/1973	Active	25	0	0	0.00%	24		6	Y	2	R	02/2025		\$35.00
	Exc Award (06/30/2016, 06/30/2019, 06/30/2022)															
2890	BEMIDJI	03/31/1939	Active	83	4	4	0.00%	80	10	0	Y		N	11/2025		\$335.00
	Exc Award (06/30/2016, 06/30/2017, 06/30/2018)															
62135	BEMIDJI FIRST CITY	06/21/1999	Active	21	0	0	0.00%	22		1	Y		N	01/2025		
	Exc Award (06/30/2017, 06/30/2020)															
45650	BIG FALLS	01/13/1986	Active	27	0	0	0.00%	25		3	Y	15		11/2025		
	Exc Award (06/30/2018)															
2837	BIGFORK	02/18/1957	Active(1)	9	0	0	0.00%	10		10	N	None		02/2025		
41302	BLACKDUCK	05/12/1982	Active	4	3	1	100.00%	6	0	2	N	10		01/2025		
2840	CARLTON AREA	05/05/1972	Active	39	3	0	8.33%	33		0	Y	2	R	11/2025		\$170.00
	Exc Award (06/30/2018, 06/30/2019, 06/30/2020, 06/30/2023, 06/30/2024)															
130754	Chisholm	04/27/2017	Active	11	1	2	-8.33%	7	8	1	Y	5		11/2025		
2842	COOK	09/28/1973	Active	96	7	1	6.67%	75	0	3	Y	6	N	06/2025		\$480.00
	Exc Award (06/30/2016, 06/30/2017, 06/30/2023, 06/30/2025)															
2844	DEER RIVER	08/26/1946	Active	45	1	0	2.27%	44		3	Y		N	12/2024		
	Exc Award (06/30/2017, 06/30/2018, 06/30/2020)															
2845	DULUTH	09/21/1945	Active	72	2	6	-5.26%	76	21	0	Y		N	11/2025		\$365.00
	Exc Award (06/30/2017, 06/30/2019, 06/30/2020, 06/30/2021, 06/30/2024)															
126518	Duluth Campus Lions at University of Minnesota	01/18/2016	Active	10	0	0	0.00%	7		7	Y	2	R	02/2025	90+ Days	
	Exc Award (06/30/2022)															
2850	GRAND MARAIS	05/08/1951	Active	23	0	0	0.00%	30		5	N	None		01/2025		
	Exc Award (06/30/2016, 06/30/2020)															
2851	GRAND RAPIDS CAP BAKER	12/13/1921	Active	76	0	4	-5.00%	80	10	3	Y	2	R	11/2025		
	Exc Award (06/30/2016, 06/30/2017, 06/30/2018, 06/30/2019, 06/30/2020)															
35142	GRAND RAPIDS STAR OF THE NORTH	03/17/1978	Active	48	0	0	0.00%	47		6	Y	2	R	01/2025		



Club Health Assessment for District 5M 10 through November 2025

			Status	Membership					Reports				Finance	LCIF		
Club Number	Club Name	Charter Date	Times in Status Quo in Past 2 Years	Current Member Count **	YTD Members Added	YTD Members Dropped	YTD Net Growth% ***	Member Count 1 Year Ago	Dropped Members Avg.Length of Service	Months Since Membership Update	Current Officers Reported ****	Current President Repeated Term	VP Reported *****	Last Date Reported Service (mm/yyyy)	Account Balance	YTD Donations
Exc Award (06/30/2018, 06/30/2022)			Active	37	1	0	2.78%	38		2	Y	19	R	01/2025	\$0.00	
2838	GREENWAY L C	04/27/1939														
Exc Award (06/30/2017, 06/30/2018, 06/30/2020, 06/30/2022, 06/30/2023, 06/30/2024)			Active(2)	3	0	0	0.00%	1		9	N	2		06/2025		
2852	HIBBING	10/06/1947														
Exc Award (06/30/2017)			Active	16	2	1	6.67%	13	47	0	Y	6		11/2025		
36293	ORR	12/11/1978														
Exc Award (06/30/2017, 06/30/2018, 06/30/2019)			Status Quo(2)	6	0	0	0.00%	6		15	Y	7		08/2024		
2867	PROCTOR	06/23/1972														
Exc Award (06/30/2019, 06/30/2021)			Active	38	3	1	5.56%	11	1	0	Y	2	N	11/2025		
2847	Quad Cities	11/03/1921														
Exc Award (06/30/2018, 06/30/2020)			Active	17	0	1	-5.56%	16	8	2	Y	6	N	01/2025		
28121	TWO HARBORS	02/07/1974														
Exc Award (06/30/2017, 06/30/2018)																

Clubs Cancelled Previous Fiscal Year – Clubs Cancelled within last 12 months may be reinstated

Club Number	Club Name	Charter Date	Current Status*	Cancellation Date
2855	INTERNATIONAL FALLS	06/08/1954	Cancelled(8*)	12/30/2024
2873	VIRGINIA	10/01/1947	Cancelled(7*)	12/30/2024

Current Total Clubs Count	YTD New Clubs Count	YTD Cancelled Clubs Count	YTD Net Club Gain	Current Total Members Count	YTD Add	YTD Drop	YTD Net Growth	YTD Net Growth %	Member Count 12 Months Ago	Average Member Count Per Club	% of Clubs with less than 20 members	% No Officer Report in 12 Months	% of Clubs with balance 90+ days	Number of Clubs in Status Quo	% Status Quo Clubs in Financial Suspension	Number of Cancelled Clubs	Average Cancelled Club Age	Members Lost Due to Cancellation	% of Clubs Cancelled for Non-Financial Reasons
21	0	0	0	706	27	21	6	0.86%	651	34	38%	10%	10%	1	100%	0	0	0	0%

* - P - Priority Club. Cancellation Reasons: 1-Objectives/conduct, 2-Non-active club, 5-Non-existing club, 6-Disbanding, 7-Merger, 8-Financial Suspension, 9-District/Multiple District Dues.

** Red denotes below 15 active members.

*** Red denotes 20% + loss.

**** Y - all 3 (President, Secretary, Treasurer) club officers reported, N - not all 3 reported.

***** Abbreviation: N-New, IP-Immediate Past, R-Repeat.



Club Health Assessment for District 5M 11 through November 2025

			Status	Membership					Reports					Finance	LCIF	
Club Number	Club Name	Charter Date	Times in Status Quo in Past 2 Years	Current Member Count **	YTD Members Added	YTD Members Dropped	YTD Net Growth% ***	Member Count 1 Year Ago	Dropped Members Avg.Length of Service	Months Since Membership Update	Current Officers Reported ****	Current President Repeated Term	VP Reported *****	Last Date Reported Service (mm/yyyy)	Account Balance	YTD Donations
Clubs more than two years old																
2886	ADA	02/14/1952	Active	20	0	0	0.00%	21		5	Y		N	06/2025		
30091	ALVARADO	01/10/1975	Active	18	0	0	0.00%	21		10	Y	3	R	01/2025		
2887	ARGYLE	02/06/1952	Active(1)	62	0	10	-13.89%	72	33	3	Y		N	08/2025		
2888	BAGLEY	01/28/1974	Active	15	0	0	0.00%	13		4	Y	2	R	08/2025		
2889	BARNESVILLE	02/28/1952	Active	42	2	3	-2.33%	43	16	0	Y	2		11/2025		\$2,000.00
62564	BARNESVILLE THURSDAY NITE	12/20/1999	Active	12	0	1	-7.69%	18	26	3	Y		R	06/2025		
2896	CROOKSTON	09/14/1938	Active	39	1	3	-4.88%	44	10	0	Y		N	11/2025	90+ Days	
2900	DILWORTH	10/22/1962	Active	52	0	0	0.00%	54		8	Y	2	N	11/2025	90+ Days	\$960.00
Exc Award (06/30/2017, 06/30/2021)																
82709	DILWORTH LOCO	06/22/2004	Active	17	1	0	6.25%	16		1	Y		N	11/2025		\$100.00
2906	FERTILE	11/28/1956	Active	14	0	0	0.00%	14		6	Y	2	R	10/2025		
Exc Award (06/30/2016, 06/30/2017)																
42748	FLOM & AREA L C	06/30/1983	Active	17	0	0	0.00%	17		5	Y		N	02/2025		
33200	FOSSTON-LENGBY	01/24/1977	Active	33	0	0	0.00%	31		5	Y	2	R	02/2025		
Exc Award (06/30/2017, 06/30/2018)																
39265	GARY	01/13/1981	Active	15	0	0	0.00%	15		5	Y	2		06/2022		
2908	GLYNDON	02/14/1966	Active	8	0	0	0.00%	9		3	Y		R	06/2025		
Exc Award (06/30/2016, 06/30/2018)																
31236	GONVICK	10/07/1975	Status Quo(4)	32	0	0	0.00%	32		2	N	7		12/2024	90+ Days	
2909	GOODRIDGE	11/01/1961	Active(1)	29	0	3	-9.38%	35	26	1	Y	5	R	11/2025		
62113	GOODRIDGE LION TAMERS	06/16/1999	Active	24	0	0	0.00%	21		7	Y		N	10/2025		
44511	GREENBUSH-BADGER	01/17/1985	Active	28	0	0	0.00%	31		9	Y		N	10/2025		
2910	GRYGLA	01/20/1971	Active	67	0	0	0.00%	77		5	N			10/2025		
2912	HALSTAD	04/18/1972	Active	13	0	0	0.00%	10		7	Y		N	02/2025		
29831	HAWLEY	10/17/1974	Active	48	0	0	0.00%	41		5	Y	2		02/2025		\$500.00
30325	HITTERDAL	03/11/1975	Active	18	0	0	0.00%	18		6	Y		N	11/2025		
Exc Award (06/30/2017)																
2914	KARLSTAD	09/28/1951	Active	26	0	1	-3.70%	28	2	0	Y	3	R	11/2025		



Club Health Assessment for District 5M 11 through November 2025

			Status	Membership					Reports				Finance	LCIF				
Club Number	Club Name	Charter Date	Times in Status Quo in Past 2 Years	Current Member Count **	YTD Members Added	YTD Members Dropped	YTD Net Growth% ***	Member Count 1 Year Ago	Dropped Members Avg.Length of Service	Months Since Membership Update	Current Officers Reported ****	Current President Repeated Term	VP Reported *****	Last Date Reported Service (mm/yyyy)	Account Balance	YTD Donations		
Exc Award (06/30/2023)																		
2916	LAKE BRONSON	04/28/1960	Active	11	0	0	0.00%	10		5	Y	10	N	09/2024	90+ Days			
2918	LANCASTER	01/08/1961	Active	39	0	0	0.00%	36		2	Y	3	R	11/2025				
137920	Mahnomen-Waubun Area	05/15/2019	Active	17	2	0	13.33%	17		3	Y	2		11/2025				
99769	MOORHEAD	06/29/2007	Active	18	0	0	0.00%	19		5	Y	4	R	01/2025				
2923	MOORHEAD MIDDAY CENTRAL	12/10/1958	Active	13	0	1	-7.14%	15	14	0	Y	2		06/2025				
34611	NEWFOLDEN	11/29/1977	Active	21	0	1	-4.55%	22	4	4	Y	2		10/2025				
29905	OSLO	11/05/1974	Active	24	0	0	0.00%	22		8	Y	7	R	11/2024				
31239	PLUMMER	10/10/1975	Active	32	0	0	0.00%	31		8	Y	5	R	12/2018				
62114	PLUMMER LIONS TOO	06/17/1999	Active	26	0	1	-3.70%	23	30	2	Y			03/2025				
31185	RED LAKE FALLS	09/22/1975	Active	40	0	0	0.00%	44		5	Y		N	09/2025				
Exc Award (06/30/2021, 06/30/2022)																		
2932	ROSEAU	06/06/1951	Active	12	0	1	-7.69%	15	9	0	Y	6	N	01/2025	\$10.00			
2934	SABIN	11/15/1973	Active	12	1	0	9.09%	10		0	Y	2	R	04/2025				
Exc Award (06/30/2017)																		
40735	ST HILAIRE	01/28/1982	Active	25	0	0	0.00%	26		7	Y		N	05/2025				
Exc Award (06/30/2022)																		
2937	STEPHEN	10/27/1959	Active	37	0	1	-2.63%	40	48	0	Y	6		02/2025				
2938	THIEF RIVER FALLS	10/08/1938	Active	27	0	1	-3.57%	32	15	2	Y	3	N	02/2025				
144837	Thief River Falls Lioness	02/01/2021	Active	20	0	0	0.00%	18		5	Y	3	R	09/2025				
2939	TWIN VALLEY	12/03/1958	Active	11	0	0	0.00%	11		15	N	9		03/2022				
2940	ULEN	12/07/1972	Active	17	0	2	-10.53%	18	13	4	Y		N	11/2025				
44415	WANNASKA	12/06/1984	Active	32	0	2	-5.88%	34	3	2	Y	2	R	11/2025				
2944	WARREN	11/10/1958	Active	29	0	0	0.00%	31		6	N	None		01/2025				
2945	WARROAD	05/05/1960	Active	34	0	0	0.00%	34		24	Y		R	05/2025				
29906	WINGER	11/05/1974	Active	40	0	0	0.00%	40		5	Y		N	06/2025				



Club Health Assessment for District 5M 11 through November 2025

						Status		Membership					Reports				Finance		LCIF	
						Times in Status Quo in Past 2 Years		Current Member Count **	YTD Members Added	YTD Members Dropped	YTD Net Growth***	Member Count 1 Year Ago	Dropped Members Avg.Length of Service	Months Since Membership Update	Current Officers Reported ****	Current President Repeated Term	VP Reported *****	Last Date Reported Service (mm/yyyy)	Account Balance	YTD Donations
Club Number	Club Name		Charter Date																	
Current Total Clubs Count	YTD New Clubs Count	YTD Cancelled Clubs Count	YTD Net Club Gain	Current Total Members Count	YTD Add	YTD Drop	YTD Net Growth	Member Count 12 Months Ago	Average Member Count Per Club	% of Clubs with less than 20 members	% No Officer Report in 12 Months	% of Clubs with balance 90+ days	Number of Clubs in Status Quo	% Status Quo Clubs in Financial Suspension	Number of Cancelled Clubs	Average Cancelled Club Age	Members Lost Due to Cancellation	% of Clubs Cancelled for Non-Financial Reasons		
45	0	0	0	1,186	7	31	-24	-1.98%	1,229	26	40%	2%	9%	1	100%	0	0	0	0%	

* - P - Priority Club. Cancellation Reasons: 1-Objectives/conduct, 2-Non-active club, 5-Non-existing club, 6-Disbanding, 7-Merger, 8-Financial Suspension, 9-District/Multiple District Dues.

** Red denotes below 15 active members.

*** Red denotes 20% + loss.

**** Y - all 3 (President, Secretary, Treasurer) club officers reported, N - not all 3 reported.

***** Abbreviation: N-New, IP-Immediate Past, R-Repeat.




Club Health Assessment for District 5 NE through November 2025

			Status		Membership					Reports				Finance		LCIF
Club Number	Club Name	Charter Date	Times in Status Quo in Past 2 Years	Current Member Count **	YTD Members Added	YTD Members Dropped	YTD Net Growth% ***	Member Count 1 Year Ago	Dropped Members Avg.Length of Service	Months Since Membership Update	Current Officers Reported ****	Current President Repeated Term	VP Reported *****	Last Date Reported Service (mm/yyyy)	Account Balance	YTD Donations
Clubs less than two years old																
180768	Lisbon Area	03/10/2025	Active	21	1	0	5.00%	0		4	Y		IP	04/2025		
156816	Steele Area	12/29/2023	Active	20	1	0	5.26%	18		4	Y	2	N	07/2025	90+ Days	
Clubs more than two years old																
3180	ASHLEY	03/02/1938	Active	29	0	0	0.00%	29		5	Y		N	08/2024		
33638	BOWDON	04/06/1977	Active	15	0	0	0.00%	16		5	Y	3		03/2025		
3218	BRADDOCK	03/10/1970	Active	8	1	0	14.29%	7		5	Y	2	R	07/2025	90+ Days	
43069	CARRINGTON	10/25/1983	Active	43	4	6	-4.44%	44	9	0	Y	2	N	09/2024		\$1,520.00
Exc Award (06/30/2023)																
105944	CASSELTON	06/23/2009	Active	10	0	0	0.00%	10		5	Y	4		04/2025		
28131	CHAFFEE	03/18/1974	Active	28	0	0	0.00%	27		5	Y	2		02/2025		
111473	DAKOTA NATIONAL FORENSIC LEAGUE	06/24/2011	Active	23	0	0	0.00%	24		3	Y		R	06/2025		
37660	DAVENPORT	11/29/1979	Active	11	0	0	0.00%	7		1	Y	3	R	05/2025		
3181	DEVILS LAKE	08/19/1965	Active	10	0	1	-9.09%	10	37	2	Y	7		07/2025		
3182	EDGELEY	03/09/1925	Active	19	0	1	-5.00%	19	0	3	Y		N	04/2025		
111058	ELLENDALE	05/12/2011	Active	10	0	0	0.00%	13		5	Y	3	R	04/2025		
3184	EMERADO ARVILLA	05/01/1969	Active	29	0	0	0.00%	25		6	Y	2	R	02/2025		
33009	ENDERLIN	11/30/1976	Active	40	0	0	0.00%	38		1	Y		N	04/2025		
3185	FARGO	05/07/1921	Active	44	0	0	0.00%	44		1	Y		N	11/2025		\$3,000.00
3186	FARGO GATEWAY	01/06/1961	Active	60	5	5	0.00%	57	15	1	Y		N	11/2025		\$3,000.00
Exc Award (06/30/2017, 06/30/2018, 06/30/2019, 06/30/2020, 06/30/2021, 06/30/2025)																
142355	Fargo Roamer 4 Wheel Drive	08/14/2020	Active	30	1	0	3.45%	36		4	Y	6	R	07/2025	90+ Days	
3190	GRAND FORKS	02/03/1922	Active	31	1	2	-3.13%	29	3	2	Y		N	10/2025		
Exc Award (06/30/2023, 06/30/2024, 06/30/2025)																
42048	GRAND FORKS RED RIVER	12/13/1982	Active	22	1	0	4.76%	20		1	Y		N	09/2025		
3191	GRAND FORKS SOUTH FORKS	06/23/1964	Active	56	4	6	-3.45%	57	18	0	Y		N	06/2025		\$2,950.00



Club Health Assessment for District 5 NE through November 2025

			Status	Membership						Reports				Finance	LCIF	
Club Number	Club Name	Charter Date	Times in Status Quo in Past 2 Years	Current Member Count **	YTD Members Added	YTD Members Dropped	YTD Net Growth% ***	Member Count 1 Year Ago	Dropped Members Avg.Length of Service	Months Since Membership Update	Current Officers Reported ****	Current President Repeated Term	VP Reported *****	Last Date Reported Service (mm/yyyy)	Account Balance	YTD Donations
Exc Award (06/30/2024)																
43851	HARVEY	05/07/1984	Active	31	0	0	0.00%	31		5	Y	2	N	10/2025		
3229	HAZELTON	05/15/1962	Active	17	0	0	0.00%	18		5	Y	3		12/2024		
34436	HORACE	09/30/1977	Active	58	3	6	-4.92%	69	26	0	Y		N	11/2025		\$5,000.00
3192	JAMESTOWN	05/22/1929	Active	26	0	0	0.00%	26		1	Y	2	N	06/2025		\$500.00
34935	JUD	01/10/1978	Active	13	0	0	0.00%	17		5	Y			04/2025		
3194	KULM	03/17/1942	Active	27	0	0	0.00%	27		5	Y	6	R	04/2025		
3196	LA MOURE	06/14/1960	Active	20	2	0	11.11%	22		0	Y		N	11/2024		
28005	LEHR	02/28/1974	Active	13	1	2	-7.14%	14	23	0	Y	2	R	07/2025	90+ Days	
Exc Award (06/30/2024)																
3198	LEONARD	09/26/1957	Active	28	0	0	0.00%	27		5	Y		N	04/2025		
34937	LINTON	01/09/1978	Active	50	2	0	4.17%	48		1	Y		N	11/2025	90+ Days	
140677	Mapleton ND	02/12/2020	Active	14	1	0	7.69%	12		4	Y	2	R	08/2025		
3199	MEDINA	06/12/1941	Active	15	0	0	0.00%	15		3	Y	12		04/2025		
3200	NAPOLEON	11/13/1929	Active	14	0	0	0.00%	14		5	Y	6		04/2025		
33640	NEW ROCKFORD	04/11/1977	Active	23	0	0	0.00%	20		1	Y	2	R	09/2025		\$400.00
3201	OAKES	04/14/1926	Active	32	1	0	3.23%	27		2	Y	8	R	05/2025		
32714	PETTIBONE	09/29/1976	Active	16	0	0	0.00%	16		5	Y	2	R	04/2025		
30144	ROBINSON	01/27/1975	Active	16	0	0	0.00%	15		4	Y	7	R	04/2025		
3202	RUGBY	09/07/1928	Active	29	7	1	26.09%	31	0	0	Y		N	05/2025		\$1,500.00
3203	SHELDON	05/14/1965	Active	17	0	0	0.00%	17		5	Y		N	06/2025		
36094	STERLING	10/19/1978	Active(1)	9	0	0	0.00%	9		5	Y			04/2025		
30093	STRASBURG	01/17/1975	Active	16	0	0	0.00%	17		6	Y	3	R	05/2025		
3205	STREETER	04/09/1953	Active	13	0	0	0.00%	14		5	Y		N	05/2025		
29784	TUTTLE	09/30/1974	Active	19	0	0	0.00%	24		4	Y		N	07/2025		
Exc Award (06/30/2024)																
104908	UNIVERSITY OF NORTH DAKOTA GRAND FORKS	04/13/2009	Active	9	0	0	0.00%	5		7	N	2		12/2024	90+ Days	
3206	VALLEY CITY	10/01/1945	Active	21	0	0	0.00%	20		1	Y			02/2025		\$100.00
64940	WHPETON HEADWATERS	01/23/2002	Active	15	0	1	-6.25%	14	13	1	Y	2	R	08/2024		



Club Health Assessment for District 5 NE through November 2025

INTERNATIONAL

Club Number	Club Name	Charter Date	Status	Membership						Reports				Finance	LCIF	
			Times in Status Quo in Past 2 Years	Current Member Count **	YTD Members Added	YTD Members Dropped	YTD Net Growth% ***	Member Count 1 Year Ago	Dropped Members Avg.Length of Service	Months Since Membership Update	Current Officers Reported ****	Current President Repeated Term	VP Reported *****	Last Date Reported Service (mm/yyyy)	Account Balance	YTD Donations
3207	WEST FARGO	04/21/1953	Active	32	2	1	3.23%	31	6	0	Y		N	11/2025		\$500.00
	Exc Award (06/30/2022)															
3256	WING	02/25/1952	Status Quo(1)	14	0	0	0.00%	14		5	Y	4	R	12/2024	90+ Days	
3208	WISHEK	04/12/1962	Active	18	1	0	5.88%	15		2	Y	2		01/2025	90+ Days	
3209	ZEELAND	09/07/1967	Active	15	1	3	-11.76%	20	1	0	Y		N	04/2025		

Clubs Cancelled Previous Fiscal Year – Clubs Cancelled within last 12 months may be reinstated

Club Number	Club Name	Charter Date	Current Status*	Cancellation Date
109172	NORTH DAKOTA STATE UNIVERSITY FARGO	09/03/2010	Cancelled(6*)	06/29/2025
36041	WAHPETON	09/08/1978	Cancelled(6*)	06/29/2025

Current Total Clubs Count	YTD New Clubs Count	YTD Cancelled Clubs Count	YTD Net Club Gain	Current Total Members Count	YTD Add	YTD Drop	YTD Net Growth	YTD Net Growth %	Member Count 12 Months Ago	Average Member Count Per Club	% of Clubs with less than 20 members	% No Officer Report in 12 Months	% of Clubs with balance 90+ days	Number of Clubs in Status Quo	% Status Quo Clubs in Financial Suspension	Number of Cancelled Clubs	Average Cancelled Club Age	Members Lost Due to Cancellation	% of Clubs Cancelled for Non-Financial Reasons
51	0	0	0	1,199	40	35	5	0.42%	1,179	24	49%	0%	16%	1	100%	0	0	0	0%

* - P - Priority Club. Cancellation Reasons: 1-Objectives/conduct, 2-Non-active club, 5-Non-existing club, 6-Disbanding, 7-Merger, 8-Financial Suspension, 9-District/Multiple District Dues.

** Red denotes below 15 active members.

*** Red denotes 20% + loss.

**** Y - all 3 (President, Secretary, Treasurer) club officers reported, N - not all 3 reported.

***** Abbreviation: N-New, IP-Immediate Past, R-Repeat.




Club Health Assessment for District 5 NW through November 2025

			Status	Membership						Reports				Finance	LCIF	
Club Number	Club Name	Charter Date	Times in Status Quo in Past 2 Years	Current Member Count **	YTD Members Added	YTD Members Dropped	YTD Net Growth% ***	Member Count 1 Year Ago	Dropped Members Avg.Length of Service	Months Since Membership Update	Current Officers Reported ****	Current President Repeated Term	VP Reported *****	Last Date Reported Service (mm/yyyy)	Account Balance	YTD Donations
Clubs less than two years old																
171608	Center ND	05/20/2024	Active	15	0	0	0.00%	23		1	Y			10/2025		
181770	Dakota Diabetes Champions	05/05/2025	Active	20	0	0	0.00%	0		3	Y	2				\$102.00
182632	Mouse River Loop	06/18/2025	Active	18	2	4	-10.00%	0	0	1	Y	2		10/2025		
190326	Underwood ND	10/01/2025	Newly Chartered	28	28	0	100.00%	0		0	Y		N			
172069	Velva	06/14/2024	Active(1)	12	0	15	-55.56%	27	1	0	Y	2	R			
Clubs more than two years old																
3210	ALEXANDER	12/08/1960	Active	15	3	0	25.00%	14		0	Y	4		05/2023		\$400.00
36680	ARNEGARD	03/08/1979	Active	26	0	0	0.00%	26		14	Y	3	R	04/2023		
127415	Beach	05/02/2016	Active(1)	7	0	0	0.00%	5		3	Y	8	R	11/2025		\$10.00
31421	BEULAH	12/08/1975	Active	17	2	7	-22.73%	24	5	1	Y	2	R	09/2025		\$250.00
3214	BISMARCK	09/02/1921	Active	52	3	6	-5.45%	55	8	0	Y		N	11/2025		\$875.00
Exc Award (06/30/2023, 06/30/2024)																
3215	BISMARCK CAPITAL CITY	04/01/1959	Active	30	0	4	-11.76%	30	43	1	Y		N	07/2025		\$1,000.00
Exc Award (06/30/2024)																
33073	BISMARCK PRAIRIE ROSE	12/06/1976	Active	45	4	2	4.65%	42	10	0	Y		N	11/2025		\$1,000.00
Exc Award (06/30/2017, 06/30/2024)																
33641	BOWMAN	04/26/1977	Active	30	5	1	15.38%	29	3	0	Y		N	06/2025		\$10.00
78360	DACOTAH MANDAN	02/25/2004	Active	32	1	0	3.23%	32		1	Y		N	10/2025		\$1,485.00
Exc Award (06/30/2020)																
3222	DICKINSON	11/12/1928	Active(1)	1	0	0	0.00%	8		5	Y	2		12/2020		\$20.00
61971	DICKINSON NOON	05/27/1999	Active	23	0	0	0.00%	25		5	Y	12	R	03/2023		
3223	ELGIN	04/23/1957	Active	75	1	7	-7.41%	73	9	0	Y			03/2024		\$1,500.00
3224	FLASHER	02/07/1973	Active	12	0	0	0.00%	12		3	Y	3	R	01/2025		
Exc Award (06/30/2024)																
45399	GLENBURN	10/28/1985	Active	14	2	3	-6.67%	16	3	2	Y	2	R	09/2025		
78077	HALLIDAY	01/20/2004	Active	18	2	0	12.50%	19		1	Y	3	R	12/2023	90+ Days	
31531	HAZEN	01/26/1976	Active	14	0	0	0.00%	14		5	Y		N	05/2025		\$1,000.00



Club Health Assessment for District 5 NW through November 2025

			Status	Membership						Reports				Finance		LCIF
Club Number	Club Name	Charter Date	Times in Status Quo in Past 2 Years	Current Member Count **	YTD Members Added	YTD Members Dropped	YTD Net Growth% ***	Member Count 1 Year Ago	Dropped Members Avg.Length of Service	Months Since Membership Update	Current Officers Reported ****	Current President Repeated Term	VP Reported *****	Last Date Reported Service (mm/yyyy)	Account Balance	YTD Donations
Exc Award (06/30/2018)																
3230	HEBRON	10/26/1928	Active	15	0	0	0.00%	15		3	Y			10/2023		
156369	Hettinger Lions	11/20/2023	Active	9	1	0	12.50%	25		0	Y	3	N	11/2025		
3231	KENMARE	11/08/1949	Active	9	0	1	-10.00%	10	34	3	Y		R	01/2017		
42526	KILLDEER	04/04/1983	Active	17	0	0	0.00%	17		3	Y		R	08/2025		
39124	LAKE METIGOSHE L C	12/16/1980	Active	43	2	6	-8.51%	48	10	2	Y		N	10/2025		\$1,150.00
3233	MANDAN	05/01/1939	Active	30	3	0	11.11%	30		1	Y		IP	05/2025		
Exc Award (06/30/2017, 06/30/2024)																
3235	MINOT	11/27/1926	Active	50	1	2	-1.96%	53	10	0	Y		N	11/2025		\$375.00
3236	MINOT MAGIC CITY	08/05/1969	Active	47	1	3	-4.08%	43	29	0	Y		N	11/2025		\$10,000.00
3237	MOTT	10/30/1928	Active	14	3	1	16.67%	13	3	1	Y		N	07/2025		\$15.00
Exc Award (06/30/2023)																
3238	NEW ENGLAND	09/07/1933	Active	39	1	0	2.63%	43		3	Y		N	11/2025		\$1,422.75
Exc Award (06/30/2018, 06/30/2019, 06/30/2020, 06/30/2024)																
3239	NEW SALEM	10/29/1928	Active	20	0	0	0.00%	18		5	N			07/2018		
3240	NOONAN	03/09/1954	Active(1)	12	0	0	0.00%	12		3	Y		R	03/2020		
37916	NORTH STAR L C	01/04/1980	Active	49	3	3	0.00%	51	30	2	Y		N	11/2025		\$250.00
Exc Award (06/30/2016, 06/30/2024)																
146076	Powers Lake	05/10/2021	Active(1)	12	2	0	20.00%	21		1	Y	2	R	10/2025	90+ Days	
3242	REEDER	02/27/1952	Active	28	0	0	0.00%	27		5	Y		N	05/2025		\$140.00
3243	REGENT	02/08/1973	Active	3	0	0	0.00%	3		19	Y	16				
3244	RICHARDTON	09/18/1934	Active	17	0	0	0.00%	15		11	Y	4	R	05/2021		
59843	SCRANTON	06/30/1997	Active	11	0	1	-8.33%	15	12	1	Y	3	R	11/2024		\$65.00
Exc Award (06/30/2024)																
108412	SOUTH HEART	05/20/2010	Active	39	3	1	5.41%	37	15	3	Y	2	N	10/2025		\$335.00
3246	STANLEY	02/23/1952	Active	34	1	1	0.00%	34	24	1	Y			02/2024		
3247	TAYLOR	11/26/1945	Active	17	2	2	0.00%	15	13	1	Y		N	09/2025		
153174	Tioga	03/29/2023	Active	14	0	3	-17.65%	28	2	0	Y	4	R	05/2025		
3251	WASHBURN	05/28/1929	Active	28	0	3	-9.68%	34	12	1	Y		N	10/2025		\$100.00
Exc Award (06/30/2017)																



Club Health Assessment for District 5 NW through November 2025

						INTERNATIONAL																																																																																																																																																																																																																																																																																																																																																																																																																																																																																																																																																																																																																																																																																																																																																																																																																																																																																																																																																																																																																																																																																																																																																																																																																																																																																																																																												
--	--	--	--	--	--	---------------	--	--	--	--	--	--	--	--	--	--	--	--	--	--	--	--	--	--	--	--	--	--	--	--	--	--	--	--	--	--	--	--	--	--	--	--	--	--	--	--	--	--	--	--	--	--	--	--	--	--	--	--	--	--	--	--	--	--	--	--	--	--	--	--	--	--	--	--	--	--	--	--	--	--	--	--	--	--	--	--	--	--	--	--	--	--	--	--	--	--	--	--	--	--	--	--	--	--	--	--	--	--	--	--	--	--	--	--	--	--	--	--	--	--	--	--	--	--	--	--	--	--	--	--	--	--	--	--	--	--	--	--	--	--	--	--	--	--	--	--	--	--	--	--	--	--	--	--	--	--	--	--	--	--	--	--	--	--	--	--	--	--	--	--	--	--	--	--	--	--	--	--	--	--	--	--	--	--	--	--	--	--	--	--	--	--	--	--	--	--	--	--	--	--	--	--	--	--	--	--	--	--	--	--	--	--	--	--	--	--	--	--	--	--	--	--	--	--	--	--	--	--	--	--	--	--	--	--	--	--	--	--	--	--	--	--	--	--	--	--	--	--	--	--	--	--	--	--	--	--	--	--	--	--	--	--	--	--	--	--	--	--	--	--	--	--	--	--	--	--	--	--	--	--	--	--	--	--	--	--	--	--	--	--	--	--	--	--	--	--	--	--	--	--	--	--	--	--	--	--	--	--	--	--	--	--	--	--	--	--	--	--	--	--	--	--	--	--	--	--	--	--	--	--	--	--	--	--	--	--	--	--	--	--	--	--	--	--	--	--	--	--	--	--	--	--	--	--	--	--	--	--	--	--	--	--	--	--	--	--	--	--	--	--	--	--	--	--	--	--	--	--	--	--	--	--	--	--	--	--	--	--	--	--	--	--	--	--	--	--	--	--	--	--	--	--	--	--	--	--	--	--	--	--	--	--	--	--	--	--	--	--	--	--	--	--	--	--	--	--	--	--	--	--	--	--	--	--	--	--	--	--	--	--	--	--	--	--	--	--	--	--	--	--	--	--	--	--	--	--	--	--	--	--	--	--	--	--	--	--	--	--	--	--	--	--	--	--	--	--	--	--	--	--	--	--	--	--	--	--	--	--	--	--	--	--	--	--	--	--	--	--	--	--	--	--	--	--	--	--	--	--	--	--	--	--	--	--	--	--	--	--	--	--	--	--	--	--	--	--	--	--	--	--	--	--	--	--	--	--	--	--	--	--	--	--	--	--	--	--	--	--	--	--	--	--	--	--	--	--	--	--	--	--	--	--	--	--	--	--	--	--	--	--	--	--	--	--	--	--	--	--	--	--	--	--	--	--	--	--	--	--	--	--	--	--	--	--	--	--	--	--	--	--	--	--	--	--	--	--	--	--	--	--	--	--	--	--	--	--	--	--	--	--	--	--	--	--	--	--	--	--	--	--	--	--	--	--	--	--	--	--	--	--	--	--	--	--	--	--	--	--	--	--	--	--	--	--	--	--	--	--	--	--	--	--	--	--	--	--	--	--	--	--	--	--	--	--	--	--	--	--	--	--	--	--	--	--	--	--	--	--	--	--	--	--	--	--	--	--	--	--	--	--	--	--	--	--	--	--	--	--	--	--	--	--	--	--	--	--	--	--	--	--	--	--	--	--	--	--	--	--	--	--	--	--	--	--	--	--	--	--	--	--	--	--	--	--	--	--	--	--	--	--	--	--	--	--	--	--	--	--	--	--	--	--	--	--	--	--	--	--	--	--	--	--	--	--	--	--	--	--	--	--	--	--	--	--	--	--	--	--	--	--	--	--	--	--	--	--	--	--	--	--	--	--	--	--	--	--	--	--	--	--	--	--	--	--	--	--	--	--	--	--	--	--	--	--	--	--	--	--	--	--	--	--	--	--	--	--	--	--	--	--	--	--	--	--	--	--	--	--	--	--	--	--	--	--	--	--	--	--	--	--	--	--	--	--	--	--	--	--	--	--	--	--	--	--	--	--	--	--	--	--	--	--	--	--	--	--	--	--	--	--	--	--	--	--	--	--	--	--	--	--	--	--	--	--	--	--	--	--	--	--	--	--	--	--	--	--	--	--	--	--	--	--	--	--	--	--	--	--	--	--	--	--	--	--	--	--	--	--	--	--	--	--	--	--	--	--	--	--	--	--	--	--	--	--	--	--	--	--	--	--	--	--	--	--	--	--	--	--	--	--	--	--	--	--	--	--	--	--	--	--	--	--	--	--	--	--	--	--	--	--	--	--	--	--	--	--	--	--	--	--	--	--	--	--	--	--	--	--	--	--	--	--	--	--	--	--	--	--	--	--	--	--	--	--	--	--	--	--	--	--	--	--	--	--	--	--	--	--	--	--	--	--	--	--	--	--	--	--	--	--	--	--	--	--	--	--	--	--	--	--	--	--	--	--	--	--	--	--	--	--	--	--	--	--	--	--	--	--	--	--	--	--	--	--	--	--	--	--	--	--	--	--	--	--	--	--	--	--	--	--	--	--	--	--	--	--	--	--	--	--	--	--	--	--	--	--	--	--	--	--	--	--	--	--	--	--	--	--	--	--	--	--	--	--	--	--	--	--	--	--	--	--	--	--	--	--	--	--	--	--	--	--	--	--	--	--	--	--	--	--	--	--	--	--	--	--	--	--	--	--	--	--	--	--	--	--	--	--	--	--	--	--	--	--	--	--	--	--	--	--	--	--	--	--	--	--	--	--	--	--	--	--	--	--	--	--	--	--	--	--	--	--	--	--	--	--	--	--	--	--	--	--	--	--	--	--	--	--	--	--	--	--	--	--	--	--	--	--	--	--	--	--	--	--	--	--	--	--	--	--	--	--	--	--	--	--	--	--	--	--	--	--	--	--	--	--	--	--	--	--	--	--	--	--	--	--	--	--	--	--	--	--	--	--	--	--	--	--	--	--	--	--	--	--	--	--	--	--

* - P - Priority Club. Cancellation Reasons: 1-Objectives/conduct, 2-Non-active club, 5-Non-existing club, 6-Disbanding, 7-Merger, 8-Financial Suspension, 9-District/Multiple District Dues.

** Red denotes below 15 active members.

*** Red denotes 20% + loss.

**** Y - all 3 (President, Secretary, Treasurer) club officers reported, N - not all 3 reported.

***** Abbreviation: N-New, IP-Immediate Past, R-Repeat.




Club Health Assessment for District 5 SE through November 2025

			Status	Membership						Reports				Finance	LCIF	
Club Number	Club Name	Charter Date	Times in Status Quo in Past 2 Years	Current Member Count **	YTD Members Added	YTD Members Dropped	YTD Net Growth% ***	Member Count 1 Year Ago	Dropped Members Avg.Length of Service	Months Since Membership Update	Current Officers Reported ****	Current President Repeated Term	VP Reported *****	Last Date Reported Service (mm/yyyy)	Account Balance	YTD Donations
Clubs more than two years old																
3370	ABERDEEN	10/08/1921	Active	35	5	0	16.67%	33		2	Y	2		10/2025		\$11,040.00
141860	Aberdeen Lioness	08/17/2020	Active	38	11	0	40.74%	26		4	Y		N	11/2025		\$1,600.00
Exc Award (06/30/2023, 06/30/2024, 06/30/2025)																
3371	ALCESTER	09/27/1956	Active	37	0	0	0.00%	36		5	Y	3		11/2025		\$250.00
Exc Award (06/30/2024)																
41147	ARMOUR	04/12/1982	Active(1)	26	0	0	0.00%	26		12	Y	5		03/2025		
3372	AVON	03/06/1952	Active	11	0	0	0.00%	11		22	N	None		03/2025		
3373	BERESFORD	10/19/1954	Active	20	1	6	-20.00%	23	15	0	Y	2	N	11/2025		\$500.00
Exc Award (06/30/2025)																
3374	BRANDON	02/21/1957	Active	20	1	0	5.26%	21		1	Y		N	11/2025		
3375	BRITTON	03/02/1944	Active	29	0	0	0.00%	28		5	Y		R	11/2025		\$500.00
Exc Award (06/30/2016, 06/30/2018)																
3376	BROOKINGS	07/30/1951	Active	40	0	4	-9.09%	43	3	0	Y		N	11/2025		\$20.00
Exc Award (06/30/2022, 06/30/2023, 06/30/2024)																
33008	BROOKINGS EARLYBIRD	11/18/1976	Active	13	0	2	-13.33%	14	7	0	Y	5		11/2025		
3377	CANISTOTA	02/19/1952	Active	23	0	0	0.00%	32		6	N	None		03/2025		
Exc Award (06/30/2023)																
33300	CLARK	02/18/1977	Active	50	0	1	-1.96%	47	19	3	Y	2	R	10/2025		\$515.00
3379	COLTON	02/06/1957	Active	10	0	0	0.00%	10		51	Y	3		11/2025		\$100.00
39127	CORSICA	12/08/1980	Active	6	0	0	0.00%	6		61	N	None		03/2025		
3380	DELL RAPIDS	09/17/1944	Active	36	0	2	-5.26%	37	2	2	Y		N	11/2025		\$600.00
Exc Award (06/30/2023, 06/30/2025)																
40593	EDEN	12/14/1981	Active	19	0	0	0.00%	16		2	Y	3	R	10/2025		\$250.00
Exc Award (06/30/2025)																
3382	FREEMAN	09/05/1956	Active(1)	28	0	5	-15.15%	33	11	3	Y		N	10/2025		
Exc Award (06/30/2024)																
35330	GROTON	04/12/1978	Active	14	2	0	16.67%	12		2	N			10/2025	90+ Days	\$1,000.00
Exc Award (06/30/2016, 06/30/2023)																
100532	HARRISBURG	11/13/2007	Active	12	3	0	33.33%	14		0	Y			10/2025		




Club Health Assessment for District 5 SE through November 2025

			Status	Membership						Reports				Finance		LCIF
Club Number	Club Name	Charter Date	Times in Status Quo in Past 2 Years	Current Member Count **	YTD Members Added	YTD Members Dropped	YTD Net Growth% ***	Member Count 1 Year Ago	Dropped Members Avg.Length of Service	Months Since Membership Update	Current Officers Reported ****	Current President Repeated Term	VP Reported *****	Last Date Reported Service (mm/yyyy)	Account Balance	YTD Donations
3385	HURON	01/31/1922	Active	22	0	2	-8.33%	26	22	0	Y		N	10/2025	90+ Days	
33818	HURON EYE OPENER	05/18/1977	Active	23	0	0	0.00%	22		6	Y		N	09/2025		
Exc Award (06/30/2023)																
35030	LENNOX	02/27/1978	Active	21	0	0	0.00%	24		4	Y		N	11/2025		
3386	MADISON	10/29/1973	Active	14	0	0	0.00%	16		5	Y	4	R	03/2025		
3388	MITCHELL	01/17/1922	Active	56	6	2	7.69%	56	24	0	Y			07/2025		
Exc Award (06/30/2023)																
32782	MITCHELL PALACE CITY	10/22/1976	Active	23	0	0	0.00%	27		5	Y	2	N	10/2025		
Exc Award (06/30/2023)																
3389	PARKSTON	05/17/1929	Active	32	1	0	3.23%	31		4	Y		N	11/2025		
3390	PLAINS	03/13/1958	Active	16	0	0	0.00%	16		8	N	None		07/2025		
3391	REDFIELD	01/23/1958	Active	41	0	3	-6.82%	38	4	1	Y	3		10/2025		\$2,000.00
Exc Award (06/30/2025)																
3392	SIOUX FALLS DOWNTOWN	04/01/1921	Active	31	0	1	-3.13%	33	22	2	Y		R	11/2025	90+ Days	\$250.00
58232	SIOUX FALLS SIOUX EMPIRE	05/07/1996	Active	24	0	2	-7.69%	28	32	2	Y	4	N	11/2025		\$1,100.00
Exc Award (06/30/2018, 06/30/2019, 06/30/2023)																
3393	SIOUX FALLS SIOUX LAND	03/28/1958	Active	24	0	1	-4.00%	24	4	4	Y			11/2025		\$575.00
Exc Award (06/30/2016, 06/30/2019, 06/30/2020, 06/30/2023)																
3394	SIOUX FALLS SIOUXRISE	05/04/1970	Active	27	3	1	8.00%	26	43	0	Y		N	11/2025		\$200.00
Exc Award (06/30/2022, 06/30/2023, 06/30/2024)																
41460	TEA	06/11/1982	Active	7	0	0	0.00%	9		7	Y	7	R	03/2025		\$1,000.00
38125	TULARE	03/31/1980	Active	10	0	0	0.00%	9		4	N	4		03/2025		
3396	VERMILLION	01/24/1950	Active	44	1	1	0.00%	40	12	0	Y			11/2025		
84154	VIBORG AREA	09/08/2004	Active	9	0	0	0.00%	8		0	Y	8	R	11/2025		
35332	WARNER-STRATFORD L C	04/13/1978	Active	30	2	1	3.45%	29	2	2	Y	4	R	03/2025		
3398	WATERTOWN	09/08/1944	Active	64	0	1	-1.54%	57	0	4	N	None	N	10/2025		
3402	WILLOW LAKE	07/27/1965	Active	16	0	0	0.00%	17		10	N			03/2025		
3403	YANKTON	07/25/1960	Active	20	0	0	0.00%	20		15	N	3		10/2025		



Club Health Assessment for District 5 SE through November 2025

<div>Club NumberClub NameCharter Date</div>						Status		Membership					Reports				Finance		LCIF
						Times in Status Quo in Past 2 Years	Current Member Count **	YTD Members Added	YTD Members Dropped	YTD Net Growth***	Member Count 1 Year Ago	Dropped Members Avg.Length of Service	Months Since Membership Update	Current Officers Reported ****	Current President Repeated Term	VP Reported *****	Last Date Reported Service (mm/yyyy)	Account Balance	YTD Donations
Current Total Clubs Count	YTD New Clubs Count	YTD Cancelled Clubs Count	YTD Net Club Gain	Current Total Members Count	YTD Add	YTD Drop	YTD Net Growth %	Member Count 12 Months Ago	Average Member Count Per Club	% of Clubs with less than 20 members	% No Officer Report in 12 Months	% of Clubs with balance 90+ days	Number of Clubs in Status Quo	% Status Quo Clubs in Financial Suspension	Number of Cancelled Clubs	Average Cancelled Club Age	Members Lost Due to Cancellation	% of Clubs Cancelled for Non-Financial Reasons	
40	0	0	0	1,021	36	35	1	0.10%	1,024	26	33%	10%	8%	0	0%	0	0	0	

* - P - Priority Club. Cancellation Reasons: 1-Objectives/conduct, 2-Non-active club, 5-Non-existing club, 6-Disbanding, 7-Merger, 8-Financial Suspension, 9-District/Multiple District Dues.

** Red denotes below 15 active members.


*** Red denotes 20% + loss.

**** Y - all 3 (President, Secretary, Treasurer) club officers reported, N - not all 3 reported.

***** Abbreviation: N-New, IP-Immediate Past, R-Repeat.



Club Health Assessment for District 5 SW through November 2025

			Status	Membership						Reports				Finance	LCIF	
Club Number	Club Name	Charter Date	Times in Status Quo in Past 2 Years	Current Member Count **	YTD Members Added	YTD Members Dropped	YTD Net Growth***	Member Count 1 Year Ago	Dropped Members Avg.Length of Service	Months Since Membership Update	Current Officers Reported ****	Current President Repeated Term	VP Reported *****	Last Date Reported Service (mm/yyyy)	Account Balance	YTD Donations
Clubs more than two years old																
3404	BELLE FOURCHE	10/10/1936	Active	34	0	0	0.00%	33		5	Y		N	12/2022		
3406	BUFFALO	05/04/1965	Active	10	0	0	0.00%	10		5	Y	5		01/2019		
3407	CHAMBERLAIN	09/28/1964	Active(1)	8	0	0	0.00%	8		31	Y	18		05/2021		
3408	CUSTER	01/09/1944	Active	17	0	2	-10.53%	19	13	1	Y			07/2023		\$750.00
Exc Award (06/30/2018)																
33301	FAULKTON AREA L C	02/03/1977	Active(1)	9	0	2	-18.18%	11	28	1	Y	6		11/2023		
41960	HILL CITY	11/22/1982	Active	13	4	1	30.00%	15	9	0	Y	4	R	02/2024		
Exc Award (06/30/2018)																
3413	HOT SPRINGS	09/06/1946	Active(1)	10	0	0	0.00%	10		28	N	None		05/2019		
39128	IPSWICH	12/15/1980	Active	14	0	0	0.00%	15		5	Y	2	R	11/2025		
102217	LEAD DEADWOOD AREA	05/23/2008	Active	14	0	0	0.00%	18		9	N	None		10/2023	90+ Days	
3415	LEMMON	03/20/1930	Active	16	0	0	0.00%	19		5	Y		N	05/2019		
44229	MC LAUGHLIN	09/17/1984	Active	15	0	0	0.00%	13		8	Y	2	R	06/2025		
3417	MILLER	04/25/1960	Active	20	0	0	0.00%	20		7	Y	3	N	09/2019		
3419	MURDO	12/05/1957	Active	31	0	2	-6.06%	35	14	2	Y		N	12/2021		
3420	NEW UNDERWOOD	01/16/1964	Active	15	0	0	0.00%	15		30	N	None		08/2010		
43005	NEWELL	09/13/1983	Active	32	1	0	3.23%	31		4	Y		R	10/2025		
Exc Award (06/30/2018)																
3422	NISLAND	11/23/1968	Active	4	0	0	0.00%	4		13	N	13		03/2014		
42267	ONIDA WHEAT LAND	02/17/1983	Active	11	0	0	0.00%	11		13	Y		N	06/2019		
3424	PIERRE FT PIERRE	10/08/1951	Active	21	1	3	-8.70%	22	3	2	Y		R	10/2025		\$500.00
3425	PRESHO MEDICINE CREEK	01/27/1968	Active	17	1	1	0.00%	17	30	0	Y	5	N	12/2023		
3426	RAPID CITY	11/22/1921	Active	34	0	0	0.00%	39		4	Y		N	06/2022		\$20.00
84445	RAPID CITY EVENING STAR	11/22/2004	Active	11	0	3	-21.43%	15	3	3	Y		N	10/2025		\$300.00
3427	RAPID CITY METRO	01/22/1973	Active	7	0	0	0.00%	6		4	Y	5	R	10/2025		
3428	RAPID CITY RUSHMORE	10/07/1958	Active	36	3	0	9.09%	33		2	N		N	10/2025		\$900.00
3430	SPEARFISH	11/16/1943	Active	73	0	7	-8.75%	79	10	0	Y		N	12/2022		



Club Health Assessment for District 5 SW through November 2025

INTERNATIONAL

Club Number	Club Name	Charter Date	Status	Membership						Reports				Finance	LCIF	
			Times in Status Quo in Past 2 Years	Current Member Count **	YTD Members Added	YTD Members Dropped	YTD Net Growth% ***	Member Count 1 Year Ago	Dropped Members Avg.Length of Service	Months Since Membership Update	Current Officers Reported ****	Current President Repeated Term	VP Reported *****	Last Date Reported Service (mm/yyyy)	Account Balance	YTD Donations
3431	STURGIS	01/21/1944	Active(1)	14	5	4	7.69%	13	5	0	Y		R	11/2025	90+ Days	\$1,000.00
	Exc Award (06/30/2018)															
3434	WHITE RIVER	05/28/1968	Active	19	0	0	0.00%	19		1	N	None		05/2023		\$100.00

Clubs Cancelled Previous Fiscal Year – Clubs Cancelled within last 12 months may be reinstated

Club Number	Club Name	Charter Date	Current Status*	Cancellation Date
39955	EUREKA	05/29/1981	Cancelled(6*)	06/29/2025
3412	GREGORY	02/27/1965	Cancelled(8*)	06/29/2025
35525	SELBY	05/11/1978	Cancelled(8*)	06/29/2025

Current Total Clubs Count	YTD New Clubs Count	YTD Cancelled Clubs Count	YTD Net Club Gain	Current Total Members Count	YTD Add	YTD Drop	YTD Net Growth	YTD Net Growth %	Member Count 12 Months Ago	Average Member Count Per Club	% of Clubs with less than 20 members	% No Officer Report in 12 Months	% of Clubs with balance 90+ days	Number of Clubs in Status Quo	% Status Quo Clubs in Financial Suspension	Number of Cancelled Clubs	Average Cancelled Club Age	Members Lost Due to Cancellation	% of Clubs Cancelled for Non-Financial Reasons
26	0	0	0	505	15	25	-10	-1.94%	530	19	69%	15%	8%	0	0%	0	0	0	0%

* - P - Priority Club. Cancellation Reasons: 1-Objectives/conduct, 2-Non-active club, 5-Non-existing club, 6-Disbanding, 7-Merger, 8-Financial Suspension, 9-District/Multiple District Dues.

** Red denotes below 15 active members.

*** Red denotes 20% + loss.

**** Y - all 3 (President, Secretary, Treasurer) club officers reported, N - not all 3 reported.

***** Abbreviation: N-New, IP-Immediate Past, R-Repeat.




Club Health Assessment for District 6 NE through November 2025

			Status	Membership						Reports				Finance		LCIF
Club Number	Club Name	Charter Date	Times in Status Quo in Past 2 Years	Current Member Count **	YTD Members Added	YTD Members Dropped	YTD Net Growth% ***	Member Count 1 Year Ago	Dropped Members Avg.Length of Service	Months Since Membership Update	Current Officers Reported ****	Current President Repeated Term	VP Reported *****	Last Date Reported Service (mm/yyyy)	Account Balance	YTD Donations
Clubs less than two years old																
172359	Gill Tri	06/19/2024	Active	21	0	0	0.00%	21		17	Y	3	N	08/2025		
Clubs more than two years old																
3473	AKRON	02/16/1954	Active	55	1	0	1.85%	51		1	Y		N	09/2024		\$250.00
3438	BERTHOUD	04/05/1948	Active	18	1	4	-14.29%	20	4	0	N	3	R	08/2024		
Exc Award (06/30/2023)																
29081	BRUSH	04/24/1974	Active	20	0	0	0.00%	26		7	Y		N	05/2025		
Exc Award (06/30/2018, 06/30/2022)																
3445	ESTES PARK	10/23/1940	Active	6	1	5	-40.00%	12	23	1	Y	2		09/2024		
3447	FORT COLLINS	05/08/1920	Active	37	7	3	12.12%	49	13	1	Y	2	N	07/2025		
Exc Award (06/30/2024)																
3448	FORT COLLINS POWDRE VALLEY	03/23/1965	Active	13	0	0	0.00%	13		1	Y	7	R	08/2024		
3449	FORT LUPTON	01/22/1953	Active	3	0	0	0.00%	5		8	N	None		09/2024		
3480	FORT MORGAN	01/27/1922	Active	34	1	1	0.00%	38	3	1	Y	5	N	10/2025		
3452	GILL	02/21/1955	Active(1)	113	1	1	0.00%	113	37	2	Y	8	N	08/2025		\$50.00
Exc Award (06/30/2021, 06/30/2022, 06/30/2023, 06/30/2024)																
148516	Gill Millennials	10/19/2021	Active	29	0	0	0.00%	29		1	Y	3	N	08/2025		
Exc Award (06/30/2023, 06/30/2024)																
3453	GREELEY	01/18/1937	Active	11	0	0	0.00%	15		1	Y	3	N	10/2025		
3483	HAXTUN	02/18/1954	Active	39	0	0	0.00%	44		0	N			09/2024		
3484	HOLYOKE	08/20/1942	Active	31	1	0	3.33%	30		2	Y		N	11/2025		\$100.00
Exc Award (06/30/2023)																
115738	HUDSON-KEENESBURG	01/06/2012	Active	11	0	0	0.00%	11		17	N	None		07/2024		
3456	KERSEY	09/15/1953	Active	23	0	0	0.00%	21		4	Y	3	R	07/2024		
3488	KIRK	04/21/1953	Active	12	0	0	0.00%	18		2	Y	2		09/2024		
3459	LA SALLE	12/09/1940	Active	5	0	0	0.00%	5		16	Y	5		08/2024		
3461	LONGMONT COLUMBINE	01/07/1963	Active	18	0	1	-5.26%	23	22	1	Y		N	10/2024		
3463	LOVELAND	05/25/1920	Active	64	2	5	-4.48%	68	3	1	Y		N	11/2025		\$20.00



Club Health Assessment for District 6 NE through November 2025

			Status	Membership					Reports				Finance	LCIF		
Club Number	Club Name	Charter Date	Times in Status Quo in Past 2 Years	Current Member Count **	YTD Members Added	YTD Members Dropped	YTD Net Growth% ***	Member Count 1 Year Ago	Dropped Members Avg.Length of Service	Months Since Membership Update	Current Officers Reported ****	Current President Repeated Term	VP Reported *****	Last Date Reported Service (mm/yyyy)	Account Balance	YTD Donations
Exc Award (06/30/2018, 06/30/2022, 06/30/2023, 06/30/2024)																
99945	LOVELAND DOWNTOWN	07/24/2007	Active	13	0	0	0.00%	15		5	Y			11/2025		
Exc Award (06/30/2021, 06/30/2023)																
3464	LYONS	05/31/1946	Active	18	1	2	-5.26%	19	55	4	Y	11	R	10/2025		
3465	MILLIKEN JOHNSTOWN	06/01/1949	Active	13	1	0	8.33%	12		2	Y	3		09/2024		
31004	MTN LIONS OF RED FEATHER LAKE	06/30/1975	Active	7	0	0	0.00%	7		1	N	3		11/2025		
59856	NEW RAYMER PRAIRIE	07/16/1997	Active(1)	27	0	0	0.00%	32		0	Y	3		09/2024		
3495	PEETZ	03/17/1949	Active	24	0	0	0.00%	24		1	N	6		09/2024		
3467	PLATTEVILLE	05/27/1949	Active	6	0	1	-14.29%	7	4	2	N		N	10/2024		
3468	ROGGEN	09/21/1951	Active	3	0	0	0.00%	3		10	N	None		07/2024		
3499	STERLING	06/22/1920	Active	54	0	4	-6.90%	67	4	1	Y		N	09/2024		
Exc Award (06/30/2024)																
3469	TRI TOWN	12/01/1938	Active(1)	8	0	0	0.00%	9		9	N	None		10/2024		
3503	WOODLIN	02/16/1961	Active	17	0	1	-5.56%	19	41	0	Y			10/2024		
3504	WRAY	05/14/1953	Active	15	0	0	0.00%	15		12	Y	6	R	09/2024		
3505	YUMA	12/08/1947	Active	14	0	0	0.00%	14		8	Y		N	10/2025		\$500.00
Exc Award (06/30/2023)																

Clubs Cancelled Previous Fiscal Year – Clubs Cancelled within last 12 months may be reinstated

Club Number	Club Name	Charter Date	Current Status*	Cancellation Date
3437	HIGHLAND L C	08/15/1938	Cancelled(8*)	12/30/2024
128262	Longmont Himalayas	07/15/2016	Cancelled(8*)	12/30/2024
3471	WINDSOR	04/07/1936	Cancelled(8*)	12/30/2024

Current Total Clubs Count	YTD New Clubs Count	YTD Cancelled Clubs Count	YTD Net Club Gain	Current Total Members Count	YTD Add	YTD Drop	YTD Net Growth	YTD Net Growth %	Member Count 12 Months Ago	Average Member Count Per Club	% of Clubs with less than 20 members	% No Officer Report in 12 Months	% of Clubs with balance 90+ days	Number of Clubs in Status Quo	% Status Quo Clubs in Financial Suspension	Number of Cancelled Clubs	Average Cancelled Club Age	Members Lost Due to Cancellation	% of Clubs Cancelled for Non-Financial Reasons
33	0	0	0	782	17	28	-11	-1.39%	855	24	58%	3%	0%	0	0%	0	0	0	0%



Club Health Assessment for District 6 NE through November 2025

			Status		Membership					Reports					Finance	LCIF
Club Number	Club Name	Charter Date	Times in Status Quo in Past 2 Years	Current Member Count **	YTD Members Added	YTD Members Dropped	YTD Net Growth% ***	Member Count 1 Year Ago	Dropped Members Avg.Length of Service	Months Since Membership Update	Current Officers Reported ****	Current President Repeated Term	VP Reported *****	Last Date Reported Service (mm/yyyy)	Account Balance	YTD Donations

* - P - Priority Club. Cancellation Reasons: 1-Objectives/conduct, 2-Non-active club, 5-Non-existing club, 6-Disbanding, 7-Merger, 8-Financial Suspension, 9-District/Multiple District Dues.
** Red denotes below 15 active members.
*** Red denotes 20% + loss.
**** Y - all 3 (President, Secretary, Treasurer) club officers reported, N - not all 3 reported.
***** Abbreviation: N-New, IP-Immediate Past, R-Repeat.



Club Health Assessment for District 6 C through November 2025

			Status	Membership						Reports				Finance		LCIF
Club Number	Club Name	Charter Date	Times in Status Quo in Past 2 Years	Current Member Count **	YTD Members Added	YTD Members Dropped	YTD Net Growth% ***	Member Count 1 Year Ago	Dropped Members Avg.Length of Service	Months Since Membership Update	Current Officers Reported ****	Current President Repeated Term	VP Reported *****	Last Date Reported Service (mm/yyyy)	Account Balance	YTD Donations
Clubs less than two years old																
182669	Denver High Tech	06/18/2025	Active	23	0	1	-4.17%	0	0	3	N	None		10/2025		
Clubs more than two years old																
3506	ADAMS CENTENNIAL	03/03/1959	Active	5	0	0	0.00%	5		18	Y	17		07/2025		
3507	ARVADA	03/27/1946	Active	16	4	0	33.33%	13		2	Y			10/2025		\$250.00
	Exc Award (06/30/2024)															
3508	AURORA	06/03/1949	Status Quo(1)	5	0	0	0.00%	5		41	Y	11		07/2023	90+ Days	
30556	BENNETT WATKINS	04/29/1975	Active	6	0	0	0.00%	6		7	N	None		06/2024		
	Exc Award (06/30/2016)															
3511	BROOMFIELD	11/02/1953	Active	19	1	1	0.00%	21	25	4	Y	3		07/2023		
3519	CENTENNIAL AIRPORT	09/17/1964	Active	25	1	3	-7.41%	28	4	0	Y		N	09/2025		\$100.00
	Exc Award (06/30/2023)															
109060	CHATFIELD	08/11/2010	Active	11	0	0	0.00%	11		9	Y	2		09/2025		\$1,005.00
	Exc Award (06/30/2018, 06/30/2021)															
111091	COLORADO ROCKY MOUNTAIN CYBER	05/17/2011	Status Quo(1)	109	2	0	1.87%	105		1	Y	2	N	06/2025	90+ Days	
3515	DENVER	06/26/1917	Active	73	5	2	4.29%	71	14	0	Y		N	09/2024		\$1,000.00
127776	Denver Central Park	06/08/2016	Active(2)	8	0	0	0.00%	9		5	N	None		03/2024		\$50.00
47760	DENVER FIVE POINTS	10/13/1987	Active	39	0	1	-2.50%	42	28	1	Y	2	R	11/2025		
	Exc Award (06/30/2018)															
3523	DOUGLAS COUNTY	07/26/1922	Active	7	1	0	16.67%	6		1	Y	4		07/2025		
3524	ENGLEWOOD	05/05/1926	Active	13	1	0	8.33%	10		2	Y	5		11/2025		
3525	GOLDEN	12/28/1942	Active	46	4	4	0.00%	37	16	1	Y			09/2025		\$625.41
	Exc Award (06/30/2018, 06/30/2024)															
58345	HIGHLANDS RANCH	05/28/1996	Active	15	2	1	7.14%	17	0	3	Y	2	R	08/2024		\$500.00
	Exc Award (06/30/2018)															
3526	IDAHO SPRINGS	10/02/1952	Active	21	5	1	23.53%	17	27	3	Y	2	R	11/2025	90+ Days	\$100.00
3527	KIOWA	02/17/1947	Active	10	0	0	0.00%	10		7	Y	5		08/2023		
3457	LAFAYETTE	06/21/1921	Active	14	0	0	0.00%	14		18	Y		N	11/2025		\$100.00
	Exc Award (06/30/2024)															



Club Health Assessment for District 6 C through November 2025

			Status	Membership						Reports				Finance	LCIF	
Club Number	Club Name	Charter Date	Times in Status Quo in Past 2 Years	Current Member Count **	YTD Members Added	YTD Members Dropped	YTD Net Growth% ***	Member Count 1 Year Ago	Dropped Members Avg.Length of Service	Months Since Membership Update	Current Officers Reported ****	Current President Repeated Term	VP Reported *****	Last Date Reported Service (mm/yyyy)	Account Balance	YTD Donations
3532	LITTLETON	05/03/1949	Active(1)	11	1	2	-8.33%	12	8	4	Y		N	07/2023	90+ Days	
3462	LOUISVILLE	05/27/1931	Active	11	0	0	0.00%	11		6	Y		N	10/2025		
3466	NEDERLAND	06/23/1948	Active	13	2	1	8.33%	11	34	2	Y	13	R	10/2025		
Exc Award (06/30/2018, 06/30/2022, 06/30/2023)																
3535	PLEASANT VIEW	03/22/1956	Active(2)	6	0	0	0.00%	6		28	Y	2	R	07/2023		
3540	THORNTON	08/23/1956	Active	8	0	0	0.00%	8		8	Y		IP	06/2024		\$100.00
Exc Award (06/30/2022)																

Clubs Cancelled Previous Fiscal Year – Clubs Cancelled within last 12 months may be reinstated

Club Number	Club Name	Charter Date	Current Status*	Cancellation Date
43598	DENVER PARK HILL	03/12/1984	Cancelled(8*)	12/30/2024
52462	PARKER SUNRISE	02/03/1992	Cancelled(8*)	06/29/2025

Current Total Clubs Count	YTD New Clubs Count	YTD Cancelled Clubs Count	YTD Net Club Gain	Current Total Members Count	YTD Add	YTD Drop	YTD Net Growth	YTD Net Growth %	Member Count 12 Months Ago	Average Member Count Per Club	% of Clubs with less than 20 members	% No Officer Report in 12 Months	% of Clubs with balance 90+ days	Number of Clubs in Status Quo	% Status Quo Clubs in Financial Suspension	Number of Cancelled Clubs	Average Cancelled Club Age	Members Lost Due to Cancellation	% of Clubs Cancelled for Non-Financial Reasons
24	0	0	0	514	29	17	12	2.39%	475	21	71%	4%	17%	2	100%	0	0	0	0%

* - P - Priority Club. Cancellation Reasons: 1-Objectives/conduct, 2-Non-active club, 5-Non-existing club, 6-Disbanding, 7-Merger, 8-Financial Suspension, 9-District/Multiple District Dues.

** Red denotes below 15 active members.

*** Red denotes 20% + loss.

**** Y - all 3 (President, Secretary, Treasurer) club officers reported, N - not all 3 reported.

***** Abbreviation: N-New, IP-Immediate Past, R-Repeat.



Club Health Assessment for District 6 SE through November 2025

			Status	Membership						Reports				Finance		LCIF
Club Number	Club Name	Charter Date	Times in Status Quo in Past 2 Years	Current Member Count **	YTD Members Added	YTD Members Dropped	YTD Net Growth% ***	Member Count 1 Year Ago	Dropped Members Avg.Length of Service	Months Since Membership Update	Current Officers Reported ****	Current President Repeated Term	VP Reported *****	Last Date Reported Service (mm/yyyy)	Account Balance	YTD Donations
Clubs more than two years old																
3545	AVONDALE VINELAND	03/02/1954	Active	10	0	0	0.00%	7		6	Y	3	N	10/2024		
3546	CALHAN	08/21/1939	Active	38	1	1	0.00%	49	46	1	Y	2	R	06/2025		\$200.00
Exc Award (06/30/2017, 06/30/2018)																
3547	CANON CITY NOON	11/22/1921	Active	28	1	1	0.00%	37	2	1	N			08/2025		\$500.00
Exc Award (06/30/2017, 06/30/2018)																
3550	COLORADO CITY-RYE L C	11/07/1967	Active	16	1	3	-11.11%	15	5	1	Y		N	10/2025		\$100.00
3551	COLORADO SPRINGS DOWNTOWN	02/20/1922	Active	35	1	0	2.94%	36		1	Y	2	N	12/2024		
3569	COLORADO SPRINGS NOB HILL	11/29/1951	Active	19	0	0	0.00%	18		6	Y	2		09/2017		
3555	COLORADO SPRINGS SECURITY	01/30/1957	Active	16	0	0	0.00%	17		5	Y		IP	08/2017		
97106	COTOPAXI	05/09/2006	Active	26	0	0	0.00%	25		5	Y	5	R	06/2025		
116090	EL PASO COUNTY TRI-LAKES	02/16/2012	Active	22	0	0	0.00%	22		5	Y	3	R	08/2023		\$500.00
3479	FLAGLER	09/13/1939	Active	12	0	0	0.00%	13		5	Y	4	R	07/2024		
50918	FLORENCE	09/10/1990	Active	5	0	2	-28.57%	8	7	4	Y	7	R	11/2011		
46696	HUGO	12/01/1986	Active	8	0	2	-20.00%	11	10	4	Y	7	R	07/2025		
3563	LAMAR	08/02/1921	Active	25	1	0	4.17%	21		4	Y			10/2025		
3565	LAS ANIMAS	10/12/1921	Active	10	0	0	0.00%	12		0	Y			08/2024		
3572	PUEBLO CHARTER	06/01/1917	Active	34	0	0	0.00%	33		6	Y	2	R	10/2025		\$100.00
3576	ROCKY FORD	07/09/1920	Active	30	0	2	-6.25%	30	26	4	Y		N	08/2023		
3579	SPRINGFIELD	10/20/1939	Active	16	1	1	0.00%	17	2	0	N	None	N	10/2023	90+ Days	
3580	SWINK	03/06/1969	Active	30	4	1	11.11%	26	28	3	Y		R	12/2024	90+ Days	
3583	WILEY	03/10/1952	Active	18	0	1	-5.26%	18	1	0	Y		N	11/2025		
108439	WOODLAND PARK PIKES PEAK	05/24/2010	Active	17	2	1	6.25%	19	2	1	Y	3		07/2024		\$1,000.00
Exc Award (06/30/2024)																

Clubs Cancelled Previous Fiscal Year – Clubs Cancelled within last 12 months may be reinstated

Club Number	Club Name	Charter Date	Current Status*	Cancellation Date
108762	LIMON	06/23/2010	Cancelled(6*)	10/29/2024



Club Health Assessment for District 6 SE through November 2025

			Status		Membership					Reports				Finance		LCIF			
Club Number	Club Name	Charter Date	Times in Status Quo in Past 2 Years		Current Member Count **	YTD Members Added	YTD Members Dropped	YTD Net Growth***	Member Count 1 Year Ago	Dropped Members Avg.Length of Service	Months Since Membership Update	Current Officers Reported ****	Current President Repeated Term	VP Reported *****	Last Date Reported Service (mm/yyyy)	Account Balance	YTD Donations		
3570	OLNEY SPRINGS	12/06/1951	Cancelled(8*)		06/29/2025														
Current Total Clubs Count	YTD New Clubs Count	YTD Cancelled Clubs Count	YTD Net Club Gain	Current Total Members Count	YTD Add	YTD Drop	YTD Net Growth	Member Count 12 Months Ago	Average Member Count Per Club	% of Clubs with less than 20 members	% No Officer Report in 12 Months	% of Clubs with balance 90+ days	Number of Clubs in Status Quo	% Status Quo Clubs in Financial Suspension	Number of Cancelled Clubs	Average Cancelled Club Age	Members Lost Due to Cancellation	% of Clubs Cancelled for Non-Financial Reasons	
20	0	0	0	415	12	15	-3	-0.72%	434	21	55%	0%	10%	0	0%	0	0	0	0%

* - P - Priority Club. Cancellation Reasons: 1-Objectives/conduct, 2-Non-active club, 5-Non-existing club, 6-Disbanding, 7-Merger, 8-Financial Suspension, 9-District/Multiple District Dues.
** Red denotes below 15 active members.
*** Red denotes 20% + loss.
**** Y - all 3 (President, Secretary, Treasurer) club officers reported, N - not all 3 reported.
***** Abbreviation: N-New, IP-Immediate Past, R-Repeat.




Club Health Assessment for District 6 W through November 2025

			Status	Membership						Reports				Finance	LCIF		
Club Number	Club Name	Charter Date	Times in Status Quo in Past 2 Years	Current Member Count **	YTD Members Added	YTD Members Dropped	YTD Net Growth% ***	Member Count 1 Year Ago	Dropped Members Avg.Length of Service	Months Since Membership Update	Current Officers Reported ****	Current President Repeated Term	VP Reported *****	Last Date Reported Service (mm/yyyy)	Account Balance	YTD Donations	
Clubs more than two years old																	
3586	BASALT	05/13/1957	Active	21	0	2	-8.70%	23	11	1	Y		N	03/2025	90+ Days	\$150.00	
Exc Award (06/30/2022)																	
3588	BAYFIELD	01/29/1953	Active	17	2	0	13.33%	16		3	Y	3	N	12/2024			
Exc Award (06/30/2022)																	
3591	CLIFTON	05/01/1939	Active	17	0	0	0.00%	16		0	Y		N	10/2025			
Exc Award (06/30/2020)																	
3592	COLLBRAN	03/24/1959	Active	7	0	0	0.00%	8		5	Y	9		05/2025			
3593	CORTEZ	06/02/1942	Active	6	0	0	0.00%	6		16	Y	5		07/2025			
3594	CRAIG	12/01/1922	Active	7	0	0	0.00%	8		5	N	13		08/2023			
3596	DELTA	11/11/1921	Active	8	0	1	-11.11%	11	5	2	Y			10/2025			
3597	DURANGO	10/31/1928	Active	8	0	0	0.00%	9		7	N	7	R	01/2025			
3598	EAGLE	08/26/1938	Active	10	0	2	-16.67%	13	4	0	Y	2		11/2025			
Exc Award (06/30/2019, 06/30/2021, 06/30/2022)																	
39516	FRASER RIVER VALLEY L C	03/16/1981	Active	110	9	0	8.91%	109		0	Y			09/2025			
Exc Award (06/30/2020)																	
3599	FRUITA	02/10/1957	Active	19	3	3	0.00%	16	23	2	Y	2		10/2025			
Exc Award (06/30/2021, 06/30/2025)																	
3601	GLENWOOD SPRINGS	12/01/1921	Active	22	0	0	0.00%	23		2	N			11/2025			
Exc Award (06/30/2018, 06/30/2022)																	
3602	GRAND JUNCTION	10/28/1921	Active	89	7	5	2.30%	92	2	0	Y		N	03/2025			
Exc Award (06/30/2022)																	
3605	HAYDEN	11/30/1961	Active	8	0	1	-11.11%	8	40	3	N	3		04/2025			
Exc Award (06/30/2022)																	
45067	HOTCHKISS	06/04/1985	Active	10	0	0	0.00%	10		7	Y	2	R	09/2025			
3608	JACKSON COUNTY	08/29/1935	Active	23	4	0	21.05%	17		0	Y	5	N	10/2024	90+ Days		
Exc Award (06/30/2021, 06/30/2022)																	
3531	LEADVILLE	11/08/1951	Active	45	3	6	-6.25%	50	16	0	Y	2	N	06/2025			
Exc Award (06/30/2022)																	
40852	MANCOS VALLEY	02/19/1982	Active	10	0	1	-9.09%	10	8	4	N	3	N	02/2025			
Exc Award (06/30/2020)																	



Club Health Assessment for District 6 W through November 2025

						Status				Membership				Reports				Finance		LCIF
Club Number	Club Name	Charter Date	Times in Status Quo in Past 2 Years			Current Member Count **	YTD Members Added	YTD Members Dropped	YTD Net Growth% ***	Member Count 1 Year Ago	Dropped Members Avg.Length of Service	Months Since Membership Update	Current Officers Reported ****	Current President Repeated Term	VP Reported *****	Last Date Reported Service (mm/yyyy)	Account Balance	YTD Donations		
3609	MEEKER	07/23/1923	Active			47	2	0	4.44%	43		1	Y	3	R	10/2025	90+ Days	\$70.00		
Exc Award (06/30/2022)																				
3610	MONTROSE	05/20/1937	Active			10	2	1	11.11%	17	17	1	Y			08/2025				
62346	NEW CASTLE	09/15/1999	Active			29	6	1	20.83%	23	10	0	Y	7	R	10/2025				
Exc Award (06/30/2022)																				
3613	ORCHARD MESA	01/20/1960	Active			24	1	1	0.00%	19	0	1	Y			11/2025				
Exc Award (06/30/2021, 06/30/2022)																				
3615	PALISADE	07/26/1930	Active			15	0	0	0.00%	14		3	Y		IP	06/2025				
3616	PAONIA	01/27/1946	Active			15	1	0	7.14%	14		1	Y	4		11/2025				
3618	REDLANDS	05/09/1968	Active			49	3	3	0.00%	49	2	1	Y		N	11/2025				
Exc Award (06/30/2018, 06/30/2020, 06/30/2022)																				
3619	RIFLE	03/13/1935	Active			1	4	9	-83.33%	10	14	4	N	4		04/2025				
3621	STEAMBOAT SKI TOWN	12/06/1922	Active			26	0	0	0.00%	25		5	Y	2	R	06/2025				
3590	SURFACE CREEK VALLEY L C	11/27/1972	Active			10	0	0	0.00%	12		4	Y		R	10/2025				
Current Total Clubs Count	YTD New Clubs Count	YTD Cancelled Clubs Count	YTD Net Club Gain	Current Total Members Count	YTD Add	YTD Drop	YTD Net Growth	Member Count 12 Months Ago	Average Member Count Per Club	% of Clubs with less than 20 members	% No Officer Report in 12 Months	% of Clubs with balance 90+ days	Number of Clubs in Status Quo	% Status Quo Clubs in Financial Suspension	Number of Cancelled Clubs	Average Cancelled Club Age	Members Lost Due to Cancellation	% of Clubs Cancelled for Non-Financial Reasons		
28	0	0	0	663	47	36	11	1.69%	671	24	61%	0%	11%	0	0%	0	0	0		

* - P - Priority Club. Cancellation Reasons: 1-Objectives/conduct, 2-Non-active club, 5-Non-existing club, 6-Disbanding, 7-Merger, 8-Financial Suspension, 9-District/Multiple District Dues.

** Red denotes below 15 active members.

*** Red denotes 20% + loss.

**** Y - all 3 (President, Secretary, Treasurer) club officers reported, N - not all 3 reported.

***** Abbreviation: N-New, IP-Immediate Past, R-Repeat.



Club Health Assessment for District 7 L through November 2025

			Status	Membership						Reports				Finance		LCIF
Club Number	Club Name	Charter Date	Times in Status Quo in Past 2 Years	Current Member Count **	YTD Members Added	YTD Members Dropped	YTD Net Growth% ***	Member Count 1 Year Ago	Dropped Members Avg.Length of Service	Months Since Membership Update	Current Officers Reported ****	Current President Repeated Term	VP Reported *****	Last Date Reported Service (mm/yyyy)	Account Balance	YTD Donations
Clubs more than two years old																
3623	ARKADELPHIA	12/13/1943	Active	21	0	0	0.00%	20		5	N	None		09/2022		\$1,100.00
Exc Award (06/30/2019)																
3627	BENTON	07/28/1943	Status Quo(2)	11	1	5	-26.67%	18	12	1	Y		N	10/2019	90+ Days	
32914	BRYANT	11/10/1976	Active	14	0	0	0.00%	14		13	N	None		12/2024		
3630	CAMDEN	12/11/1925	Active	30	0	0	0.00%	30		3	Y		N	01/2020		\$600.00
3634	DE QUEEN	10/25/1950	Active	34	6	1	17.24%	27	0	0	Y		N	05/2025		
3639	HATFIELD	08/28/1973	Active	15	1	3	-11.76%	17	12	0	Y	2	R	08/2025		
3640	HOPE	01/15/1947	Active	80	1	7	-6.98%	91	4	1	Y		N	06/2025		
Exc Award (06/30/2018, 06/30/2023)																
123645	Hope Evening	12/01/2014	Active	25	0	1	-3.85%	25	10	4	Y		N	12/2021		
34739	HOT SPRINGS DIAMONDHEAD	12/12/1977	Active	16	2	2	0.00%	17	4	2	Y	3	R	11/2016		
86106	HOT SPRINGS JESSE D HAWKINS	04/06/2005	Active	29	3	1	7.41%	25	1	1	Y	2	N	07/2025		\$360.00
3644	HOT SPRINGS SOUTH HOT SPRINGS	09/18/1952	Active	27	5	1	17.39%	23	8	2	Y		R	05/2017		
33511	HOT SPRINGS VILLAGE BREAKFAST	03/21/1977	Active(1)	22	2	3	-4.35%	27	6	0	Y	5		10/2023		
Exc Award (06/30/2016)																
3645	HOT SPRINGS VILLAGE EVENING	07/31/1972	Active	68	6	6	0.00%	64	8	0	Y		N	11/2025	90+ Days	\$3,767.00
Exc Award (06/30/2016, 06/30/2018, 06/30/2023)																
96479	LOCKESBURG	03/09/2006	Active	11	0	0	0.00%	14		7	Y	2	R	12/2018		
3649	MAGNOLIA	02/09/1927	Active	14	1	0	7.69%	12		3	Y	6	R	04/2025	90+ Days	
3650	MALVERN	11/23/1943	Status Quo(1)	27	0	0	0.00%	24		6	Y		N	09/2024	90+ Days	
3651	MENA	06/14/1923	Active	28	4	1	12.00%	27	9	1	Y		N	12/2018		
78439	MENA LIONESS	03/05/2004	Active	35	4	5	-2.78%	33	4	0	Y		N	11/2025		\$500.00
Exc Award (06/30/2016)																
3656	PRESCOTT	04/25/1972	Active(1)	9	0	0	0.00%	10		2	Y		N	04/2024		
3658	TEXARKANA	02/19/1917	Active	17	0	1	-5.56%	15	9	0	N			12/2024		
105453	TEXARKANA EVENING	05/08/2009	Active	7	0	0	0.00%	10		3	Y	2	N	09/2020		
Exc Award (06/30/2016)																



Club Health Assessment for District 7 L through November 2025

			Status	Membership					Reports				Finance	LCIF		
Club Number	Club Name	Charter Date	Times in Status Quo in Past 2 Years	Current Member Count **	YTD Members Added	YTD Members Dropped	YTD Net Growth% ***	Member Count 1 Year Ago	Dropped Members Avg.Length of Service	Months Since Membership Update	Current Officers Reported ****	Current President Repeated Term	VP Reported *****	Last Date Reported Service (mm/yyyy)	Account Balance	YTD Donations

Clubs Cancelled Previous Fiscal Year – Clubs Cancelled within last 12 months may be reinstated

Club Number	Club Name	Charter Date	Current Status*	Cancellation Date
63084	BISMARCK	04/17/2000	Cancelled(8*)	12/30/2024
64099	LEWISVILLE	03/26/2001	Cancelled(8*)	06/29/2025
3654	NASHVILLE	12/27/1946	Cancelled(8*)	12/30/2024
43599	SARATOGA TRI COUNTY	03/19/1984	Cancelled(8*)	06/29/2025

Current Total Clubs Count	YTD New Clubs Count	YTD Cancelled Clubs Count	YTD Net Club Gain	Current Total Members Count	YTD Add	YTD Drop	YTD Net Growth	YTD Net Growth %	Member Count 12 Months Ago	Average Member Count Per Club	% of Clubs with less than 20 members	% No Officer Report in 12 Months	% of Clubs with balance 90+ days	Number of Clubs in Status Quo	% Status Quo Clubs in Financial Suspension	Number of Cancelled Clubs	Average Cancelled Club Age	Members Lost Due to Cancellation	% of Clubs Cancelled for Non-Financial Reasons
21	0	0	0	540	36	37	-1	-0.18%	543	26	43%	5%	19%	2	100%	0	0	0	0%

* - P - Priority Club. Cancellation Reasons: 1-Objectives/conduct, 2-Non-active club, 5-Non-existing club, 6-Disbanding, 7-Merger, 8-Financial Suspension, 9-District/Multiple District Dues.

** Red denotes below 15 active members.

*** Red denotes 20% + loss.

**** Y - all 3 (President, Secretary, Treasurer) club officers reported, N - not all 3 reported.

***** Abbreviation: N-New, IP-Immediate Past, R-Repeat.



Club Health Assessment for District 7 I through November 2025

			Status	Membership						Reports				Finance		LCIF
Club Number	Club Name	Charter Date	Times in Status Quo in Past 2 Years	Current Member Count **	YTD Members Added	YTD Members Dropped	YTD Net Growth% ***	Member Count 1 Year Ago	Dropped Members Avg.Length of Service	Months Since Membership Update	Current Officers Reported ****	Current President Repeated Term	VP Reported *****	Last Date Reported Service (mm/yyyy)	Account Balance	YTD Donations
Clubs more than two years old																
3661	ATKINS	11/10/1939	Active	8	0	1	-11.11%	9	4	1	N	4		11/2023		
3663	BELLA VISTA	03/24/1970	Active	10	0	0	0.00%	13		10	Y	3		11/2023		\$500.00
36551	BENTONVILLE BREAKFAST	02/09/1979	Active	17	0	0	0.00%	20		2	Y			11/2023		
3664	BERRYVILLE	02/28/1958	Active	8	0	1	-11.11%	10	13	4	Y		N	05/2024		
3665	BOONEVILLE	10/28/1954	Active	10	0	2	-16.67%	14	3	2	Y	3	N	12/2024		\$40.00
Exc Award (06/30/2024)																
3666	CLARKSVILLE	06/12/1925	Active	27	0	0	0.00%	27		3	Y		N	11/2025		\$250.00
Exc Award (06/30/2023)																
3789	CONWAY EVENING	12/04/1962	Active	10	1	3	-16.67%	10	4	0	Y	2	N	11/2025		\$100.00
3788	CONWAY NOON	08/06/1946	Active	27	1	2	-3.57%	33	2	2	Y		N	06/2025		
Exc Award (06/30/2018, 06/30/2024)																
3667	DANVILLE	08/26/1946	Active	41	0	1	-2.38%	42	25	0	Y		N	09/2025		
3668	DARDANELLE	08/06/1968	Active	10	0	6	-37.50%	16	14	3	Y			11/2023	90+ Days	
48278	DOVER	03/21/1988	Active	16	0	0	0.00%	19		2	N	None		06/2025		
118255	ELKINS	11/02/2012	Status Quo(2)	19	2	5	-13.64%	22	7	2	Y		N	11/2023	90+ Days	
Exc Award (06/30/2023)																
3673	FAYETTEVILLE	05/10/1923	Active	33	2	1	3.13%	32	56	2	N		N	11/2023		
Exc Award (06/30/2018)																
3675	FORT SMITH NOON	03/08/1919	Active	35	3	1	6.06%	32	0	0	Y		N	11/2025		\$1,000.00
3678	GENTRY	04/07/1964	Status Quo(2)	3	0	0	0.00%	3		17	N	None		11/2023	90+ Days	
119915	Gravette	06/30/2013	Active	11	0	0	0.00%	13		5	Y	4	R	10/2025		\$520.00
Exc Award (06/30/2018)																
3680	GREEN FOREST	09/30/1943	Active	9	0	0	0.00%	9		15	Y	17		11/2023		
3683	HARRISON	02/28/1924	Active	46	4	0	9.52%	40		0	Y		R	08/2025		
65091	HUNTSVILLE	03/20/2002	Active	18	3	0	20.00%	14		1	Y	2	N	11/2023		
3686	MORRILTON	08/14/1946	Active(1)	17	0	0	0.00%	17		5	Y			11/2023		
3728	MOUNTAIN HOME	06/20/1947	Active	50	5	2	6.38%	44	1	0	Y		N	10/2025		\$50.00
Exc Award (06/30/2023)																
3688	MULBERRY	10/31/1939	Active	22	0	0	0.00%	22		15	Y		R	11/2023		



Club Health Assessment for District 7 I through November 2025

INTERNATIONAL

						Status		Membership					Reports				Finance		LCIF
Club Number	Club Name	Charter Date				Times in Status Quo in Past 2 Years	Current Member Count **	YTD Members Added	YTD Members Dropped	YTD Net Growth% ***	Member Count 1 Year Ago	Dropped Members Avg.Length of Service	Months Since Membership Update	Current Officers Reported ****	Current President Repeated Term	VP Reported *****	Last Date Reported Service (mm/yyyy)	Account Balance	YTD Donations
3690	OZARK	06/04/1953				Active	11	0	0	0.00%	11		7	Y		N	12/2023		
61690	PARIS	03/30/1999				Active	8	0	0	0.00%	7		9	Y	6	R	10/2025		
107908	PEA RIDGE	03/26/2010				Active	19	2	3	-5.00%	19	7	0	Y	2	N	12/2023		
3693	PRAIRIE GROVE	09/27/1946				Active	22	0	0	0.00%	19		5	N	None	N	06/2025		
3695	RUSSELLVILLE	02/15/1923				Active	32	1	2	-3.03%	33	20	0	Y		N	09/2025		\$250.00
3699	SILOAM SPRINGS	10/21/1946				Active	2	0	1	-33.33%	3	53	4	Y	8		09/2024		
3701	VAN BUREN	08/17/1922				Active	19	0	0	0.00%	23		2	Y		N	09/2025		\$125.00
66758	VILONIA	10/30/2002				Active	7	0	0	0.00%	7		9	Y	3	R	05/2025		
Current Total Clubs Count	YTD New Clubs Count	YTD Cancelled Clubs Count	YTD Net Club Gain	Current Total Members Count	YTD Add	YTD Drop	YTD Net Growth	YTD Net Growth %	Member Count 12 Months Ago	Average Member Count Per Club	% of Clubs with less than 20 members	% No Officer Report in 12 Months	% of Clubs with balance 90+ days	Number of Clubs in Status Quo	% Status Quo Clubs in Financial Suspension	Number of Cancelled Clubs	Average Cancelled Club Age	Members Lost Due to Cancellation	% of Clubs Cancelled for Non-Financial Reasons
30	0	0	0	567	24	31	-7	-1.22%	583	19	67%	3%	10%	2	100%	0	0	0	0%

* - P - Priority Club. Cancellation Reasons: 1-Objectives/conduct, 2-Non-active club, 5-Non-existing club, 6-Disbanding, 7-Merger, 8-Financial Suspension, 9-District/Multiple District Dues.

** Red denotes below 15 active members.

*** Red denotes 20% + loss.

**** Y - all 3 (President, Secretary, Treasurer) club officers reported, N - not all 3 reported.

***** Abbreviation: N-New, IP-Immediate Past, R-Repeat.



Club Health Assessment for District 7 O through November 2025


			Status	Membership						Reports				Finance	LCIF	
Club Number	Club Name	Charter Date	Times in Status Quo in Past 2 Years	Current Member Count **	YTD Members Added	YTD Members Dropped	YTD Net Growth% ***	Member Count 1 Year Ago	Dropped Members Avg.Length of Service	Months Since Membership Update	Current Officers Reported ****	Current President Repeated Term	VP Reported *****	Last Date Reported Service (mm/yyyy)	Account Balance	YTD Donations
Clubs more than two years old																
3706	BLACK ROCK	02/08/1954	Active	13	2	0	18.18%	15		3	Y	10	R	11/2019		
3707	BLYTHEVILLE	05/17/1926	Active	67	0	0	0.00%	67		13	Y		N	05/2019		
3709	CALICO ROCK	06/27/1947	Active	25	0	5	-16.67%	30	5	0	Y		N	04/2019		
3712	CHEROKEE VILLAGE	08/01/1963	Active	16	0	5	-23.81%	21	9	2	N	None		02/2022		
3713	CORNING	05/06/1947	Active	12	0	0	0.00%	13		10	Y	3	R	07/2020		\$1,000.00
3761	FAIRFIELD BAY	09/11/1969	Active	10	3	0	42.86%	7		3	N	None		08/2013	90+ Days	
132607	Harrisburg Arkansas	09/08/2017	Status Quo(2)	12	0	0	0.00%	12		5	N	None		05/2021	90+ Days	
3764	HEBER SPRINGS	01/29/1951	Active	13	0	0	0.00%	17		3	Y	9	N	11/2023		\$380.00
3720	JONESBORO	08/21/1919	Active(1)	5	0	0	0.00%	5		21	N	None				
29730	JONESBORO NETTLETON	08/20/1974	Active	25	0	1	-3.85%	24	2	4	Y		N	01/2024		
3721	JONESBORO UNIVERSITY HEIGHTS Exc Award (06/30/2024)	07/09/1963	Active	38	3	2	2.70%	39	33	1	Y		N	10/2025		
3724	MANILA	01/07/1929	Active	16	1	5	-20.00%	20	6	3	Y	2				
108086	MC CRORY	04/14/2010	Active	12	0	0	0.00%	13		7	Y	17	R	04/2023		\$200.00
3734	PARAGOULD	04/29/1947	Active(1)	12	0	0	0.00%	12		35	N	None		03/2018	90+ Days	
3735	PIGGOTT	08/14/1958	Active	18	0	0	0.00%	14		8	N	None				
3777	SEARCY	03/28/1947	Active	19	2	0	11.76%	17		1	Y	2	R	06/2019		
116860	SPRING RIVER TOWNSHIP	05/18/2012	Active(1)	45	1	0	2.27%	43		4	Y	3		12/2024	90+ Days	
3739	TRUMANN	01/25/1930	Active(1)	28	0	0	0.00%	37		6	N	None		06/2019		
3742	WEINER	02/24/1958	Active	39	3	2	2.63%	37	9	1	Y	4	R	05/2024		

Clubs Cancelled Previous Fiscal Year – Clubs Cancelled within last 12 months may be reinstated

Club Number	Club Name	Charter Date	Current Status*	Cancellation Date
3731	NEWPORT	01/21/1941	Cancelled(8*)	06/29/2025



Club Health Assessment for District 7 O through November 2025

<div>International Club of Presidents</div>						Status		Membership					Reports				Finance		LCIF
						Times in Status Quo in Past 2 Years		Current Member Count **	YTD Members Added	YTD Members Dropped	YTD Net Growth% ***	Member Count 1 Year Ago	Dropped Members Avg.Length of Service	Months Since Membership Update	Current Officers Reported ****	Current President Repeated Term	VP Reported *****	Last Date Reported Service (mm/yyyy)	Account Balance
Club Number	Club Name		Charter Date																
Current Total Clubs Count	YTD New Clubs Count	YTD Cancelled Clubs Count	YTD Net Club Gain	Current Total Members Count	YTD Add	YTD Drop	YTD Net Growth %	Member Count 12 Months Ago	Average Member Count Per Club	% of Clubs with less than 20 members	% No Officer Report in 12 Months	% of Clubs with balance 90+ days	Number of Clubs in Status Quo	% Status Quo Clubs in Financial Suspension	Number of Cancelled Clubs	Average Cancelled Club Age	Members Lost Due to Cancellation	% of Clubs Cancelled for Non-Financial Reasons	
19	0	0	0	425	15	20	-5	-1.16%	443	22	63%	21%	21%	1	100%	0	0	0	0%

* - P - Priority Club. Cancellation Reasons: 1-Objectives/conduct, 2-Non-active club, 5-Non-existing club, 6-Disbanding, 7-Merger, 8-Financial Suspension, 9-District/Multiple District Dues.

** Red denotes below 15 active members.

*** Red denotes 20% + loss.

**** Y - all 3 (President, Secretary, Treasurer) club officers reported, N - not all 3 reported.

***** Abbreviation: N-New, IP-Immediate Past, R-Repeat.



Club Health Assessment for District 7 N through November 2025


			Status	Membership					Reports				Finance		LCIF	
Club Number	Club Name	Charter Date	Times in Status Quo in Past 2 Years	Current Member Count **	YTD Members Added	YTD Members Dropped	YTD Net Growth% ***	Member Count 1 Year Ago	Dropped Members Avg.Length of Service	Months Since Membership Update	Current Officers Reported ****	Current President Repeated Term	VP Reported *****	Last Date Reported Service (mm/yyyy)	Account Balance	YTD Donations
Clubs more than two years old																
3749	BRINKLEY	06/14/1946	Active(1)	13	1	0	8.33%	14		1	Y		N	12/2021		
3750	CABOT	06/30/1950	Active	47	4	0	9.30%	50		2	Y	2	N	11/2025	90+ Days	
3751	CARLISLE	09/14/1954	Active	18	0	3	-14.29%	30	8	2	N	None	N	08/2021		
3757	DES ARC	06/17/1953	Active	25	3	0	13.64%	20		3	Y	18	R		90+ Days	
3792	DUMAS	03/14/1947	Active	10	0	0	0.00%	10		21	N	None				
3762	FORREST CITY	06/07/1946	Active(1)	8	0	0	0.00%	8		15	N	None		01/2019		
3799	HAMPTON	05/09/1950	Active	13	0	0	0.00%	13		9	N	None				
3780	HELENA WEST HELENA	07/03/1946	Active	6	0	0	0.00%	6		56	N	None				
3802	LITTLE ROCK FOUNDERS	03/15/1916	Active	21	1	7	-22.22%	27	2	2	Y		N	08/2024		\$610.00
104752	LITTLE ROCK SOUTH	02/13/2009	Active	24	3	2	4.35%	23	5	0	Y		N	10/2025	90+ Days	
3771	LONOKE	02/21/1952	Active	18	0	0	0.00%	22		6	N	None		02/2021		
63980	MAUMELLE	02/12/2001	Active	45	7	0	18.42%	34		3	Y	3	N	01/2025		
3807	MONTICELLO	02/18/1932	Active(1)	11	0	0	0.00%	11		66	N	None				
3809	NORTH LITTLE ROCK	11/13/1931	Active	32	1	0	3.23%	33		0	Y		N	11/2025		\$200.00
	Exc Award (06/30/2023)															
3817	SHERIDAN	02/02/1953	Active	12	0	1	-7.69%	13	4	3	Y		IP			
	Exc Award (06/30/2017)															
3778	STUTTGART	03/20/1928	Active(1)	28	7	0	33.33%	21		5	N	None		05/2021	90+ Days	
3820	WARREN	02/07/1947	Active	10	0	0	0.00%	10		14	N	None		01/2024		
107404	WHITE HALL NOON	02/04/2010	Active	31	0	0	0.00%	28		5	N	None		04/2018		

Clubs Cancelled Previous Fiscal Year – Clubs Cancelled within last 12 months may be reinstated

Club Number	Club Name	Charter Date	Current Status*	Cancellation Date
3790	CROSSETT	02/17/1947	Cancelled(8*)	12/30/2024



Club Health Assessment for District 7 N through November 2025

<div>Club NumberClub NameCharter Date</div>						Status		Membership					Reports				Finance		LCIF
						Times in Status Quo in Past 2 Years	Current Member Count **	YTD Members Added	YTD Members Dropped	YTD Net Growth***	Member Count 1 Year Ago	Dropped Members Avg.Length of Service	Months Since Membership Update	Current Officers Reported ****	Current President Repeated Term	VP Reported *****	Last Date Reported Service (mm/yyyy)	Account Balance	YTD Donations
Current Total Clubs Count	YTD New Clubs Count	YTD Cancelled Clubs Count	YTD Net Club Gain	Current Total Members Count	YTD Add	YTD Drop	YTD Net Growth	Member Count 12 Months Ago	Average Member Count Per Club	% of Clubs with less than 20 members	% No Officer Report in 12 Months	% of Clubs with balance 90+ days	Number of Clubs in Status Quo	% Status Quo Clubs in Financial Suspension	Number of Cancelled Clubs	Average Cancelled Club Age	Members Lost Due to Cancellation	% of Clubs Cancelled for Non-Financial Reasons	
18	0	0	0	372	27	13	14	3.91%	373	21	56%	50%	22%	0	0%	0	0	0	0%

* - P - Priority Club. Cancellation Reasons: 1-Objectives/conduct, 2-Non-active club, 5-Non-existing club, 6-Disbanding, 7-Merger, 8-Financial Suspension, 9-District/Multiple District Dues.

** Red denotes below 15 active members.

*** Red denotes 20% + loss.

**** Y - all 3 (President, Secretary, Treasurer) club officers reported, N - not all 3 reported.

***** Abbreviation: N-New, IP-Immediate Past, R-Repeat.



Club Health Assessment for District 8 L through November 2025

			Status	Membership						Reports				Finance	LCIF	
Club Number	Club Name	Charter Date	Times in Status Quo in Past 2 Years	Current Member Count **	YTD Members Added	YTD Members Dropped	YTD Net Growth% ***	Member Count 1 Year Ago	Dropped Members Avg.Length of Service	Months Since Membership Update	Current Officers Reported ****	Current President Repeated Term	VP Reported *****	Last Date Reported Service (mm/yyyy)	Account Balance	YTD Donations
Clubs less than two years old																
171198	Greenwood	06/07/2024	Active(1)	12	0	0	0.00%	24		3	Y		IP			
180704	Louisiana Lions Camp Virtual	07/10/2025	Active	106	106	0	100.00%	0		0	Y		N	10/2025		\$100.00
Clubs more than two years old																
63015	ANACOCO	04/17/2000	Active	15	0	2	-11.76%	19	6	1	Y		N	07/2024		
3824	ARCADIA	05/28/1968	Active	19	2	2	0.00%	20	4	0	Y	2	R	09/2023		
3826	BOSSIER CITY	09/02/1927	Active	77	9	4	6.94%	70	12	0	Y		N	11/2025		\$50.00
53142	BOSSIER CITY BOSSIER CENTRAL Exc Award (06/30/2019, 06/30/2022, 06/30/2023)	05/22/1992	Active	10	0	0	0.00%	12		9	Y			02/2025		
3835	FLORIEN	06/28/1960	Active	15	0	0	0.00%	15		16	Y		N	08/2022		
3836	GIBSLAND	12/13/1928	Active	31	2	0	6.90%	31		4	Y	2	R	08/2022		\$100.00
3837	HAYNESVILLE	03/12/1926	Active	12	1	1	0.00%	16	5	0	Y	5	R	01/2023		
3839	HOMER	05/28/1926	Active	36	0	0	0.00%	37		5	Y	8	N	08/2023		
3841	LEESVILLE Exc Award (06/30/2025)	06/17/1942	Active	80	0	1	-1.23%	79	6	1	Y		N	10/2025		\$1,100.00
140517	Louisiana Animal Rescue Angels	01/07/2020	Active	7	0	1	-12.50%	14	1	4	Y		N	10/2025		
3843	MANSFIELD	04/19/1940	Active	23	1	2	-4.17%	24	42	2	Y	2	N	06/2023	90+ Days	
3844	MANY	08/22/1927	Active	15	1	1	0.00%	17	11	3	Y			03/2023		
3845	MINDEN Exc Award (06/30/2018, 06/30/2019)	10/22/1925	Active	89	2	3	-1.11%	88	2	1	Y		N	10/2023		
3846	MINDEN EVENING Exc Award (06/30/2020, 06/30/2021, 06/30/2022, 06/30/2023, 06/30/2024)	07/14/1959	Active	19	1	2	-5.00%	22	21	2	Y		N	11/2025		
3847	NATCHITOCHES	10/07/1943	Active	49	1	3	-3.92%	52	9	3	Y	2	N	06/2025		\$225.00
3853	NORTH SHREVEPORT Exc Award (06/30/2018, 06/30/2019, 06/30/2020, 06/30/2021, 06/30/2024)	01/10/1952	Active	37	4	1	8.82%	47	1	1	Y	2	N	08/2025		\$2,200.00
3852	SHREVEPORT DOWNTOWN	10/19/1917	Active	14	1	1	0.00%	13	37	1	Y			02/2023		
117113	SHREVEPORT RED RIVER	06/13/2012	Active	7	1	4	-30.00%	10	3	0	Y	3		07/2024		\$100.00



Club Health Assessment for District 8 L through November 2025

INTERNATIONAL

Club Number	Club Name	Charter Date	Status	Membership					Reports					Finance	LCIF
			Times in Status Quo in Past 2 Years	Current Member Count **	YTD Members Added	YTD Members Dropped	YTD Net Growth% ***	Member Count 1 Year Ago	Dropped Members Avg.Length of Service	Months Since Membership Update	Current Officers Reported ****	Current President Repeated Term	VP Reported *****	Last Date Reported Service (mm/yyyy)	Account Balance
Exc Award (06/30/2020, 06/30/2023)															
3857	SIMSBORO	12/08/1966	Active	30	4	0	15.38%	27	4	Y	5	N	11/2024	90+ Days	

Clubs Cancelled Previous Fiscal Year – Clubs Cancelled within last 12 months may be reinstated

Club Number	Club Name	Charter Date	Current Status*	Cancellation Date
3849	RUSTON	02/22/1946	Cancelled(6*)	06/29/2025

Current Total Clubs Count	YTD New Clubs Count	YTD Cancelled Clubs Count	YTD Net Club Gain	Current Total Members Count	YTD Add	YTD Drop	YTD Net Growth	YTD Net Growth %	Member Count 12 Months Ago	Average Member Count Per Club	% of Clubs with less than 20 members	% No Officer Report in 12 Months	% of Clubs with balance 90+ days	Number of Clubs in Status Quo	% Status Quo Clubs in Financial Suspension	Number of Cancelled Clubs	Average Cancelled Club Age	Members Lost Due to Cancellation	% of Clubs Cancelled for Non-Financial Reasons
21	1	0	1	703	136	28	108	18.15%	637	33	52%	0%	10%	0	0%	0	0	0	0%

* - P - Priority Club. Cancellation Reasons: 1-Objectives/conduct, 2-Non-active club, 5-Non-existing club, 6-Disbanding, 7-Merger, 8-Financial Suspension, 9-District/Multiple District Dues.

** Red denotes below 15 active members.


*** Red denotes 20% + loss.

**** Y - all 3 (President, Secretary, Treasurer) club officers reported, N - not all 3 reported.

***** Abbreviation: N-New, IP-Immediate Past, R-Repeat.



Club Health Assessment for District 8 I through November 2025

			Status	Membership						Reports				Finance		LCIF
Club Number	Club Name	Charter Date	Times in Status Quo in Past 2 Years	Current Member Count **	YTD Members Added	YTD Members Dropped	YTD Net Growth% ***	Member Count 1 Year Ago	Dropped Members Avg.Length of Service	Months Since Membership Update	Current Officers Reported ****	Current President Repeated Term	VP Reported *****	Last Date Reported Service (mm/yyyy)	Account Balance	YTD Donations
Clubs more than two years old																
3863	ALEXANDRIA	03/07/1929	Active	63	3	1	3.28%	64	35	0	Y		N	11/2025		\$1,100.00
Exc Award (06/30/2019, 06/30/2023)																
52813	ALEXANDRIA HEART CITY PACESETTERS	04/06/1992	Active	10	0	0	0.00%	10		1	Y	10		12/2020		
47400	ALEXANDRIA RAPIDES METRO	06/09/1987	Active	10	0	0	0.00%	10		6	Y	8		09/2025		
3866	BASTROP	06/13/1946	Active	23	1	1	0.00%	22	1	0	Y	8	R			
3869	BUNKIE	04/01/1940	Active	21	0	0	0.00%	22		0	Y		N	10/2025		\$1,000.00
Exc Award (06/30/2018)																
3870	COLFAX	11/03/1930	Active	13	0	0	0.00%	14		6	Y	5	N	06/2018		
Exc Award (06/30/2017)																
3871	COLUMBIA	05/15/1951	Active(1)	32	0	0	0.00%	32		1	Y	8	R	09/2013		\$300.00
58070	COTTONPORT BAYOU ROUGE	04/02/1996	Active(1)	17	0	0	0.00%	17		1	Y	7				
3874	FARMERVILLE	01/18/1929	Active	28	1	3	-6.67%	34	11	2	Y	2	N	12/2010		
3883	GREATER OUACHITA	03/29/1948	Active	11	0	0	0.00%	11		5	Y		N	03/2023		
62643	JENA	01/03/2000	Active(1)	16	2	1	6.67%	15	3	4	Y	3				
3875	JONESVILLE	01/29/1954	Active(1)	15	0	0	0.00%	15		22	Y	3	R			
3879	MANSURA	01/19/1962	Active(1)	11	0	0	0.00%	11		5	Y	10				
3880	MARKSVILLE	06/11/1938	Active	47	1	0	2.17%	41		1	Y	5				
3881	MER ROUGE	11/26/1943	Active(1)	37	0	0	0.00%	37		6	Y	7				
3882	MONROE DOWNTOWN	08/02/1921	Active(1)	7	0	1	-12.50%	11	5	4	Y	5		06/2018		
3887	PINEVILLE	03/18/1947	Active(1)	14	5	1	40.00%	9	3	0	Y		R	05/2025		
3889	SWARTZ	01/26/1965	Active	5	2	4	-28.57%	7	2	3	Y			06/2015		
3891	VIDALIA	01/21/1954	Active(1)	19	0	0	0.00%	19		6	Y	21	R			
3894	WINNFIELD	10/18/1943	Active	6	0	0	0.00%	6		2	Y			05/2018		\$425.00
Exc Award (06/30/2018)																
3895	WINNSBORO	11/10/1926	Active	35	2	1	2.94%	33	33	1	Y		N	04/2022		



Club Health Assessment for District 8 I through November 2025

						Status		Membership					Reports				Finance		LCIF	
						Times in Status Quo in Past 2 Years		Current Member Count **	YTD Members Added	YTD Members Dropped	YTD Net Growth***	Member Count 1 Year Ago	Dropped Members Avg.Length of Service	Months Since Membership Update	Current Officers Reported ****	Current President Repeated Term	VP Reported *****	Last Date Reported Service (mm/yyyy)	Account Balance	YTD Donations
Club Number	Club Name		Charter Date																	
Current Total Clubs Count	YTD New Clubs Count	YTD Cancelled Clubs Count	YTD Net Club Gain	Current Total Members Count	YTD Add	YTD Drop	YTD Net Growth	Member Count 12 Months Ago	Average Member Count Per Club	% of Clubs with less than 20 members	% No Officer Report in 12 Months	% of Clubs with balance 90+ days	Number of Clubs in Status Quo	% Status Quo Clubs in Financial Suspension	Number of Cancelled Clubs	Average Cancelled Club Age	Members Lost Due to Cancellation	% of Clubs Cancelled for Non-Financial Reasons		
21	0	0	0	440	17	13	4	0.92%	440	21	62%	0%	0%	0	0%	0	0	0	0%	

* - P - Priority Club. Cancellation Reasons: 1-Objectives/conduct, 2-Non-active club, 5-Non-existing club, 6-Disbanding, 7-Merger, 8-Financial Suspension, 9-District/Multiple District Dues.

** Red denotes below 15 active members.


*** Red denotes 20% + loss.

**** Y - all 3 (President, Secretary, Treasurer) club officers reported, N - not all 3 reported.

***** Abbreviation: N-New, IP-Immediate Past, R-Repeat.



Club Health Assessment for District 8 O through November 2025

			Status	Membership						Reports				Finance	LCIF	
Club Number	Club Name	Charter Date	Times in Status Quo in Past 2 Years	Current Member Count **	YTD Members Added	YTD Members Dropped	YTD Net Growth% ***	Member Count 1 Year Ago	Dropped Members Avg.Length of Service	Months Since Membership Update	Current Officers Reported ****	Current President Repeated Term	VP Reported *****	Last Date Reported Service (mm/yyyy)	Account Balance	YTD Donations
Clubs less than two years old																
157286	Bayou Teche	04/29/2024	Active	27	0	2	-6.90%	21	1	4	Y	3		11/2025		
Clubs more than two years old																
118567	BREAUX BRIDGE	01/07/2013	Active	27	0	0	0.00%	27		5	Y	5		08/2024		
3900	CAMERON	10/25/1944	Active	45	0	4	-8.16%	50	21	4	Y	11	R	06/2025		
43857	CARENCRO	05/22/1984	Active	18	0	1	-5.26%	19	37	4	Y	2	R	11/2022		\$2,175.99
3902	CROWLEY	06/23/1931	Active	23	0	0	0.00%	25		1	Y		N	10/2025		
3905	DE RIDDER	05/27/1942	Active	35	2	8	-14.63%	41	14	0	Y		N	06/2025		
3907	EAST BEAUREGARD L C	12/09/1971	Active(1)	17	0	0	0.00%	17		5	Y	21				
3913	IOTA EGAN L C	03/31/1966	Active	20	0	1	-4.76%	22	12	0	Y		N	10/2025		
3915	JENNINGS	03/03/1947	Active	28	1	3	-6.67%	33	16	2	Y	3		02/2013	90+ Days	
3916	KAPLAN	05/22/1936	Active	28	4	2	7.69%	26	7	4	Y	3		05/2019		\$970.00
3918	LAFAYETTE	12/11/1962	Active	22	4	5	-4.35%	24	9	0	Y	2	R	06/2025		\$50.00
3884	OAKDALE	04/09/1940	Active	41	0	0	0.00%	41		8	Y	7		07/2024		
3929	OPELOUSAS	01/17/1947	Active	25	3	0	13.64%	15		0	Y		N	06/2025		
46387	PORT BARRE	06/27/1986	Active	57	0	0	0.00%	57		12	Y	2	R	06/2025	90+ Days	
3930	RAYNE	11/02/1938	Active	45	5	6	-2.17%	40	14	1	Y		N	04/2023		
3933	SCOTT	02/03/1953	Active	24	0	0	0.00%	24		5	Y	10				\$425.00
3926	SULPHUR	08/05/1944	Active(1)	19	0	1	-5.00%	14	42	2	Y			08/2025		\$550.00
Exc Award (06/30/2025)																
3937	VILLE PLATTE	09/06/1943	Active	21	0	0	0.00%	19		5	Y					
3940	YOUNGSVILLE	04/24/1950	Active	20	4	1	17.65%	18	2	0	Y	4		11/2025		

Clubs Cancelled Previous Fiscal Year – Clubs Cancelled within last 12 months may be reinstated

Club Number	Club Name	Charter Date	Current Status*	Cancellation Date
3906	DUSON	01/22/1953	Cancelled(8*)	06/29/2025
104217	IOWA	12/22/2008	Cancelled(6*)	08/29/2024



Club Health Assessment for District 8 O through November 2025

						Status		Membership					Reports				Finance		LCIF	
						Times in Status Quo in Past 2 Years		Current Member Count **	YTD Members Added	YTD Members Dropped	YTD Net Growth***	Member Count 1 Year Ago	Dropped Members Avg.Length of Service	Months Since Membership Update	Current Officers Reported ****	Current President Repeated Term	VP Reported *****	Last Date Reported Service (mm/yyyy)	Account Balance	YTD Donations
Club Number	Club Name		Charter Date																	
Current Total Clubs Count	YTD New Clubs Count	YTD Cancelled Clubs Count	YTD Net Club Gain	Current Total Members Count	YTD Add	YTD Drop	YTD Net Growth	Member Count 12 Months Ago	Average Member Count Per Club	% of Clubs with less than 20 members	% No Officer Report in 12 Months	% of Clubs with balance 90+ days	Number of Clubs in Status Quo	% Status Quo Clubs in Financial Suspension	Number of Cancelled Clubs	Average Cancelled Club Age	Members Lost Due to Cancellation	% of Clubs Cancelled for Non-Financial Reasons		
19	0	0	0	542	23	34	-11	-1.99%	533	29	16%	0%	11%	0	0%	0	0	0	0%	

* - P - Priority Club. Cancellation Reasons: 1-Objectives/conduct, 2-Non-active club, 5-Non-existing club, 6-Disbanding, 7-Merger, 8-Financial Suspension, 9-District/Multiple District Dues.

** Red denotes below 15 active members.

*** Red denotes 20% + loss.

**** Y - all 3 (President, Secretary, Treasurer) club officers reported, N - not all 3 reported.

***** Abbreviation: N-New, IP-Immediate Past, R-Repeat.



Club Health Assessment for District 8 N through November 2025

			Status	Membership						Reports				Finance	LCIF	
Club Number	Club Name	Charter Date	Times in Status Quo in Past 2 Years	Current Member Count **	YTD Members Added	YTD Members Dropped	YTD Net Growth% ***	Member Count 1 Year Ago	Dropped Members Avg.Length of Service	Months Since Membership Update	Current Officers Reported ****	Current President Repeated Term	VP Reported *****	Last Date Reported Service (mm/yyyy)	Account Balance	YTD Donations
Clubs more than two years old																
124539	Baker	04/21/2015	Active	13	0	0	0.00%	20		5	Y	2		03/2025		
3949	BATON ROUGE BROWNFIELDS	02/25/1958	Active	9	0	0	0.00%	9		32	N	3		03/2019		
41149	BATON ROUGE CENTRAL	04/05/1982	Active	13	0	0	0.00%	14		5	Y		N	10/2025		
3944	BATON ROUGE EAST BATON ROUGE	02/28/1946	Active	19	1	0	5.56%	25		2	Y		N	09/2025		\$150.00
3946	BATON ROUGE LAKESHORE	11/10/1947	Active	23	0	0	0.00%	26		6	Y		N	11/2025		
43337	BATON ROUGE METROPOLITAN	01/16/1984	Active	21	1	0	5.00%	16		1	N		N	10/2025		
57814	BATON ROUGE SOUTHEAST	02/05/1996	Active	10	0	1	-9.09%	11	60	0	Y	2	R	09/2025		
Exc Award (06/30/2017, 06/30/2018)																
3948	BOGALUSA	06/22/1943	Active	14	0	4	-22.22%	22	11	3	Y	2	N	02/2020		
3950	BRUSLY	04/08/1954	Active	46	0	0	0.00%	46		3	Y	4	N	10/2024		\$150.00
30463	CLINTON	03/31/1975	Active	12	1	7	-33.33%	18	11	4	Y		N	04/2022	90+ Days	
3951	COVINGTON	05/19/1943	Active	24	0	0	0.00%	21		5	Y	5	R	03/2019		
3954	GONZALES	04/07/1943	Active	41	2	8	-12.77%	45	9	2	Y		R	10/2025		\$450.00
Exc Award (06/30/2020)																
3955	GROSSE TETE ROSEDALE	03/12/1970	Active	27	2	3	-3.57%	33	2	0	Y		N	11/2025		\$35.00
3958	JACKSON	05/01/1951	Active	24	0	0	0.00%	24		11	Y	4	R	11/2025		
3960	LAPLACE	05/02/1957	Active	38	2	2	0.00%	37	4	3	Y		N	11/2025	90+ Days	
154638	Livingston Parish	06/08/2023	Active	37	3	0	8.82%	30		0	Y		N	10/2025		\$60.00
Exc Award (06/30/2024, 06/30/2025)																
3962	LUTCHER GRAMERCY	03/12/1940	Active	58	2	4	-3.33%	62	22	0	Y		N	05/2020	90+ Days	
Exc Award (06/30/2016, 06/30/2018)																
3963	MANDEVILLE	09/26/1946	Active	59	1	2	-1.67%	55	8	1	Y	3	R	06/2023		\$20.00
Exc Award (06/30/2018)																
3966	NEW ROADS	04/23/1941	Active	68	2	1	1.49%	68	29	0	Y	2	N	04/2018	90+ Days	
3967	PEARL RIVER	04/01/1953	Active	28	0	0	0.00%	28		16	Y	2	N	06/2025		
Exc Award (06/30/2018)																
3968	PLAQUEMINE	02/25/1942	Active	24	0	0	0.00%	22		7	Y		R	06/2019		
40228	POINTE COUPEE FAL RIV	07/31/1981	Active	7	0	0	0.00%	7		42	Y	6	R	07/2017		



Club Health Assessment for District 8 N through November 2025

INTERNATIONAL

			Status	Membership						Reports				Finance	LCIF	
Club Number	Club Name	Charter Date	Times in Status Quo in Past 2 Years	Current Member Count **	YTD Members Added	YTD Members Dropped	YTD Net Growth% ***	Member Count 1 Year Ago	Dropped Members Avg.Length of Service	Months Since Membership Update	Current Officers Reported ****	Current President Repeated Term	VP Reported *****	Last Date Reported Service (mm/yyyy)	Account Balance	YTD Donations
44285	PONCHATOULA	10/30/1984	Active	27	1	0	3.85%	28		4	Y		N	01/2017		\$10,000.00
3970	PORT ALLEN	01/05/1940	Active	5	0	0	0.00%	5		6	Y	7	R	10/2025		
3972	SLIDELL	10/23/1928	Active	60	6	2	7.14%	55	0	0	Y		N	11/2025		\$1,200.00
45657	SLIDELL EVENING	01/21/1986	Active	21	1	1	0.00%	22	7	0	Y	19	R			
3974	SORRENTO	06/16/1953	Active	24	0	1	-4.00%	16	0	2	Y	11	R	04/2025		
3975	WHITE CASTLE	04/15/1943	Active	14	0	0	0.00%	15		8	Y	11	R	08/2018		
3976	ZACHARY	02/17/1955	Active	7	0	0	0.00%	7		19	Y	16	R	07/2025		\$5,000.00
Exc Award (06/30/2018)																

Clubs Cancelled Previous Fiscal Year – Clubs Cancelled within last 12 months may be reinstated

Club Number	Club Name	Charter Date	Current Status*	Cancellation Date
3965	MORGANZA	01/09/1963	Cancelled(6*)	03/29/2025
55495	PEARL RIVER SIXTH WARD	04/08/1994	Cancelled(6*)	08/29/2024

Current Total Clubs Count	YTD New Clubs Count	YTD Cancelled Clubs Count	YTD Net Club Gain	Current Total Members Count	YTD Add	YTD Drop	YTD Net Growth	YTD Net Growth %	Member Count 12 Months Ago	Average Member Count Per Club	% of Clubs with less than 20 members	% No Officer Report in 12 Months	% of Clubs with balance 90+ days	Number of Clubs in Status Quo	% Status Quo Clubs in Financial Suspension	Number of Cancelled Clubs	Average Cancelled Club Age	Members Lost Due to Cancellation	% of Clubs Cancelled for Non-Financial Reasons
29	0	0	0	773	25	36	-11	-1.40%	787	27	38%	0%	14%	0	0%	0	0	0	0%

* - P - Priority Club. Cancellation Reasons: 1-Objectives/conduct, 2-Non-active club, 5-Non-existing club, 6-Disbanding, 7-Merger, 8-Financial Suspension, 9-District/Multiple District Dues.

** Red denotes below 15 active members.

*** Red denotes 20% + loss.

**** Y - all 3 (President, Secretary, Treasurer) club officers reported, N - not all 3 reported.

***** Abbreviation: N-New, IP-Immediate Past, R-Repeat.



Club Health Assessment for District 8 S through November 2025

			Status	Membership						Reports				Finance		LCIF
Club Number	Club Name	Charter Date	Times in Status Quo in Past 2 Years	Current Member Count **	YTD Members Added	YTD Members Dropped	YTD Net Growth% ***	Member Count 1 Year Ago	Dropped Members Avg.Length of Service	Months Since Membership Update	Current Officers Reported ****	Current President Repeated Term	VP Reported *****	Last Date Reported Service (mm/yyyy)	Account Balance	YTD Donations
Clubs less than two years old																
186665	Donaldsonville	07/10/2025	Active	39	40	1	100.00%	0	0	2	Y		N	11/2025		
Clubs more than two years old																
3981	BELLE CHASSE	11/22/1957	Active	10	0	0	0.00%	10		2	Y	5	N	09/2025		
3982	BOURG	02/01/1960	Active	19	0	0	0.00%	20		10	N	None		06/2020		
143381	Bourg Lioness	11/12/2020	Active	13	0	0	0.00%	13		10	N	None		04/2025		
45352	CHAUVIN	09/09/1985	Active	8	0	0	0.00%	8		10	N	None		07/2025		
50338	CHAUVIN T-CAILLOU	03/19/1990	Active	18	1	0	5.88%	22		1	Y		R	07/2025		\$10,125.00
3985	EVERGREEN L C	03/20/1968	Active	19	0	0	0.00%	18		8	Y	6	R	08/2025		
3987	GOLDEN MEADOW	04/02/1959	Active	14	0	0	0.00%	14		26	N	8		02/2021		
3988	HAHNVILLE	04/25/1957	Active(2)	6	6	13	-53.85%	13	32	3	Y	4		10/2023		
3989	HARAHAN	03/23/1953	Active	29	1	1	0.00%	31	1	0	Y	8	R	06/2025		
3990	HOUMA	01/31/1940	Active	45	12	1	32.35%	47	1	0	Y		R	10/2025		\$3,000.00
3992	KENNER	01/18/1950	Active	25	0	1	-3.85%	26	19	2	Y	15	R	01/2020		
36042	KENNER CENTRAL	09/13/1978	Active	19	1	0	5.56%	23		2	Y	2	R	08/2025		\$20.00
3993	KENNER UNIVERSITY PARK, INC.	06/21/1966	Active	20	0	1	-4.76%	21	11	3	Y		N	10/2025		\$20.00
Exc Award (06/30/2018, 06/30/2023)																
3994	LABADIEVILLE	02/12/1959	Active	24	0	0	0.00%	24		13	N	None		10/2019		\$100.00
3995	LOCKPORT	10/28/1947	Active(1)	11	11	0	100.00%	11		4	Y	8		07/2018		
61668	LULING BOUTTE	03/22/1999	Status Quo(2)	15	1	1	0.00%	13	5	2	Y	7	R	05/2025	90+ Days	
Exc Award (06/30/2023)																
3997	MARRERO	12/26/1955	Active	82	8	4	5.13%	76	4	0	Y		N	11/2025		\$4,000.00
Exc Award (06/30/2022)																
3998	METAIRIE	11/18/1940	Active(1)	30	0	1	-3.23%	31	43	4	Y	14	R	10/2016		
3999	METAIRIE AIRLINE	11/09/1948	Active	42	8	0	23.53%	35		2	Y	2		11/2025		
Exc Award (06/30/2023, 06/30/2024)																
4000	METAIRIE DELTA	05/13/1958	Active	30	2	0	7.14%	30		1	Y		N	10/2025		\$2,000.00
Exc Award (06/30/2023, 06/30/2024)																



Club Health Assessment for District 8 S through November 2025

			Status	Membership						Reports				Finance	LCIF	
Club Number	Club Name	Charter Date	Times in Status Quo in Past 2 Years	Current Member Count **	YTD Members Added	YTD Members Dropped	YTD Net Growth% ***	Member Count 1 Year Ago	Dropped Members Avg.Length of Service	Months Since Membership Update	Current Officers Reported ****	Current President Repeated Term	VP Reported *****	Last Date Reported Service (mm/yyyy)	Account Balance	YTD Donations
4002	METAIRIE LAKESIDE	08/24/1967	Status Quo(1)	18	0	0	0.00%	18		26	N	None		07/2019	90+ Days	\$500.00
37416	METAIRIE PONTCHARTRAIN	07/24/1979	Active	27	3	4	-3.57%	30	4	2	Y	4	R	11/2025		
Exc Award (06/30/2023, 06/30/2025)																
4003	MONTEGUT	01/04/1956	Active(1)	45	4	5	-2.17%	51	14	1	Y	5	N	09/2025		\$500.00
4004	MORGAN CITY	09/28/1967	Active	8	0	0	0.00%	8		20	Y	6	R	02/2019		
4005	NEW ORLEANS ALGIERS	05/09/1957	Active	28	3	1	7.69%	22	4	1	Y	3	N	09/2025		
Exc Award (06/30/2022, 06/30/2023, 06/30/2024, 06/30/2025)																
122807	New Orleans Asian American	07/25/2014	Active	64	0	0	0.00%	67		5	Y		N	10/2025		
4006	NEW ORLEANS CENTRAL CITY	02/15/1972	Active	31	1	0	3.33%	30		0	Y	2	N	10/2025		\$50.00
Exc Award (06/30/2021, 06/30/2024)																
47114	NEW ORLEANS FILIPINO AMERICAN	03/31/1987	Active	109	1	1	0.00%	129	5	1	Y		R	11/2025		\$140.00
Exc Award (06/30/2023, 06/30/2024)																
4012	RACELAND	04/22/1941	Active	55	0	1	-1.79%	55	4	3	Y	18	R	06/2025		
66786	SCHRIEVER	11/13/2002	Active	25	3	2	4.17%	20	2	0	N	12		06/2025		
101914	ST. BERNARD PARISH SCHOOL EMPLOYEES	06/17/2008	Status Quo(1)	24	0	3	-11.11%	27	15	0	Y			05/2016	90+ Days	
4015	TERRYTOWN	03/27/1962	Active	23	0	1	-4.17%	24	6	3	N	None		05/2021		
4016	THIBODAUX	02/12/1940	Active	57	0	0	0.00%	54		5	Y		N	08/2024		
150152	Westwego	03/11/2022	Active	26	1	5	-13.33%	29	2	1	Y	2	R	10/2025		\$1,000.00

Clubs Cancelled Previous Fiscal Year – Clubs Cancelled within last 12 months may be reinstated

Club Number	Club Name	Charter Date	Current Status*	Cancellation Date
157711	Thibodaux Bridge Community	05/03/2024	Cancelled(6*)	05/29/2025

Current Total Clubs Count	YTD New Clubs Count	YTD Cancelled Clubs Count	YTD Net Club Gain	Current Total Members Count	YTD Add	YTD Drop	YTD Net Growth	YTD Net Growth %	Member Count 12 Months Ago	Average Member Count Per Club	% of Clubs with less than 20 members	% No Officer Report in 12 Months	% of Clubs with balance 90+ days	Number of Clubs in Status Quo	% Status Quo Clubs in Financial Suspension	Number of Cancelled Clubs	Average Cancelled Club Age	Members Lost Due to Cancellation	% of Clubs Cancelled for Non-Financial Reasons
35	1	0	1	1,058	107	47	60	6.01%	1,050	30	37%	17%	9%	3	100%	0	0	0	0%



Club Health Assessment for District 8 S through November 2025

INTERNATIONAL

			Status	Membership					Reports					Finance	LCIF	
Club Number	Club Name	Charter Date	Times in Status Quo in Past 2 Years	Current Member Count **	YTD Members Added	YTD Members Dropped	YTD Net Growth% ***	Member Count 1 Year Ago	Dropped Members Avg.Length of Service	Months Since Membership Update	Current Officers Reported ****	Current President Repeated Term	VP Reported *****	Last Date Reported Service (mm/yyyy)	Account Balance	YTD Donations

* - P - Priority Club. Cancellation Reasons: 1-Objectives/conduct, 2-Non-active club, 5-Non-existing club, 6-Disbanding, 7-Merger, 8-Financial Suspension, 9-District/Multiple District Dues.

** Red denotes below 15 active members.

*** Red denotes 20% + loss.

**** Y - all 3 (President, Secretary, Treasurer) club officers reported, N - not all 3 reported.

***** Abbreviation: N-New, IP-Immediate Past, R-Repeat.



Club Health Assessment for District 9 EC through November 2025

			Status	Membership						Reports				Finance	LCIF	
Club Number	Club Name	Charter Date	Times in Status Quo in Past 2 Years	Current Member Count **	YTD Members Added	YTD Members Dropped	YTD Net Growth% ***	Member Count 1 Year Ago	Dropped Members Avg.Length of Service	Months Since Membership Update	Current Officers Reported ****	Current President Repeated Term	VP Reported *****	Last Date Reported Service (mm/yyyy)	Account Balance	YTD Donations
Clubs less than two years old																
190021	LeClaire	09/29/2025	Newly Chartered	25	25	0	100.00%	0		0	Y		N			
Clubs more than two years old																
4308	ALBURNETT	04/09/1962	Active	40	7	5	5.26%	37	9	0	Y		N	11/2025		\$1,000.00
Exc Award (06/30/2022, 06/30/2023, 06/30/2024, 06/30/2025)																
148640	Anamosa	10/15/2021	Active	9	0	0	0.00%	15		5	Y	2		10/2025		
39676	ANDOVER	04/01/1981	Active	11	0	0	0.00%	11		2	Y	6	R	11/2025		
116359	ANDREW	03/20/2012	Active	11	0	1	-8.33%	12	12	0	Y			03/2024		
134659	Bellevue Area Centennial	05/22/2018	Active	38	0	1	-2.56%	42	7	0	Y			11/2025		
4310	BETTENDORF	12/11/1942	Active	42	2	0	5.00%	43		1	Y			10/2025		\$1,320.00
Exc Award (06/30/2017, 06/30/2022, 06/30/2023)																
4312	BLUE GRASS	01/03/1974	Active	15	0	0	0.00%	13		7	Y		R	09/2025		\$50.00
Exc Award (06/30/2017, 06/30/2022, 06/30/2023)																
4313	CEDAR RAPIDS NOON	05/06/1920	Active	35	0	0	0.00%	40		2	Y		N	11/2025		\$1,120.00
4315	CENTER POINT	05/28/1959	Active	39	0	3	-7.14%	37	5	1	Y		N	11/2025		\$1,300.00
Exc Award (06/30/2016, 06/30/2018, 06/30/2025)																
4316	CLINTON	03/10/1947	Active	15	0	0	0.00%	15		5	Y		N	10/2025		
4317	COGGON	03/10/1955	Active	13	0	1	-7.14%	14	24	1	Y		N	08/2023		\$1,000.00
4318	DAVENPORT BREAKFAST	09/13/1973	Active	19	0	0	0.00%	20		7	Y		N	11/2025	90+ Days	\$1,000.00
4319	DAVENPORT VILLAGE	11/24/1924	Active	24	0	0	0.00%	26		6	Y	4		10/2024		\$50.00
Exc Award (06/30/2024)																
4321	DE WITT	05/15/1953	Active	34	1	5	-10.53%	39	18	3	Y		N	11/2025		\$275.00
Exc Award (06/30/2016, 06/30/2024)																
37565	DELMAR	10/08/1979	Active	32	6	4	6.67%	36	27	0	Y	3	R	09/2025		\$430.00
Exc Award (06/30/2024)																
37313	DEWITT NITE	06/27/1979	Active	27	0	0	0.00%	25		9	Y	3	R	12/2024		
Exc Award (06/30/2024)																




Club Health Assessment for District 9 EC through November 2025

			Status	Membership						Reports				Finance	LCIF	
Club Number	Club Name	Charter Date	Times in Status Quo in Past 2 Years	Current Member Count **	YTD Members Added	YTD Members Dropped	YTD Net Growth% ***	Member Count 1 Year Ago	Dropped Members Avg.Length of Service	Months Since Membership Update	Current Officers Reported ****	Current President Repeated Term	VP Reported *****	Last Date Reported Service (mm/yyyy)	Account Balance	YTD Donations
4324	ELDRIDGE	06/15/1953	Active	80	10	2	11.11%	73	25	0	Y		N	11/2025		\$2,316.75
	Exc Award (06/30/2017, 06/30/2018, 06/30/2022, 06/30/2023)															
119536	Fairfax	06/04/2013	Active	8	1	0	14.29%	7		4	Y	5	R	06/2025		
124541	Fruitland Community	04/08/2015	Active	16	0	0	0.00%	14		6	Y		IP	12/2023		
	Exc Award (06/30/2025)															
34383	GOOSE LAKE	08/30/1977	Active	12	0	3	-20.00%	16	13	0	Y	3		06/2023		
40101	HIAWATHA	06/26/1981	Active	6	0	0	0.00%	6		14	Y	3		06/2023		
36296	LONG GROVE	12/18/1978	Active	17	0	0	0.00%	17		3	Y	7		09/2021		
36046	LOW MOOR	09/06/1978	Active	58	0	1	-1.69%	60	3	1	Y			09/2025		\$2,480.00
	Exc Award (06/30/2024)															
36045	LOWDEN	09/06/1978	Active	9	1	1	0.00%	11	3	3	Y		IP	11/2025		\$700.00
	Exc Award (06/30/2022, 06/30/2023)															
105011	MAQUOKETA	03/23/2009	Active	5	0	0	0.00%	6		6	N	None		02/2022		
4333	MARION NOON	11/19/1964	Active	17	0	2	-10.53%	20	8	2	Y	5		10/2025		
44815	MILES	04/03/1985	Active	6	0	1	-14.29%	7	7	0	Y	13	N	10/2025		\$300.00
	Exc Award (06/30/2024)															
4126	MONTICELLO	05/02/1941	Active	37	4	5	-2.63%	38	6	0	Y		IP	11/2025		\$1,150.00
	Exc Award (06/30/2022, 06/30/2024)															
4336	MOUNT VERNON	03/26/1924	Active	29	1	2	-3.33%	34	35	1	Y	2		07/2024		\$10,332.30
	Exc Award (06/30/2020, 06/30/2021)															
77963	MUSCATINE	12/17/2003	Active	21	2	0	10.53%	20		2	Y			11/2025		\$3,700.00
82242	OLIN	05/07/2004	Active	18	0	0	0.00%	25		7	Y	8	R	02/2024		
33648	OTTER CREEK AREA L C	04/30/1977	Active	23	0	0	0.00%	23		2	Y		IP	11/2025		\$550.00
41307	PARK VIEW	05/25/1982	Active	8	0	0	0.00%	8		12	Y	3		07/2021		
4132	PRESTON	04/09/1973	Active	20	0	4	-16.67%	23	16	4	Y	5		10/2025		
4341	STANWOOD	04/24/1953	Active	11	0	0	0.00%	11		20	Y	4		11/2025		\$275.00
	Exc Award (06/30/2024)															
4343	TIPTON	11/08/1949	Active	67	5	6	-1.47%	66	13	0	Y		N	11/2025	90+ Days	\$600.00
	Exc Award (06/30/2022, 06/30/2023)															
4350	WALCOTT	02/09/1973	Active	30	1	0	3.45%	36		1	Y		N	04/2023		\$500.00
	Exc Award (06/30/2020, 06/30/2023)															



Club Health Assessment for District 9 EC through November 2025

						Status				Membership				Reports				Finance		LCIF	
						Times in Status Quo in Past 2 Years		Current Member Count **	YTD Members Added	YTD Members Dropped	YTD Net Growth% ***	Member Count 1 Year Ago	Dropped Members Avg.Length of Service	Months Since Membership Update	Current Officers Reported ****	Current President Repeated Term	VP Reported *****	Last Date Reported Service (mm/yyyy)	Account Balance	YTD Donations	
Club Number	Club Name		Charter Date																		
4351	WALKER		06/02/1959			Active	29	0	0	0.00%	30		7	Y	3		07/2023				
4352	WEST BRANCH		03/30/1950			Active	56	0	1	-1.75%	62	35	0	Y		N	11/2025		\$2,650.00		
Exc Award (06/30/2024)																					
4353	WEST LIBERTY		04/20/1953			Active	23	0	3	-11.54%	26	40	3	Y	3		06/2023				
36438	WHEATLAND		01/18/1979			Active	13	0	0	0.00%	13		7	N	15		06/2024		\$20.00		
4140	WYOMING		05/08/1953			Active	8	0	0	0.00%	8		29	N	24		12/2022				
Current Total Clubs Count	YTD New Clubs Count	YTD Cancelled Clubs Count	YTD Net Club Gain	Current Total Members Count	YTD Add	YTD Drop	YTD Net Growth	YTD Net Growth %	Member Count 12 Months Ago	Average Member Count Per Club	% of Clubs with less than 20 members	% No Officer Report in 12 Months	% of Clubs with balance 90+ days	Number of Clubs in Status Quo	% Status Quo Clubs in Financial Suspension	Number of Cancelled Clubs	Average Cancelled Club Age	Members Lost Due to Cancellation	% of Clubs Cancelled for Non-Financial Reasons		
43	1	0	1	1,056	66	51	15	1.44%	1,085	25	49%	0%	5%	0	0%	0	0	0	0%		

* - P - Priority Club. Cancellation Reasons: 1-Objectives/conduct, 2-Non-active club, 5-Non-existing club, 6-Disbanding, 7-Merger, 8-Financial Suspension, 9-District/Multiple District Dues.

** Red denotes below 15 active members.

*** Red denotes 20% + loss.

**** Y - all 3 (President, Secretary, Treasurer) club officers reported, N - not all 3 reported.

***** Abbreviation: N-New, IP-Immediate Past, R-Repeat.



Club Health Assessment for District 9 MC through November 2025

			Status	Membership						Reports				Finance		LCIF
Club Number	Club Name	Charter Date	Times in Status Quo in Past 2 Years	Current Member Count **	YTD Members Added	YTD Members Dropped	YTD Net Growth% ***	Member Count 1 Year Ago	Dropped Members Avg.Length of Service	Months Since Membership Update	Current Officers Reported ****	Current President Repeated Term	VP Reported *****	Last Date Reported Service (mm/yyyy)	Account Balance	YTD Donations
Clubs less than two years old																
156787	South Tama Lions	03/14/2024	Active(1)	1	0	0	0.00%	15		5	N	None				
Clubs more than two years old																
4183	ALTOONA Exc Award (06/30/2017)	04/24/1947	Active	36	0	1	-2.70%	40	13	3	Y		N	05/2023		\$200.00
4266	AMES Exc Award (06/30/2017, 06/30/2022)	03/13/1939	Active	36	0	0	0.00%	36		5	Y		N	11/2025		\$800.00
101922	AMES CAMPUS	05/06/2008	Active	4	0	0	0.00%	4		7	Y	2	R	04/2024		
4267	AMES EVENING Exc Award (06/30/2017, 06/30/2018)	04/19/1963	Active	1	0	0	0.00%	1		7	Y	6		07/2025		
4184	ANKENY Exc Award (06/30/2022)	04/11/1941	Active	22	0	0	0.00%	25		5	Y		N	07/2022		
42642	BEAMAN Exc Award (06/30/2022)	05/26/1983	Active	12	0	0	0.00%	11		8	Y	12		04/2022		
4185	BONDURANT Exc Award (06/30/2016)	04/26/1949	Active	35	0	0	0.00%	36		8	Y		N	11/2025		
33513	CLIVE Exc Award (06/30/2022)	03/15/1977	Active	24	1	0	4.35%	23		1	Y	12	R	07/2025		
4191	DES MOINES HOST	04/05/1920	Active	23	0	1	-4.17%	25	13	3	Y	2	R	11/2025		
4195	DES MOINES SOUTH DES MOINES Exc Award (06/30/2017, 06/30/2022, 06/30/2024)	04/27/1954	Active	15	1	2	-6.25%	16	18	2	N	2	N	11/2025	90+ Days	
4323	DYSART Exc Award (06/30/2022)	01/24/1950	Active	18	1	4	-14.29%	23	8	2	Y			10/2025		\$1,000.00
47508	EAST DES MOINES	06/22/1987	Active	3	0	0	0.00%	6		11	N	None		02/2020		
4326	GARWIN Exc Award (06/30/2022, 06/30/2024)	06/23/1958	Active	18	0	0	0.00%	18		9	Y	18	R	11/2025		
4275	GILBERT Exc Award (06/30/2017)	03/08/1955	Active	13	0	0	0.00%	13		20	Y	8		07/2017		\$1,000.00
4327	GLADBROOK Exc Award (06/30/2022)	05/06/1960	Active	17	0	0	0.00%	16		7	Y	3	R	02/2023		




Club Health Assessment for District 9 MC through November 2025

			Status	Membership						Reports				Finance	LCIF	
Club Number	Club Name	Charter Date	Times in Status Quo in Past 2 Years	Current Member Count **	YTD Members Added	YTD Members Dropped	YTD Net Growth% ***	Member Count 1 Year Ago	Dropped Members Avg.Length of Service	Months Since Membership Update	Current Officers Reported ****	Current President Repeated Term	VP Reported *****	Last Date Reported Service (mm/yyyy)	Account Balance	YTD Donations
4198	GRIMES	02/04/1947	Active	34	0	0	0.00%	34		14	Y		N	07/2025		\$500.00
	Exc Award (06/30/2017, 06/30/2022)															
4328	GRINNELL	10/04/1961	Active	44	0	0	0.00%	48		4	Y		N	10/2025		
	Exc Award (06/30/2022, 06/30/2024)															
4277	GRUNDY CENTER	01/25/1968	Active	16	0	0	0.00%	16		15	Y			06/2022		
4201	JOHNSTON	12/18/1944	Active	44	0	2	-4.35%	47	18	3	Y		N	07/2023		\$600.00
	Exc Award (06/30/2024)															
4282	KELLOGG	09/17/1953	Active	17	1	1	0.00%	17	8	1	Y	2		10/2025		
4286	Marshalltown Community Outreach	05/25/1921	Active(1)	3	0	2	-40.00%	7	1	1	Y		N	10/2025		
	Exc Award (06/30/2024)															
4287	Marshalltown Evening	03/03/1970	Active	24	0	0	0.00%	20		5	Y	2	R	11/2025		\$500.00
	Exc Award (06/30/2022, 06/30/2025)															
42161	MC CALLSBURG	01/24/1983	Active	17	0	0	0.00%	17		29	Y			08/2022		
4208	MITCHELLVILLE	03/30/1972	Active	17	0	0	0.00%	17		19	Y		N	10/2025	90+ Days	
	Exc Award (06/30/2017, 06/30/2022)															
4335	MONTEZUMA	03/12/1947	Active	35	1	0	2.94%	35		4	Y		IP	05/2023	90+ Days	
4291	NEVADA	05/06/1948	Active	23	8	1	43.75%	16	2	0	Y		N	08/2025		
	Exc Award (06/30/2017)															
106573	NEWTON	09/09/2009	Active	9	1	0	12.50%	8		4	Y	7	R	04/2021		
4295	PRAIRIE CITY	12/19/1950	Active	15	2	2	0.00%	17	1	1	Y		N	06/2025		\$500.00
4297	REINBECK	05/22/1950	Active	46	0	2	-4.17%	44	6	3	Y	3	R	08/2024		\$500.00
4299	STATE CENTER	10/10/1930	Active	23	0	0	0.00%	25		5	Y	8	N	06/2019		
	Exc Award (06/30/2022)															
4300	STORY CITY	12/29/1938	Active	14	0	0	0.00%	14		12	Y	3	R	07/2025		\$500.00
4302	SULLY	09/15/1953	Active	20	0	1	-4.76%	21	19	3	Y	3	N	07/2024		\$500.00
4345	TRAER	10/27/1930	Active	27	0	0	0.00%	27		4	Y	8	R	06/2025		\$300.00
4219	URBANDALE	08/29/1945	Active	45	4	0	9.76%	45		2	Y	2		06/2023		
	Exc Award (06/30/2017, 06/30/2022)															
32315	URBANDALE BREAKFAST	05/17/1976	Active	10	0	0	0.00%	10		7	Y	5		12/2014		
4220	WEST DES MOINES	10/03/1930	Active	14	0	0	0.00%	14		13	Y	13	R	04/2023		
	Exc Award (06/30/2022)															



Club Health Assessment for District 9 MC through November 2025



Club Number	Club Name	Charter Date	Status	Membership					Reports				Finance	LCIF
			Times in Status Quo in Past 2 Years	Current Member Count **	YTD Members Added	YTD Members Dropped	YTD Net Growth% ***	Member Count 1 Year Ago	Dropped Members Avg.Length of Service	Months Since Membership Update	Current Officers Reported ****	Current President Repeated Term	VP Reported *****	Last Date Reported Service (mm/yyyy)

Clubs Cancelled Previous Fiscal Year – Clubs Cancelled within last 12 months may be reinstated

Club Number	Club Name	Charter Date	Current Status*	Cancellation Date												
122552	Des Moines Parks Community	06/26/2014	Cancelled(6*)	12/30/2024												
4283	LAUREL	10/07/1964	Cancelled(6*)	06/29/2025												
77465	PLEASANT HILL	08/05/2003	Cancelled(6*)	12/30/2024												

Current Total Clubs Count	YTD New Clubs Count	YTD Cancelled Clubs Count	YTD Net Club Gain	Current Total Members Count	YTD Add	YTD Drop	YTD Net Growth	YTD Net Growth %	Member Count 12 Months Ago	Average Member Count Per Club	% of Clubs with less than 20 members	% No Officer Report in 12 Months	% of Clubs with balance 90+ days	Number of Clubs in Status Quo	% Status Quo Clubs in Financial Suspension	Number of Cancelled Clubs	Average Cancelled Club Age	Members Lost Due to Cancellation	% of Clubs Cancelled for Non-Financial Reasons
37	0	0	0	775	20	19	1	0.13%	807	21	54%	5%	8%	0	0%	0	0	0	0%

* - P - Priority Club. Cancellation Reasons: 1-Objectives/conduct, 2-Non-active club, 5-Non-existing club, 6-Disbanding, 7-Merger, 8-Financial Suspension, 9-District/Multiple District Dues.

** Red denotes below 15 active members.

*** Red denotes 20% + loss.

**** Y - all 3 (President, Secretary, Treasurer) club officers reported, N - not all 3 reported.

***** Abbreviation: N-New, IP-Immediate Past, R-Repeat.



Club Health Assessment for District 9 NC through November 2025

			Status	Membership					Reports				Finance	LCIF		
Club Number	Club Name	Charter Date	Times in Status Quo in Past 2 Years	Current Member Count **	YTD Members Added	YTD Members Dropped	YTD Net Growth% ***	Member Count 1 Year Ago	Dropped Members Avg.Length of Service	Months Since Membership Update	Current Officers Reported ****	Current President Repeated Term	VP Reported *****	Last Date Reported Service (mm/yyyy)	Account Balance	YTD Donations
Clubs more than two years old																
4061	ALGONA	01/10/1945	Active	21	0	0	0.00%	20		4	Y			10/2025		
4062	ALLISON	01/12/1951	Active	21	0	0	0.00%	22		7	Y			01/2024		
4064	BELMOND	10/17/1951	Active	15	0	0	0.00%	15		5	Y	3	R	08/2023		
4068	CHARLES CITY	05/03/1921	Active	38	0	3	-7.32%	46	10	0	Y		N	10/2013		
4070	CLARION	05/01/1947	Active	18	0	0	0.00%	15		3	Y			03/2025		
4071	CLEAR LAKE	04/15/1921	Active	73	12	4	12.31%	74	16	0	Y			10/2025		
30147	CLEAR LAKE EVENING	01/27/1975	Active	48	0	0	0.00%	44		5	Y		N	07/2025		\$3,199.00
4072	DOWS	10/09/1951	Active	14	0	2	-12.50%	16	6	3	Y	12	R			
110931	EAGLE GROVE	05/03/2011	Active	16	3	0	23.08%	14		0	Y		R	11/2025		
Exc Award (06/30/2024)																
43463	ELDORA	02/17/1984	Active(1)	10	0	0	0.00%	10		28	Y	4				
4076	FLOYD	08/26/1952	Active	17	3	1	13.33%	13	45	0	N			11/2025		
4077	FOREST CITY	06/13/1930	Active	17	1	2	-5.56%	20	12	1	Y	6	R	09/2016		
4080	HAMPTON	05/05/1960	Active	16	2	1	6.67%	18	10	1	Y		N	10/2025	90+ Days	\$500.00
4034	HUMBOLDT	08/06/1946	Active	39	8	3	14.71%	34	15	0	Y		N	10/2025		\$1,000.00
4279	IOWA FALLS	07/08/1930	Active	62	2	4	-3.13%	63	18	0	Y		N	12/2022		\$1,675.00
4281	KAMRAR	07/30/1969	Active(1)	17	0	0	0.00%	17		5	Y	2		10/2016		
4081	KENSETT	03/12/1948	Active	12	1	0	9.09%	11		3	Y	7	R	10/2022		
4083	LAKE MILLS	10/22/1928	Active	9	1	1	0.00%	10	30	2	Y	8	R	03/2022		
4084	MARBLE ROCK	10/18/1954	Active	9	0	0	0.00%	9		4	Y	5	N	12/2022		
4085	MASON CITY	05/12/1920	Active	19	0	3	-13.64%	23	14	1	Y		N	09/2025		
Exc Award (06/30/2022)																
4087	NEW HARTFORD	03/31/1972	Active	26	1	4	-10.34%	29	2	1	Y	6	R	10/2025		
4088	NORTHWOOD	10/18/1929	Active	21	0	1	-4.55%	27	27	0	Y	3	N	11/2025		
44814	OSAGE	04/19/1985	Active	39	0	1	-2.50%	41	24	2	Y		N	10/2025		\$500.00
Exc Award (06/30/2024)																
35146	PARKERSBURG	03/20/1978	Active	33	1	0	3.13%	32		0	Y		N	10/2025		\$400.00
Exc Award (06/30/2024)																



Club Health Assessment for District 9 NC through November 2025

			Status	Membership						Reports				Finance	LCIF	
Club Number	Club Name	Charter Date	Times in Status Quo in Past 2 Years	Current Member Count **	YTD Members Added	YTD Members Dropped	YTD Net Growth% ***	Member Count 1 Year Ago	Dropped Members Avg.Length of Service	Months Since Membership Update	Current Officers Reported ****	Current President Repeated Term	VP Reported *****	Last Date Reported Service (mm/yyyy)	Account Balance	YTD Donations
4090	ROCKFORD	10/29/1951	Active(1)	15	17	2	100.00%	21	36	1	Y	2				
4091	ROCKWELL	02/25/1957	Active	37	0	4	-9.76%	41	7	2	Y		N	05/2018		
4092	ROWAN	07/25/1952	Active	23	1	1	0.00%	23	23	0	Y		N	09/2023		
4095	SHEFFIELD	11/28/1951	Active	15	1	0	7.14%	15		1	Y		N	06/2025		
4298	STANHOPE	05/25/1951	Active	17	0	0	0.00%	20		4	Y	3	N	06/2025		
Exc Award (06/30/2018)																
4301	STRATFORD	05/28/1948	Active	15	2	3	-6.25%	16	15	3	Y	5	R	06/2017	90+ Days	
4098	THOMPSON	04/25/1960	Active	14	0	0	0.00%	14		7	Y		N	05/2024		
4306	WILLIAMS	06/26/1951	Active	11	2	0	22.22%	9		1	Y	5		08/2021		\$250.00

Clubs Cancelled Previous Fiscal Year – Clubs Cancelled within last 12 months may be reinstated

Club Number	Club Name	Charter Date	Current Status*	Cancellation Date
4067	BURT	10/10/1951	Cancelled(6*)	06/29/2025
4078	GARNER	06/06/1924	Cancelled(6*)	11/30/2024
33202	MANLY	01/19/1977	Cancelled(8*)	12/30/2024

Current Total Clubs Count	YTD New Clubs Count	YTD Cancelled Clubs Count	YTD Net Club Gain	Current Total Members Count	YTD Add	YTD Drop	YTD Net Growth	YTD Net Growth %	Member Count 12 Months Ago	Average Member Count Per Club	% of Clubs with less than 20 members	% No Officer Report in 12 Months	% of Clubs with balance 90+ days	Number of Clubs in Status Quo	% Status Quo Clubs in Financial Suspension	Number of Cancelled Clubs	Average Cancelled Club Age	Members Lost Due to Cancellation	% of Clubs Cancelled for Non-Financial Reasons
32	0	0	0	757	58	40	18	2.44%	782	24	59%	0%	6%	0	0%	0	0	0	0%

* - P - Priority Club. Cancellation Reasons: 1-Objectives/conduct, 2-Non-active club, 5-Non-existing club, 6-Disbanding, 7-Merger, 8-Financial Suspension, 9-District/Multiple District Dues.

** Red denotes below 15 active members.

*** Red denotes 20% + loss.

**** Y - all 3 (President, Secretary, Treasurer) club officers reported, N - not all 3 reported.

***** Abbreviation: N-New, IP-Immediate Past, R-Repeat.



Club Health Assessment for District 9 NE through November 2025

			Status	Membership						Reports				Finance	LCIF	
Club Number	Club Name	Charter Date	Times in Status Quo in Past 2 Years	Current Member Count **	YTD Members Added	YTD Members Dropped	YTD Net Growth% ***	Member Count 1 Year Ago	Dropped Members Avg.Length of Service	Months Since Membership Update	Current Officers Reported ****	Current President Repeated Term	VP Reported *****	Last Date Reported Service (mm/yyyy)	Account Balance	YTD Donations
Clubs more than two years old																
46953	BALLTOWN	02/26/1987	Active	38	1	0	2.70%	38		3	Y		N	06/2024	90+ Days	
4309	BELLE PLAINE	04/04/1947	Active	31	0	0	0.00%	29		6	Y		N	11/2025		\$500.00
Exc Award (06/30/2023)																
4311	BLAIRSTOWN	10/15/1953	Active	6	1	1	0.00%	6	37	1	Y	18	N	05/2023		\$300.00
4103	CALMAR	09/15/1955	Active	18	0	0	0.00%	17		1	Y	5	R	10/2025		
46389	CASCADE	06/30/1986	Active	7	0	0	0.00%	4		6	Y	14				\$200.00
4104	CEDAR FALLS	11/14/1924	Active	77	4	6	-2.53%	80	9	2	Y		N	11/2025		\$1,000.00
4105	DECORAH	10/06/1952	Active	53	1	3	-3.64%	53	9	1	Y		N	05/2025		\$3,500.00
Exc Award (06/30/2018)																
4107	DENVER	07/26/1965	Active	38	1	1	0.00%	42	2	1	Y		N	07/2024		
33203	DUBUQUE EVENING	01/18/1977	Active	14	0	0	0.00%	14		18	Y	6		12/2024		
4108	DUBUQUE NOON	05/10/1922	Active	38	1	0	2.70%	38		3	Y		N	01/2025		
4110	DYERSVILLE	01/12/1968	Active	26	0	1	-3.70%	27	50	1	Y	3	R	04/2025		
4111	ELGIN	03/27/1948	Active	9	0	0	0.00%	9		4	Y	4		10/2018		
4115	FREDERICKSBURG	11/02/1955	Active	19	2	1	5.56%	20	56	2	Y		N	11/2025		
4116	GARNAVILLO	11/22/1965	Active	15	0	0	0.00%	15		6	Y	24	N	06/2025		
4325	GARRISON	04/10/1957	Active	9	0	0	0.00%	9		5	Y		N	10/2025		\$200.00
Exc Award (06/30/2018)																
4117	HAWKEYE	12/01/1970	Active	9	0	0	0.00%	8		5	Y	11		11/2025		\$100.00
4118	HOPKINTON	02/23/1951	Active	27	0	0	0.00%	25		8	Y	2	R	07/2025		
Exc Award (06/30/2025)																
4119	HUDSON	06/13/1958	Active	24	2	0	9.09%	22		1	Y			11/2025		
4120	INDEPENDENCE	07/10/1931	Active	29	0	0	0.00%	29		0	Y		N	11/2025		\$950.00
4121	JANESVILLE	02/06/1967	Active	26	0	1	-3.70%	25	16	4	Y		N	10/2025		\$600.00
4122	JESUP	09/05/1932	Active	50	0	0	0.00%	51		2	Y		N	06/2025		
4123	LA PORTE CITY	06/17/1924	Active	62	4	0	6.90%	57		2	Y			10/2022		\$250.00
29402	LANSING	05/31/1974	Active	13	0	0	0.00%	13		30	Y	13		04/2018		
84788	LAWLER	01/31/2005	Active	44	1	1	0.00%	44	2	1	Y		N	10/2025	90+ Days	\$500.00



Club Health Assessment for District 9 NE through November 2025

			Status	Membership						Reports				Finance	LCIF	
Club Number	Club Name	Charter Date	Times in Status Quo in Past 2 Years	Current Member Count **	YTD Members Added	YTD Members Dropped	YTD Net Growth***	Member Count 1 Year Ago	Dropped Members Avg.Length of Service	Months Since Membership Update	Current Officers Reported ****	Current President Repeated Term	VP Reported *****	Last Date Reported Service (mm/yyyy)	Account Balance	YTD Donations
Exc Award (06/30/2024)			Active	34	1	4	-8.11%	37	21	2	Y		N	11/2025	90+ Days	
4127	NASHUA	09/20/1932														
Exc Award (06/30/2018, 06/30/2023)			Active	55	2	2	0.00%	54	14	3	Y		N	03/2025	90+ Days	\$50.00
4128	NEW HAMPTON	09/20/1951														
38128	NEWHALL	03/24/1980	Active	14	0	1	-6.67%	18	45	2	Y		N	10/2024		
4129	OELWEIN	04/26/1939	Active	35	1	0	2.94%	34		1	Y		N	11/2025		\$500.00
Exc Award (06/30/2018)			Active	13	0	1	-7.14%	14	2	3	Y	2	R	05/2025		
40998	POSTVILLE	03/29/1982														
4339	SHELLSBURG	12/07/1970	Active	10	0	0	0.00%	11		6	Y	5		09/2025		
4135	STRAWBERRY POINT	02/10/1931	Active	7	0	1	-12.50%	8	20	2	N	None	R	10/2023		
35529	SUMNER	05/11/1978	Active	13	0	0	0.00%	18		1	Y			01/2023		\$350.00
4346	URBANA	01/03/1974	Active	23	5	1	21.05%	19	1	0	Y		N	05/2023		\$200.00
4347	VAN HORNE	12/12/1962	Active	23	1	0	4.55%	22		5	Y		N	11/2025		
4349	VINTON	07/05/1921	Active	71	5	2	4.41%	67	3	1	Y			11/2024		
Exc Award (06/30/2017)			Active	17	0	0	0.00%	18		4	Y		R	07/2025		\$50.00
4136	WATERLOO	02/20/1939														
29996	WAUKON	12/17/1974	Active	13	0	0	0.00%	14		1	Y	2	N	07/2025		
4138	WAVERLY	06/13/1944	Active	31	2	1	3.33%	30	10	0	Y			07/2025		
4139	WEST UNION	03/26/1942	Active	22	1	1	0.00%	22	15	0	Y	5		11/2025		
138498	Western Dubuque	06/18/2019	Active	6	0	0	0.00%	5		10	Y	8		10/2025		

Clubs Cancelled Previous Fiscal Year – Clubs Cancelled within last 12 months may be reinstated

Club Number	Club Name	Charter Date	Current Status*	Cancellation Date
4124	MANCHESTER	10/08/1941	Cancelled(6*)	09/29/2024

Current Total Clubs Count	YTD New Clubs Count	YTD Cancelled Clubs Count	YTD Net Club Gain	Current Total Members Count	YTD Add	YTD Drop	YTD Net Growth	YTD Net Growth %	Member Count 12 Months Ago	Average Member Count Per Club	% of Clubs with less than 20 members	% No Officer Report in 12 Months	% of Clubs with balance 90+ days	Number of Clubs in Status Quo	% Status Quo Clubs in Financial Suspension	Number of Cancelled Clubs	Average Cancelled Club Age	Members Lost Due to Cancellation	% of Clubs Cancelled for Non-Financial Reasons
40	0	0	0	1,069	36	29	7	0.66%	1,066	27	45%	0%	10%	0	0%	0	0	0	0%



Club Health Assessment for District 9 NE through November 2025

			Status		Membership				Reports				Finance	LCIF		
Club Number	Club Name	Charter Date	Times in Status Quo in Past 2 Years	Current Member Count **	YTD Members Added	YTD Members Dropped	YTD Net Growth% ***	Member Count 1 Year Ago	Dropped Members Avg.Length of Service	Months Since Membership Update	Current Officers Reported ****	Current President Repeated Term	VP Reported *****	Last Date Reported Service (mm/yyyy)	Account Balance	YTD Donations

* - P - Priority Club. Cancellation Reasons: 1-Objectives/conduct, 2-Non-active club, 5-Non-existing club, 6-Disbanding, 7-Merger, 8-Financial Suspension, 9-District/Multiple District Dues.

** Red denotes below 15 active members.


*** Red denotes 20% + loss.

**** Y - all 3 (President, Secretary, Treasurer) club officers reported, N - not all 3 reported.

***** Abbreviation: N-New, IP-Immediate Past, R-Repeat.



Club Health Assessment for District 9 NW through November 2025

			Status	Membership					Reports					Finance	LCIF	
Club Number	Club Name	Charter Date	Times in Status Quo in Past 2 Years	Current Member Count **	YTD Members Added	YTD Members Dropped	YTD Net Growth% ***	Member Count 1 Year Ago	Dropped Members Avg.Length of Service	Months Since Membership Update	Current Officers Reported ****	Current President Repeated Term	VP Reported *****	Last Date Reported Service (mm/yyyy)	Account Balance	YTD Donations
Clubs more than two years old																
38267	AKRON	04/16/1980	Active	26	2	0	8.33%	25		0	Y		N	11/2025		\$500.00
Exc Award (06/30/2024)																
4023	BADGER	03/09/1973	Active	6	0	0	0.00%	9		2	Y		N	10/2024		
4270	BOONE	05/12/1921	Active	21	1	2	-4.55%	24	2	1	Y		R	11/2025		\$50.00
32065	CARROLL	04/14/1976	Active	23	0	0	0.00%	23		8	Y		N	10/2025		
4232	CHURDAN	12/11/1941	Active	35	0	0	0.00%	34		8	Y		N	12/2024		
43715	COON RAPIDS	04/03/1984	Active	28	0	3	-9.68%	31	17	2	Y		N	06/2017		
4027	DAYTON	06/24/1968	Active	10	0	0	0.00%	10		22	Y	4		09/2014		
4030	EVERLY	06/13/1961	Active	28	0	0	0.00%	25		6	Y		N	03/2025		
4032	FORT DODGE	08/19/1921	Active	23	5	3	9.52%	22	0	0	Y		N	11/2025		\$1,742.00
4242	GRAND JUNCTION	10/04/1932	Active	13	0	0	0.00%	12		5	Y		N	03/2025		
37665	HARTLEY	11/08/1979	Active(1)	17	17	0	100.00%	21		1	Y			03/2025		
4038	LE MARS	05/11/1921	Active	19	0	0	0.00%	19		10	Y	13		03/2025		\$1,000.00
4039	LEHIGH	01/31/1973	Active	11	0	0	0.00%	11		6	Y		N	12/2018		
28134	LOHRVILLE	03/18/1974	Active	11	0	0	0.00%	11		5	Y	15	R	03/2025		
4285	MADRID	11/26/1929	Active	43	3	1	4.88%	43	5	1	Y		N	03/2025	90+ Days	
Exc Award (06/30/2023)																
41874	MANSON	10/01/1982	Active	10	0	0	0.00%	13		5	Y		N	04/2025		
33925	MARCUS	05/31/1977	Active	23	0	0	0.00%	23		15	Y			03/2025		
4293	OGDEN	11/29/1929	Active	25	0	1	-3.85%	25	9	4	Y	2	R	03/2025		
4043	ORANGE CITY	02/24/1930	Active	34	2	4	-5.56%	33	4	0	Y		N	03/2025		
4046	PETERSON	03/20/1957	Active	40	0	0	0.00%	41		1	Y		N	08/2025		
4048	REMSEN	02/29/1940	Active	17	0	0	0.00%	17		6	Y	2	R	03/2025		
4259	RIPPEY	03/09/1944	Active	9	0	0	0.00%	9		8	Y	5		03/2025		
4051	ROLFE	04/15/1953	Active	19	0	1	-5.00%	22	16	0	Y	7	R	03/2025		
4052	ROYAL	11/15/1957	Active	30	2	0	7.14%	28		1	N	None	N	03/2025		
4056	SIOUX CITY	06/12/1920	Active	18	4	3	5.88%	16	7	0	Y	4	R	03/2025		



Club Health Assessment for District 9 NW through November 2025

INTERNATIONAL

Club Number	Club Name	Charter Date	Status	Membership					Reports				Finance	LCIF		
			Times in Status Quo in Past 2 Years	Current Member Count **	YTD Members Added	YTD Members Dropped	YTD Net Growth% ***	Member Count 1 Year Ago	Dropped Members Avg.Length of Service	Months Since Membership Update	Current Officers Reported ****	Current President Repeated Term	VP Reported *****	Last Date Reported Service (mm/yyyy)	Account Balance	YTD Donations
47864	WALL LAKE	11/25/1987	Active	16	0	0	0.00%	16		4	Y		N	03/2025		\$200.00
	Exc Award (06/30/2024)															
4060	WEST BEND	01/24/1966	Active	11	0	2	-15.38%	13	8	3	Y	6	R	03/2025		\$200.00
4307	WOODWARD	11/10/1969	Active	15	0	0	0.00%	16		6	Y		R	03/2025		
	Exc Award (06/30/2024)															

Clubs Cancelled Previous Fiscal Year – Clubs Cancelled within last 12 months may be reinstated

Club Number	Club Name	Charter Date	Current Status*	Cancellation Date
29401	FORT DODGE EVENING	05/31/1974	Cancelled(6*)	06/29/2025
4054	SAC CITY	12/09/1948	Cancelled(8*)	06/29/2025

Current Total Clubs Count	YTD New Clubs Count	YTD Cancelled Clubs Count	YTD Net Club Gain	Current Total Members Count	YTD Add	YTD Drop	YTD Net Growth	YTD Net Growth %	Member Count 12 Months Ago	Average Member Count Per Club	% of Clubs with less than 20 members	% No Officer Report in 12 Months	% of Clubs with balance 90+ days	Number of Clubs in Status Quo	% Status Quo Clubs in Financial Suspension	Number of Cancelled Clubs	Average Cancelled Club Age	Members Lost Due to Cancellation	% of Clubs Cancelled for Non-Financial Reasons
28	0	0	0	581	36	20	16	2.83%	592	21	54%	0%	4%	0	0%	0	0	0	0%

* - P - Priority Club. Cancellation Reasons: 1-Objectives/conduct, 2-Non-active club, 5-Non-existing club, 6-Disbanding, 7-Merger, 8-Financial Suspension, 9-District/Multiple District Dues.

** Red denotes below 15 active members.

*** Red denotes 20% + loss.

**** Y - all 3 (President, Secretary, Treasurer) club officers reported, N - not all 3 reported.

***** Abbreviation: N-New, IP-Immediate Past, R-Repeat.



Club Health Assessment for District 9 SE through November 2025

			Status	Membership						Reports				Finance	LCIF	
Club Number	Club Name	Charter Date	Times in Status Quo in Past 2 Years	Current Member Count **	YTD Members Added	YTD Members Dropped	YTD Net Growth% ***	Member Count 1 Year Ago	Dropped Members Avg.Length of Service	Months Since Membership Update	Current Officers Reported ****	Current President Repeated Term	VP Reported *****	Last Date Reported Service (mm/yyyy)	Account Balance	YTD Donations
Clubs more than two years old																
4181	ALBIA	06/22/1921	Active	9	0	0	0.00%	9		1	Y		IP	09/2023		
4143	BIRMINGHAM	12/06/1965	Active	10	0	2	-16.67%	12	32	0	Y		N	10/2025		
Exc Award (06/30/2023)																
35684	BRIGHTON	05/25/1978	Active	14	0	0	0.00%	14		6	Y			02/2018		
4147	BURLINGTON HOST	04/12/1921	Active	31	1	2	-3.13%	31	21	0	Y		N	10/2021		\$280.00
4188	CENTERVILLE	03/17/1939	Active(1)	8	0	0	0.00%	8		6	N	14		05/2015		
136946	Clear Creek	11/29/2018	Active(1)	9	2	2	0.00%	9	6	1	Y	2		11/2025		
38023	COLUMBUS JUNCTION	02/29/1980	Active	29	0	1	-3.33%	29	23	1	Y			11/2025		\$1,980.00
4190	CORYDON	11/18/1969	Active	18	0	0	0.00%	18		5	Y		N	07/2025		
4149	CRAWFORDSVILLE	05/28/1953	Active	18	0	0	0.00%	18		15	Y	2		12/2024		
32506	DANVILLE	06/21/1976	Active	16	0	0	0.00%	16		19	Y		N	07/2025	90+ Days	
4153	FAIRFIELD	04/28/1921	Active	34	0	1	-2.86%	35	51	2	Y		N	10/2025		
Exc Award (06/30/2018)																
4155	FORT MADISON	06/19/1920	Active	34	4	1	9.68%	32	16	1	Y			10/2025		
4156	FREMONT	11/05/1953	Active	25	0	1	-3.85%	27	3	0	Y		N	06/2024		
42751	GRANDVIEW & LETTS	06/30/1983	Active	18	2	2	0.00%	19	12	0	Y	5	N	11/2025		\$1,000.00
Exc Award (06/30/2016, 06/30/2017)																
4329	IOWA CITY	12/15/1920	Active	24	1	0	4.35%	35		0	Y	5		11/2025		\$2,000.00
4158	KEOKUK	03/09/1921	Active	13	0	0	0.00%	16		5	Y	3	R	02/2023		
29911	KEOSAUQUA	11/06/1974	Active	26	0	0	0.00%	26		3	Y		N	12/2021		\$2,000.00
39342	LEIGHTON	01/31/1981	Active	15	2	1	7.14%	13	0	1	Y	3	R	11/2025		
4160	LOCKRIDGE	03/23/1956	Active(1)	16	0	0	0.00%	16		0	Y		N	03/2023		
42162	LONE TREE	01/19/1983	Active	21	3	0	16.67%	18		1	Y		N	11/2025		\$235.00
4161	MEDIAPOLIS	03/18/1949	Active	16	0	3	-15.79%	19	4	2	Y	2	R	04/2022		
54546	MELCHER-DALLAS	06/02/1993	Active	12	0	0	0.00%	13		9	Y	2	R	11/2025		
Exc Award (06/30/2018)																
4162	MILTON	03/16/1954	Active	11	0	1	-8.33%	6	0	1	Y		N	11/2025		
29624	NEW LONDON	07/23/1974	Active	13	0	0	0.00%	14		6	Y			07/2022		



Club Health Assessment for District 9 SE through November 2025

			Membership							Reports				Finance		LCIF		
Club Number	Club Name	Charter Date	Status	Current Member Count **	YTD Members Added	YTD Members Dropped	YTD Net Growth% ***	Member Count 1 Year Ago	Dropped Members Avg.Length of Service	Months Since Membership Update	Current Officers Reported ****	Current President Repeated Term	VP Reported *****	Last Date Reported Service (mm/yyyy)	Account Balance	YTD Donations		
			Times in Status Quo in Past 2 Years															
104428	NORTH LIBERTY	02/04/2009	Active	16	0	1	-5.88%	17	16	0	Y		N	11/2025				
108239	OSKALOOSA	04/28/2010	P- Active	5	2	0	66.67%	18		0	Y	2	N	10/2025				
Exc Award (06/30/2017, 06/30/2021)																		
4168	OTTUMWA NOON	05/02/1939	Active	48	1	1	0.00%	50	44	0	Y		N	06/2025				
4171	SIGOURNEY	11/19/1953	Active	12	0	0	0.00%	12		12	Y	2	R	09/2025				
129932	Solon Centennial Lions Club	01/30/2017	Active	31	2	3	-3.13%	30	7	0	Y		N	10/2025				
4172	STOCKPORT	11/27/1957	Active	13	0	1	-7.14%	13	8	0	Y		N	04/2018				
4348	VICTOR	11/13/1956	Active	18	0	0	0.00%	18		31	Y	4	R	11/2025				
Exc Award (06/30/2018)																		
4174	WASHINGTON	12/21/1972	Active	24	2	0	9.09%	23		3	Y	2	N	08/2025		\$250.00		
4175	WAYLAND	04/10/1958	Active	22	0	0	0.00%	22		5	N	None		12/2024				
4177	WEST BURLINGTON	10/21/1971	Active	23	1	0	4.55%	24		0	Y	4	N	07/2025				
4178	WEST CHESTER	03/01/1956	Active	22	0	2	-8.33%	20	5	0	Y	15		07/2022				
4179	WHAT CHEER	12/17/1953	Active	10	0	0	0.00%	10		13	Y	19	R	03/2018		\$100.00		
4354	WILLIAMSBURG	10/21/1938	Active	32	0	1	-3.03%	32	23	2	Y	14	R	04/2025				
4180	WINFIELD	11/17/1941	Active	21	0	0	0.00%	22		7	Y		N	08/2021				
Current Total Clubs Count	YTD New Clubs Count	YTD Cancelled Clubs Count	YTD Net Club Gain	Current Total Members Count	YTD Add	YTD Drop	YTD Net Growth %	Member Count 12 Months Ago	Average Member Count Per Club	% of Clubs with less than 20 members	% No Officer Report in 12 Months	% of Clubs with balance 90+ days	Number of Clubs in Status Quo	% Status Quo Clubs in Financial Suspension	Number of Cancelled Clubs	Average Cancelled Club Age	Members Lost Due to Cancellation	% of Clubs Cancelled for Non-Financial Reasons
38	0	0	0	737	23	26	-3	-0.41%	764	19	58%	0%	3%	0	0%	0	0	0

* - P - Priority Club. Cancellation Reasons: 1-Objectives/conduct, 2-Non-active club, 5-Non-existing club, 6-Disbanding, 7-Merger, 8-Financial Suspension, 9-District/Multiple District Dues.

** Red denotes below 15 active members.

*** Red denotes 20% + loss.

**** Y - all 3 (President, Secretary, Treasurer) club officers reported, N - not all 3 reported.

***** Abbreviation: N-New, IP-Immediate Past, R-Repeat.




Club Health Assessment for District 9 SW through November 2025

			Status	Membership						Reports				Finance	LCIF	
Club Number	Club Name	Charter Date	Times in Status Quo in Past 2 Years	Current Member Count **	YTD Members Added	YTD Members Dropped	YTD Net Growth% ***	Member Count 1 Year Ago	Dropped Members Avg.Length of Service	Months Since Membership Update	Current Officers Reported ****	Current President Repeated Term	VP Reported *****	Last Date Reported Service (mm/yyyy)	Account Balance	YTD Donations
Clubs more than two years old																
4223	ADAIR	08/23/1951	Active	16	0	1	-5.88%	19	6	0	Y		R	11/2025		\$1,800.00
	Exc Award (06/30/2017, 06/30/2020, 06/30/2021, 06/30/2022, 06/30/2023, 06/30/2024)															
4264	ADEL	11/28/1952	Active	48	1	1	0.00%	45	2	0	Y			11/2025		\$100.00
33408	AFTON	02/28/1977	Active	19	0	2	-9.52%	20	3	1	Y		N	06/2025		
	Exc Award (06/30/2022)															
4225	ATLANTIC	02/07/1928	Active	27	2	0	8.00%	28		1	Y			09/2025	90+ Days	
4226	AUDUBON	04/16/1943	Active	43	4	0	10.26%	39		0	Y		N	11/2025		
	Exc Award (06/30/2017, 06/30/2023, 06/30/2024)															
4229	BEDFORD	10/15/1946	Status Quo(1)	17	0	0	0.00%	17		25	Y	2	R	10/2016	90+ Days	
4234	CLEARFIELD	05/29/1952	Active	173	8	2	3.59%	184	5	1	Y		N	01/2018		\$500.00
4236	COUNCIL BLUFFS	06/19/1921	Active	23	0	1	-4.17%	25	4	2	Y	2	R	11/2025		\$1,000.00
	Exc Award (06/30/2017, 06/30/2018, 06/30/2022, 06/30/2023)															
4237	CRESTON	04/18/1952	Active	23	0	0	0.00%	24		1	Y		N	02/2024		
51365	DEXTER	02/28/1991	Active	9	0	0	0.00%	11		8	Y	2		03/2025		
4240	DIAGONAL	05/26/1952	Active(1)	65	1	0	1.56%	61		3	Y	2	N	08/2024		\$100.00
36044	EXIRA	09/18/1978	Active	34	2	0	6.25%	36		1	Y	2	R	10/2025		\$100.00
	Exc Award (06/30/2016, 06/30/2017, 06/30/2018, 06/30/2019, 06/30/2021, 06/30/2022, 06/30/2024)															
31736	FONTANELLE	02/24/1976	Active	7	0	2	-22.22%	9	10	0	Y	10	R	10/2025		
4241	GLENWOOD	01/16/1939	Active	22	1	0	4.76%	23		1	Y	2	R	11/2025	90+ Days	\$100.00
4197	GRAND RIVER	11/24/1954	Active	22	0	0	0.00%	16		7	Y	7	R	01/2025		
4243	GREENFIELD	02/26/1952	Active	31	0	0	0.00%	31		1	Y		N	07/2023		
4245	GUTHRIE CENTER	06/16/1924	Active	34	0	2	-5.56%	34	32	1	Y		N	12/2024		\$650.00
147565	Hamburg	07/15/2021	Active	10	0	0	0.00%	8		5	Y		N	10/2024		
4246	HARLAN	01/05/1955	Active	36	2	0	5.88%	33		1	Y		R	09/2023		
4199	INDIANOLA	01/24/1930	Active	68	2	4	-2.86%	78	17	0	Y		N	11/2025		\$3,050.00




Club Health Assessment for District 9 SW through November 2025

			Status	Membership						Reports				Finance	LCIF	
Club Number	Club Name	Charter Date	Times in Status Quo in Past 2 Years	Current Member Count **	YTD Members Added	YTD Members Dropped	YTD Net Growth% ***	Member Count 1 Year Ago	Dropped Members Avg.Length of Service	Months Since Membership Update	Current Officers Reported ****	Current President Repeated Term	VP Reported *****	Last Date Reported Service (mm/yyyy)	Account Balance	YTD Donations
Exc Award (06/30/2021, 06/30/2023, 06/30/2024)																
56972	INDIANOLA BREAKFAST	05/26/1995	Active	8	0	0	0.00%	8		16	Y	8	R	08/2021		
4247	JAMAICA	04/25/1966	Active	14	0	0	0.00%	15		4	Y		N	10/2023		\$100.00
4203	LAMONI	03/17/1970	Active	29	3	1	7.41%	33	2	1	Y	4	R	11/2025		
4204	LEON	04/12/1956	Active	14	2	2	0.00%	11	7	2	Y	3		06/2023		\$50.00
4250	LINDEN	09/11/1967	Active	5	0	0	0.00%	8		6	Y	2		06/2024		
4251	LORIMOR	06/07/1940	Active	14	0	0	0.00%	14		12	Y	7	R	09/2025		
4206	MARTENSDALE	12/26/1972	Active	8	0	0	0.00%	8		17	Y	4	R	11/2023		\$200.00
Exc Award (06/30/2022)																
4207	MILO	04/20/1954	Active	21	0	0	0.00%	20		10	Y	2	N	10/2025		
4253	MISSOURI VALLEY	06/29/1953	Active	14	0	0	0.00%	22		1	Y			05/2025		
4254	MOUNT AYR	06/18/1947	Active	22	1	1	0.00%	24	1	0	Y	2	R	02/2022		
4210	MURRAY	06/08/1932	Active	10	0	0	0.00%	11		1	Y	2	R	10/2025		\$50.00
33514	NEOLA	03/24/1977	Active	33	1	0	3.13%	35		1	Y		N	10/2025		\$1,060.00
Exc Award (06/30/2016, 06/30/2017, 06/30/2018, 06/30/2019)																
4211	NEW VIRGINIA	10/13/1941	Active	13	0	0	0.00%	13		15	Y		N	02/2023		
31006	NORWALK	06/30/1975	Active	24	0	0	0.00%	29		5	Y		N	03/2024		\$550.00
4256	PANORA	03/10/1955	Active	15	0	0	0.00%	15		1	Y		N	06/2025		
Exc Award (06/30/2016, 06/30/2018)																
4294	PERRY	02/07/1972	Active	20	1	1	0.00%	20	45	1	Y		N	11/2025	90+ Days	
Exc Award (06/30/2024)																
4296	REDFIELD	09/25/1956	Active	7	0	0	0.00%	8		7	Y		IP	12/2023		\$100.00
Exc Award (06/30/2018)																
4216	ST CHARLES	02/28/1946	Active	21	0	0	0.00%	23		1	Y		N	08/2018		
100971	STUART	01/21/2008	Active	8	0	1	-11.11%	9	8	4	Y	2	R	03/2025		
4263	TINGLEY	10/11/1957	Active	37	0	0	0.00%	37		7	Y	6	R	04/2022		
46816	VILLISCA	01/15/1987	Active	18	3	1	12.50%	18	10	0	Y	3	R	11/2025		
Exc Award (06/30/2017, 06/30/2019)																
138479	Waukee	06/04/2019	Active	14	2	1	7.69%	12	18	0	Y		IP	11/2025		\$300.00



Club Health Assessment for District 9 SW through November 2025



Club Number	Club Name	Charter Date	Status	Membership						Reports				Finance	LCIF	
			Times in Status Quo in Past 2 Years	Current Member Count **	YTD Members Added	YTD Members Dropped	YTD Net Growth% ***	Member Count 1 Year Ago	Dropped Members Avg.Length of Service	Months Since Membership Update	Current Officers Reported ****	Current President Repeated Term	VP Reported *****	Last Date Reported Service (mm/yyyy)	Account Balance	YTD Donations
4222	WINTERSET	05/26/1939	Active(1)	29	2	4	-6.45%	33	2	0	Y		N	11/2025		
Exc Award (06/30/2023)																

Clubs Cancelled Previous Fiscal Year – Clubs Cancelled within last 12 months may be reinstated

Club Number	Club Name	Charter Date	Current Status*	Cancellation Date
4228	BAYARD	02/08/1950	Cancelled(6*)	06/29/2025
4200	INDIANOLA EVENING	10/05/1970	Cancelled(6*)	03/29/2025

Current Total Clubs Count	YTD New Clubs Count	YTD Cancelled Clubs Count	YTD Net Club Gain	Current Total Members Count	YTD Add	YTD Drop	YTD Net Growth	YTD Net Growth %	Member Count 12 Months Ago	Average Member Count Per Club	% of Clubs with less than 20 members	% No Officer Report in 12 Months	% of Clubs with balance 90+ days	Number of Clubs in Status Quo	% Status Quo Clubs in Financial Suspension	Number of Cancelled Clubs	Average Cancelled Club Age	Members Lost Due to Cancellation	% of Clubs Cancelled for Non-Financial Reasons
43	0	0	0	1,125	38	27	11	0.99%	1,167	26	47%	0%	9%	1	100%	0	0	0	0%

* - P - Priority Club. Cancellation Reasons: 1-Objectives/conduct, 2-Non-active club, 5-Non-existing club, 6-Disbanding, 7-Merger, 8-Financial Suspension, 9-District/Multiple District Dues.

** Red denotes below 15 active members.

*** Red denotes 20% + loss.

**** Y - all 3 (President, Secretary, Treasurer) club officers reported, N - not all 3 reported.

***** Abbreviation: N-New, IP-Immediate Past, R-Repeat.



Club Health Assessment for District 11 A1 through November 2025

			Status	Membership						Reports				Finance		LCIF
Club Number	Club Name	Charter Date	Times in Status Quo in Past 2 Years	Current Member Count **	YTD Members Added	YTD Members Dropped	YTD Net Growth% ***	Member Count 1 Year Ago	Dropped Members Avg.Length of Service	Months Since Membership Update	Current Officers Reported ****	Current President Repeated Term	VP Reported *****	Last Date Reported Service (mm/yyyy)	Account Balance	YTD Donations
Clubs more than two years old																
4422	BEDFORD TOWNSHIP L C	07/16/1969	Active	66	2	5	-4.35%	70	2	0	Y		N	11/2025		\$2,000.00
	Exc Award (06/30/2024)															
41308	BROWNSTOWN	05/21/1982	Active	32	2	0	6.67%	29		1	Y	3	R	09/2025		
4425	CANTON L C	06/17/1968	Active	15	0	0	0.00%	18		5	Y		N	10/2025		
	Exc Award (06/30/2022)															
4427	DEARBORN HEIGHTS	03/03/1963	Active	6	0	0	0.00%	7		10	Y	12	R	09/2025		\$1,000.00
4428	DETROIT	01/26/1920	Active(1)	7	0	0	0.00%	3		4	N			06/2015		
48761	DETROIT HISPANIC	06/28/1988	Active	16	0	0	0.00%	17		7	Y	2		11/2024		
30336	DETROIT MID-CITY	03/17/1975	Active	36	0	0	0.00%	42		3	Y	2	N	12/2024		\$500.00
36199	DETROIT NORTH CENTRAL	11/06/1978	Active	6	0	0	0.00%	6		13	Y	16		07/2025		
4435	DETROIT NORTHEAST	01/06/1938	Active	24	3	1	9.09%	23	10	1	Y		N	11/2019		\$1,501.68
4437	DETROIT NORTHWEST	05/06/1926	Active(1)	22	0	0	0.00%	22		4	Y			08/2024		\$250.00
4440	DETROIT RENAISSANCE	09/06/1973	Active	36	2	3	-2.70%	49	2	0	Y		IP	10/2025		\$3,100.00
	Exc Award (06/30/2021, 06/30/2022)															
59405	DETROIT WESTOWN-HARTFORD	04/23/1997	Active	37	1	1	0.00%	42	1	0	Y		R	11/2025		\$100.00
	Exc Award (06/30/2022, 06/30/2024)															
46269	ECORSE-RIVER ROUGE	06/09/1986	Active	20	0	0	0.00%	27		5	Y	2	R	11/2025		
4445	GARDEN CITY	03/21/1956	Active(1)	7	0	0	0.00%	10		5	Y	4		11/2016		
129046	GREATER H.P. DETROIT DOWNTOWN	09/30/2016	Active(1)	15	2	1	7.14%	16	1	0	Y		R	05/2025		
	Exc Award (06/30/2024)															
104811	GREATER METRO DETROIT	02/24/2009	Active(2)	8	0	0	0.00%	9		11	Y	7	R	04/2023	90+ Days	
4447	GROSSE POINTE	12/19/1928	Active	34	1	0	3.03%	32		4	Y	3	R	04/2011	90+ Days	
4450	HARPER WOODS GROSSE POINTE WOODS	03/11/1948	Active	39	2	0	5.41%	36		2	Y		N	10/2025		\$250.00
	Exc Award (06/30/2022, 06/30/2025)															
39397	LINCOLN PARK	02/27/1981	Status Quo(1)	3	0	0	0.00%	3		17	N	None		06/2022	90+ Days	
4457	LIVONIA HIGH NOONERS	01/29/1953	Active	40	3	0	8.11%	40		0	N	4	R	10/2023	90+ Days	
4459	METRO AIRPORT L C	02/25/1972	Status Quo(1)	8	0	0	0.00%	8		14	N	None		12/2018	90+ Days	
151397	MICHIGAN CYBER	06/20/2022	Active	11	2	0	22.22%	23		3	Y		N	07/2025	90+ Days	



Club Health Assessment for District 11 A1 through November 2025

			Status	Membership						Reports				Finance	LCIF	
Club Number	Club Name	Charter Date	Times in Status Quo in Past 2 Years	Current Member Count **	YTD Members Added	YTD Members Dropped	YTD Net Growth% ***	Member Count 1 Year Ago	Dropped Members Avg.Length of Service	Months Since Membership Update	Current Officers Reported ****	Current President Repeated Term	VP Reported *****	Last Date Reported Service (mm/yyyy)	Account Balance	YTD Donations
57219	NORTHVILLE	07/03/1995	Active	20	0	0	0.00%	17		5	Y	8	R	08/2025		\$1,600.00
	Exc Award (06/30/2017, 06/30/2023, 06/30/2025)															
4462	PLYMOUTH	11/12/1947	Active	51	0	1	-1.92%	52	47	1	Y		N	08/2024		
	Exc Award (06/30/2022)															
4464	ROCKWOOD AREA L C	05/07/1973	Active	12	0	0	0.00%	14		4	Y	19		12/2023		
4465	SOUTHGATE	12/02/1957	Active(1)	2	0	0	0.00%	2		28	Y	5		04/2014		
4466	TAYLOR	10/17/1951	Active	7	0	0	0.00%	6		8	Y	3	R	08/2025		
4468	WAYNE	09/23/1953	Active	13	0	0	0.00%	12		8	Y	3	N	10/2025		
31533	WESTLAND	01/12/1976	Active	18	0	1	-5.26%	18	33	3	Y	2	N	11/2025		\$400.00
4471	WYANDOTTE	06/05/1942	Active	10	0	0	0.00%	13		5	Y	9	R	04/2022		

Clubs Cancelled Previous Fiscal Year – Clubs Cancelled within last 12 months may be reinstated

Club Number	Club Name	Charter Date	Current Status*	Cancellation Date
109262	DETROIT MOTOWN N.E.W.	09/20/2010	Cancelled(8*)	12/30/2024
150775	Detroit Wayne State Community Area	05/18/2022	Cancelled(8*)	12/30/2024
4467	TRENTON	09/27/1955	Cancelled(6*)	03/29/2025

Current Total Clubs Count	YTD New Clubs Count	YTD Cancelled Clubs Count	YTD Net Club Gain	Current Total Members Count	YTD Add	YTD Drop	YTD Net Growth	YTD Net Growth %	Member Count 12 Months Ago	Average Member Count Per Club	% of Clubs with less than 20 members	% No Officer Report in 12 Months	% of Clubs with balance 90+ days	Number of Clubs in Status Quo	% Status Quo Clubs in Financial Suspension	Number of Cancelled Clubs	Average Cancelled Club Age	Members Lost Due to Cancellation	% of Clubs Cancelled for Non-Financial Reasons
30	0	0	0	621	20	13	7	1.14%	666	21	57%	3%	20%	2	100%	0	0	0	0%

* - P - Priority Club. Cancellation Reasons: 1-Objectives/conduct, 2-Non-active club, 5-Non-existing club, 6-Disbanding, 7-Merger, 8-Financial Suspension, 9-District/Multiple District Dues.

** Red denotes below 15 active members.

*** Red denotes 20% + loss.

**** Y - all 3 (President, Secretary, Treasurer) club officers reported, N - not all 3 reported.

***** Abbreviation: N-New, IP-Immediate Past, R-Repeat.



Club Health Assessment for District 11 A2 through November 2025

			Status	Membership						Reports				Finance		LCIF
Club Number	Club Name	Charter Date	Times in Status Quo in Past 2 Years	Current Member Count **	YTD Members Added	YTD Members Dropped	YTD Net Growth% ***	Member Count 1 Year Ago	Dropped Members Avg.Length of Service	Months Since Membership Update	Current Officers Reported ****	Current President Repeated Term	VP Reported *****	Last Date Reported Service (mm/yyyy)	Account Balance	YTD Donations
Clubs more than two years old																
4474	ARMADA	01/17/1941	Active	39	0	0	0.00%	41		8	N	None		12/2024		\$1,300.00
4479	BEVERLY HILLS	03/03/1972	Active	46	14	1	39.39%	31	4	0	Y	4	R	11/2025		\$500.00
	Exc Award (06/30/2021, 06/30/2022, 06/30/2023)															
4483	CENTER LINE	01/28/1953	Active	25	0	0	0.00%	27		1	Y		N	10/2025		\$1,200.00
84652	CLARKSTON AREA	01/05/2005	Active	14	5	1	40.00%	12	6	1	Y	11	R	11/2025		\$150.00
4485	CLAWSON	06/26/1944	Active(1)	38	1	0	2.70%	37		3	Y		N	10/2025		
4488	EASTPOINTE	11/22/1948	Active	42	0	2	-4.55%	47	7	0	Y		N	08/2025		\$1,020.00
4494	FRASER	04/30/1946	Active	65	1	0	1.56%	35		1	Y		N	11/2025		\$1,000.00
4497	HAZEL PARK	12/12/1947	Active	33	0	0	0.00%	35		4	N		IP	03/2025		\$50.00
	Exc Award (06/30/2016, 06/30/2017)															
4501	LAKE ORION	08/11/1938	Active	99	2	3	-1.00%	103	14	0	Y		N	07/2025		\$20.00
	Exc Award (06/30/2018, 06/30/2019, 06/30/2020, 06/30/2022, 06/30/2023)															
4499	MILFORD HURON VALLEY	05/24/1948	Active	17	1	0	6.25%	17		0	Y	4	R	11/2025		\$200.00
4509	MOUNT CLEMENS	03/19/1935	Active	33	0	2	-5.71%	36	9	4	Y		N	07/2024		\$1,000.00
	Exc Award (06/30/2023)															
36297	NEW BALTIMORE	12/21/1978	Active	119	14	4	9.17%	125	4	0	Y		N	10/2025		
	Exc Award (06/30/2018, 06/30/2020, 06/30/2021, 06/30/2022, 06/30/2023)															
4513	ORTONVILLE	04/27/1966	Active	36	2	0	5.88%	42		0	N	None		06/2025	90+ Days	
4516	PONTIAC	10/31/1923	Active(1)	29	0	0	0.00%	33		10	N	None		05/2025		
	Exc Award (06/30/2022)															
4519	RICHMOND	04/23/1940	Active	41	2	1	2.50%	43	41	0	Y			02/2025		
	Exc Award (06/30/2017)															
4520	ROCHESTER	07/16/1944	Active	53	0	0	0.00%	57		3	Y		N	06/2025		\$1,000.00
	Exc Award (06/30/2018)															
4476	ROCHESTER HILLS	11/15/1973	Active	2	0	0	0.00%	22		4	N		R	06/2025		
	Exc Award (06/30/2023)															
4521	ROMEO	04/06/1942	Active	87	6	9	-3.33%	87	17	0	Y		N	11/2025		
68468	ROSEVILLE	04/15/2003	Active	14	0	0	0.00%	14		21	N	None		06/2025		\$50.00



Club Health Assessment for District 11 A2 through November 2025

			Status	Membership						Reports				Finance	LCIF	
Club Number	Club Name	Charter Date	Times in Status Quo in Past 2 Years	Current Member Count **	YTD Members Added	YTD Members Dropped	YTD Net Growth% ***	Member Count 1 Year Ago	Dropped Members Avg.Length of Service	Months Since Membership Update	Current Officers Reported ****	Current President Repeated Term	VP Reported *****	Last Date Reported Service (mm/yyyy)	Account Balance	YTD Donations
4523	ROYAL OAK	10/26/1928	Active	26	0	0	0.00%	25		3	Y	2	N	10/2025		\$300.00
	Exc Award (06/30/2018, 06/30/2023, 06/30/2024)															
42163	SELFREDGE CHESTERFIELD	01/31/1983	Active	17	0	1	-5.56%	18	13	0	Y		IP	08/2025		\$475.00
	Exc Award (06/30/2024, 06/30/2025)															
4527	SHELBY TOWNSHIP	03/25/1958	Active	92	0	0	0.00%	86		7	Y		R	11/2024		\$2,000.00
	Exc Award (06/30/2021)															
4526	ST CLAIR SHORES	07/26/1944	Active	11	1	0	10.00%	11		3	Y	2	R	11/2025		
4531	STERLING HEIGHTS	11/09/1970	Active	65	5	2	4.84%	120	12	2	N	2	N	02/2025		\$2,000.00
	Exc Award (06/30/2018, 06/30/2021, 06/30/2022, 06/30/2023, 06/30/2024)															
4533	UTICA	10/09/1946	Active	13	2	0	18.18%	17		2	Y		N	11/2025		
4535	WARREN	10/11/1956	Active	17	0	0	0.00%	17		19	N	None		05/2025		
4536	WASHINGTON	04/09/1957	Active	27	1	0	3.85%	26		0	N	None	R	06/2025		
4539	WIXOM WALLED LAKE	09/10/1958	Active	23	0	0	0.00%	23		2	Y		N	11/2025		\$100.00

Clubs Cancelled Previous Fiscal Year – Clubs Cancelled within last 12 months may be reinstated

Club Number	Club Name	Charter Date	Current Status*	Cancellation Date
4480	BIRMINGHAM	03/27/1928	Cancelled(6*)	06/29/2025
45068	MADISON HEIGHTS & AREA	06/28/1985	Cancelled(6*)	03/29/2025
104427	TROY COMMUNITY	01/16/2009	Cancelled(6*)	06/29/2025

Current Total Clubs Count	YTD New Clubs Count	YTD Cancelled Clubs Count	YTD Net Club Gain	Current Total Members Count	YTD Add	YTD Drop	YTD Net Growth	YTD Net Growth %	Member Count 12 Months Ago	Average Member Count Per Club	% of Clubs with less than 20 members	% No Officer Report in 12 Months	% of Clubs with balance 90+ days	Number of Clubs in Status Quo	% Status Quo Clubs in Financial Suspension	Number of Cancelled Clubs	Average Cancelled Club Age	Members Lost Due to Cancellation	% of Clubs Cancelled for Non-Financial Reasons
28	0	0	0	1,123	57	26	31	2.84%	1,187	40	29%	18%	4%	0	0%	0	0	0	0%

* - P - Priority Club. Cancellation Reasons: 1-Objectives/conduct, 2-Non-active club, 5-Non-existing club, 6-Disbanding, 7-Merger, 8-Financial Suspension, 9-District/Multiple District Dues.

** Red denotes below 15 active members.

*** Red denotes 20% + loss.

**** Y - all 3 (President, Secretary, Treasurer) club officers reported, N - not all 3 reported.

***** Abbreviation: N-New, IP-Immediate Past, R-Repeat.



Club Health Assessment for District 11 B1 through November 2025

			Status	Membership					Reports				Finance		LCIF	
Club Number	Club Name	Charter Date	Times in Status Quo in Past 2 Years	Current Member Count **	YTD Members Added	YTD Members Dropped	YTD Net Growth% ***	Member Count 1 Year Ago	Dropped Members Avg.Length of Service	Months Since Membership Update	Current Officers Reported ****	Current President Repeated Term	VP Reported *****	Last Date Reported Service (mm/yyyy)	Account Balance	YTD Donations
Clubs more than two years old																
34085	ADRIAN BREAKFAST	06/27/1977	Active	10	0	0	0.00%	12		5	Y	9	R	12/2024		\$120.00
4418	ADRIAN EVENING	03/28/1950	Active(1)	7	0	0	0.00%	9		7	Y		N	07/2023		\$20.00
4421	ANN ARBOR EVENING	04/11/1961	Active	5	1	0	25.00%	5		4	Y	16		04/2025		\$20.00
4420	ANN ARBOR HOST	04/29/1929	Active	34	0	4	-10.53%	38	4	2	Y	3	N	11/2025		\$20.00
4543	BATTLE CREEK CEREAL CITY	06/04/1958	Active	39	4	2	5.41%	41	23	0	Y		N	11/2025		\$1,100.00
Exc Award (06/30/2022, 06/30/2024)																
4542	BATTLE CREEK HOST	04/28/1924	Active	11	0	0	0.00%	10		6	Y		R	11/2025		\$20.00
4545	BEDFORD AREA L C	04/06/1967	Active	23	0	0	0.00%	20		7	Y		N	11/2025		\$20.00
45569	BLISSFIELD & AREA	12/16/1985	Active	16	0	0	0.00%	16		1	Y	8		08/2025		\$20.00
134040	Branch Area	03/15/2018	Active	9	0	0	0.00%	10		4	Y	5	R	07/2022		\$20.00
4550	CLARKLAKE	02/08/1965	Active	39	6	16	-20.41%	46	11	1	Y		IP	08/2023		\$20.00
151051	Clear Lake Virtual	06/02/2022	Active	11	0	0	0.00%	9		1	Y		IP	08/2025		\$20.00
107945	CLINTON	04/01/2010	Active	20	0	0	0.00%	21		5	Y	3	R	08/2023		\$20.00
4551	CONCORD	11/22/1941	Active	10	0	0	0.00%	10		15	N	None		04/2024		
36796	DEXTER	03/29/1979	Active	57	3	2	1.79%	60	25	2	Y		R	11/2025		
4558	GRASS LAKE	02/10/1953	Active	42	5	0	13.51%	37		0	Y	4	N	11/2025		
Exc Award (06/30/2024)																
4559	HANOVER HORTON AREA	10/12/1964	Active	11	0	0	0.00%	9		1	Y			10/2025		
4562	HILLSDALE	11/15/1949	Active	10	0	0	0.00%	10		5	Y	2		11/2025		
4564	HOMER	07/14/1942	Active	21	0	0	0.00%	22		6	Y	2		11/2025		
39854	HURON VALLEY SUNRISE	05/14/1981	Active	4	0	0	0.00%	6		5	Y			02/2024		
4567	JACKSON CASCADES	11/01/1966	Active	22	0	0	0.00%	23		6	Y		N	09/2025		\$600.00
141538	Jackson County Professional Virtual	06/15/2020	Active	7	0	0	0.00%	7		17	Y		N	10/2023		
33303	JACKSON EYE OPENERS	02/09/1977	Active	29	1	1	0.00%	28	40	0	Y		N	10/2025		
Exc Award (06/30/2024)																
4566	JACKSON HOST	05/07/1921	Active	36	0	0	0.00%	35		2	Y	2	R	11/2025		\$2,600.00
Exc Award (06/30/2023)																



Club Health Assessment for District 11 B1 through November 2025

			Status			Membership					Reports				Finance		LCIF		
Club Number	Club Name	Charter Date	Times in Status Quo in Past 2 Years	Current Member Count **	YTD Members Added	YTD Members Dropped	YTD Net Growth% ***	Member Count 1 Year Ago	Dropped Members Avg.Length of Service	Months Since Membership Update	Current Officers Reported ****	Current President Repeated Term	VP Reported *****	Last Date Reported Service (mm/yyyy)	Account Balance	YTD Donations			
138768	Jackson Lions Diabetes Service	06/28/2019	Active	12	0	0	0.00%	12		0	Y	2		10/2024		\$100.00			
4568	JONESVILLE	04/03/1935	Active	13	0	0	0.00%	12		5	N	None		10/2023					
100514	MANCHESTER	11/09/2007	Active	14	2	0	16.67%	12		1	Y	3	R	10/2025		\$1,000.00			
4574	MARSHALL	08/20/1953	Active	6	0	0	0.00%	6		8	N	None		10/2023					
4576	MICHIGAN CENTER	03/19/1957	Active	50	0	0	0.00%	54		11	N	None		10/2023					
141296	Michigan Center Lioness	06/03/2020	Active	43	1	2	-2.27%	36	5	1	Y		N	10/2025					
4580	NAPOLEON	10/27/1953	Active	31	3	0	10.71%	31		2	Y	2	R	10/2025					
29088	NORTH ADAMS	04/03/1974	Active	16	0	0	0.00%	13		6	Y	9	R	10/2025					
4582	NORTH JACKSON	04/03/1956	Active	17	0	0	0.00%	18		1	Y		R	04/2024					
4584	PARMA SPRING ARBOR	08/28/1953	Status Quo(1)	7	0	0	0.00%	7		4	Y	6		10/2023	90+ Days				
29357	PENNFIELD	05/22/1974	Active	36	0	0	0.00%	38		5	Y		N	11/2025		\$20.00			
29089	PITTSFORD AREA	04/24/1974	Active	21	0	0	0.00%	23		10	N		N	10/2023		\$20.00			
140691	Quest South East Jackson	02/03/2020	Active	21	0	0	0.00%	23		4	Y		IP	07/2025		\$20.00			
30713	SALINE	05/16/1975	Active	21	0	0	0.00%	20		13	N	None		10/2023		\$20.00			
4591	TEKONSHA	01/18/1944	Active	23	0	0	0.00%	25		7	Y	5	R	10/2023		\$20.00			
130041	University of Michigan	02/07/2017	Active	5	2	0	66.67%	3		1	Y		IP	09/2023		\$20.00			
4592	VANDERCOOK LAKE	10/08/1956	Active	49	1	2	-2.00%	53	9	1	Y	2	R	10/2025		\$20.00			
Current Total Clubs Count	YTD New Clubs Count	YTD Cancelled Clubs Count	YTD Net Club Gain	Current Total Members Count	YTD Add	YTD Drop	YTD Net Growth %	Member Count 12 Months Ago	Average Member Count Per Club	% of Clubs with less than 20 members	% No Officer Report in 12 Months	% of Clubs with balance 90+ days	Number of Clubs in Status Quo	% Status Quo Clubs in Financial Suspension	Number of Cancelled Clubs	Average Cancelled Club Age	Members Lost Due to Cancellation	% of Clubs Cancelled for Non-Financial Reasons	
40	0	0	0	858	29	29	0	0.00%	870	21	50%	10%	3%	1	100%	0	0	0	0%

* - P - Priority Club. Cancellation Reasons: 1-Objectives/conduct, 2-Non-active club, 5-Non-existing club, 6-Disbanding, 7-Merger, 8-Financial Suspension, 9-District/Multiple District Dues.

** Red denotes below 15 active members.

*** Red denotes 20% + loss.

**** Y - all 3 (President, Secretary, Treasurer) club officers reported, N - not all 3 reported.

***** Abbreviation: N-New, IP-Immediate Past, R-Repeat.



Club Health Assessment for District 11 B2 through November 2025

			Status	Membership						Reports				Finance	LCIF	
Club Number	Club Name	Charter Date	Times in Status Quo in Past 2 Years	Current Member Count **	YTD Members Added	YTD Members Dropped	YTD Net Growth% ***	Member Count 1 Year Ago	Dropped Members Avg.Length of Service	Months Since Membership Update	Current Officers Reported ****	Current President Repeated Term	VP Reported *****	Last Date Reported Service (mm/yyyy)	Account Balance	YTD Donations
Clubs more than two years old																
4599	BANGOR	04/30/1968	Active	17	0	0	0.00%	18		4	Y	2	N	11/2025		
43992	BARODA	06/19/1984	Active	17	1	0	6.25%	16		2	Y			11/2025		
4600	BENTON HARBOR FAIRPLAIN Exc Award (06/30/2024)	10/31/1934	Active	24	0	0	0.00%	25		6	Y			11/2025		
55792	BLOOMINGDALE-GOBLES KAL HAVEN TRAIL	06/06/1994	Active	12	0	1	-7.69%	15	6	3	Y		N	11/2025		
4605	BUCHANAN GALIEN	12/13/1933	Active	29	1	0	3.57%	28		2	Y		N	10/2025		\$50.00
4607	CENTREVILLE	07/20/1945	Active	30	0	3	-9.09%	32	10	0	Y			11/2025		
4609	COLOMA Exc Award (06/30/2019)	12/29/1952	Active	31	0	0	0.00%	32		5	Y	3		11/2025		
4610	COLON	11/24/1937	Status Quo(2)	7	0	23	-76.67%	30	11	0	Y		R	11/2024	90+ Days	
46000	COVERT COVERT TOWNSHIP	04/28/1986	Status Quo(1)	19	0	0	0.00%	19		8	N	None		11/2024	90+ Days	
4613	DOWAGIAC	07/02/1952	Active	10	1	2	-9.09%	11	8	1	N	17	R	11/2024		
4615	EDWARDSBURG	08/21/1946	Status Quo(1)	26	0	0	0.00%	24		10	N	None		11/2024	90+ Days	
4621	HARTFORD	09/06/1946	Status Quo(1)	12	0	0	0.00%	12		17	N	None		11/2024	90+ Days	
65387	KALAMAZOO WESTSIDE	05/15/2002	Active	13	0	4	-23.53%	24	27	3	Y			11/2025		
4626	LAKESHORE Exc Award (06/30/2025)	12/14/1961	Active	34	0	0	0.00%	28		9	Y	3	N	11/2025		
4627	LAWRENCE	04/12/1948	Active	12	0	0	0.00%	12		1	Y	3	R	11/2025		
4628	LAWTON	08/25/1953	Active	44	2	2	0.00%	45	16	0	Y		N	11/2025		
4629	MARCELLUS	02/02/1970	Active	15	5	0	50.00%	11		1	Y		IP	11/2025		
4631	MATTAWAN Exc Award (06/30/2018, 06/30/2021, 06/30/2022)	10/30/1958	Active	33	2	1	3.13%	34	7	0	Y		N	11/2025		
4632	NEW BUFFALO	03/06/1942	Active	14	0	0	0.00%	18		0	N	None		11/2025		
4633	NILES	08/19/1926	Active	8	1	0	14.29%	5		0	Y	3		11/2025	90+ Days	
4636	PAW PAW Exc Award (06/30/2018, 06/30/2024)	12/05/1968	Active	84	6	2	5.00%	84	28	0	Y		N	11/2025		\$200.00
4638	PORTAGE	01/23/1961	Active	15	0	0	0.00%	14		4	Y	2		11/2025		\$700.00



Club Health Assessment for District 11 B2 through November 2025

						Status					Membership					Reports				Finance		LCIF
						Times in Status Quo in Past 2 Years	Current Member Count **	YTD Members Added	YTD Members Dropped	YTD Net Growth% ***	Member Count 1 Year Ago	Dropped Members Avg.Length of Service	Months Since Membership Update	Current Officers Reported ****	Current President Repeated Term	VP Reported *****	Last Date Reported Service (mm/yyyy)	Account Balance	YTD Donations			
Club Number	Club Name	Charter Date																				
Exc Award (06/30/2018, 06/30/2019, 06/30/2021, 06/30/2022, 06/30/2023)			Active	14	0	0	0.00%	16		5	N			07/2025	90+ Days	\$100.00						
4640	RICHLAND GULL LAKE AREA	03/03/1954																				
Exc Award (06/30/2018)																						
44711	SCHOOLCRAFT	03/25/1985		11	2	0	22.22%	9		4	Y	2	N	11/2024								
4645	SISTER LAKES	03/30/1966		34	4	3	3.03%	33	6	1	Y		N	11/2025								
58272	SOUTH HAVEN BLACK RIVER	05/16/1996		13	1	0	8.33%	16		2	Y		N	11/2025								
Exc Award (06/30/2019, 06/30/2023)																						
4641	ST JOSEPH	06/15/1928		78	4	4	0.00%	77	3	0	Y		N	11/2025								
Exc Award (06/30/2023)																						
78951	STURGIS	04/26/2004		25	0	2	-7.41%	27	2	1	Y		R	11/2025								
4650	THREE RIVERS	12/06/1948	26	3	1	8.33%	28	1	0	Y	2	R	11/2025									
Exc Award (06/30/2018, 06/30/2024)																						
4653	VICKSBURG	04/17/1953	Active	34	0	2	-5.56%	36	17	2	Y		R	11/2025								
4654	WATERVLIET	08/05/1953	Active	15	1	2	-6.25%	17	7	0	Y	5	R	11/2025								
Current Total Clubs Count	YTD New Clubs Count	YTD Cancelled Clubs Count	YTD Net Club Gain	Current Total Members Count	YTD Add	YTD Drop	YTD Net Growth %	Member Count 12 Months Ago	Average Member Count Per Club	% of Clubs with less than 20 members	% No Officer Report in 12 Months	% of Clubs with balance 90+ days	Number of Clubs in Status Quo	% Status Quo Clubs in Financial Suspension	Number of Cancelled Clubs	Average Cancelled Club Age	Members Lost Due to Cancellation	% of Clubs Cancelled for Non-Financial Reasons				
31	0	0	0	756	34	52	-18	-2.33%	796	24	55%	13%	26%	4	100%	0	0	0	0%			

* - P - Priority Club. Cancellation Reasons: 1-Objectives/conduct, 2-Non-active club, 5-Non-existing club, 6-Disbanding, 7-Merger, 8-Financial Suspension, 9-District/Multiple District Dues.

** Red denotes below 15 active members.

*** Red denotes 20% + loss.

**** Y - all 3 (President, Secretary, Treasurer) club officers reported, N - not all 3 reported.

***** Abbreviation: N-New, IP-Immediate Past, R-Repeat.



Club Health Assessment for District 11 C1 through November 2025

			Status	Membership						Reports				Finance		LCIF
Club Number	Club Name	Charter Date	Times in Status Quo in Past 2 Years	Current Member Count **	YTD Members Added	YTD Members Dropped	YTD Net Growth% ***	Member Count 1 Year Ago	Dropped Members Avg.Length of Service	Months Since Membership Update	Current Officers Reported ****	Current President Repeated Term	VP Reported *****	Last Date Reported Service (mm/yyyy)	Account Balance	YTD Donations
Clubs more than two years old																
4598	ALLEGAN	11/21/1945	Active	25	2	1	4.17%	19	33	1	Y	3	N	10/2025		
	Exc Award (06/30/2025)															
4657	ALLENDALE	10/24/1963	Active	10	3	2	11.11%	10	11	0	Y		R	10/2025		\$100.00
31329	ALTO	11/13/1975	Active	22	2	1	4.76%	22	6	0	Y		N	11/2025		\$500.00
4665	CEDAR SPRINGS	03/16/1959	Active	3	0	0	0.00%	3		24	N	None		10/2025		
4668	COOPERSVILLE	02/21/1955	Active	1	0	0	0.00%	1		15	Y	6		07/2025		
31327	DORR TOWNSHIP	11/21/1975	Active	18	0	0	0.00%	18		0	Y			11/2025		
4675	FRUITPORT	10/05/1948	Active	73	1	2	-1.35%	80	4	0	Y		N	11/2025		\$1,000.00
4677	GRAND RAPIDS	11/14/1919	Active	75	0	2	-2.60%	77	17	0	Y	2	R	11/2025		\$4,620.00
4620	HAMILTON	04/21/1960	Active	11	0	2	-15.38%	14	19	0	Y	2	N	09/2025		
4561	HASTINGS	01/31/1950	Active	8	0	0	0.00%	8		19	Y	12		10/2025		
4622	HOPKINS	02/08/1949	Active	16	0	0	0.00%	16		15	Y	13		10/2025		
4597	LAKEWOOD AREA	09/30/1947	Active	46	0	0	0.00%	48		0	Y	2		11/2025		\$200.00
41310	LYONS MUIR LC	05/24/1982	Active	18	0	1	-5.26%	17	22	0	Y	2	R	11/2025		
	Exc Award (06/30/2018)															
4695	MARNE	06/03/1963	Active	23	0	1	-4.17%	24	41	3	Y		N	11/2025		\$450.00
4630	MARTIN	10/26/1953	Active	7	0	1	-12.50%	8	4	2	Y	4	R	11/2025		\$250.00
4577	MIDDLEVILLE	03/21/1955	Active	13	0	0	0.00%	13		5	Y	2		10/2025		
4699	MUSKEGON HOST	12/09/1919	Active	12	0	0	0.00%	12		15	Y	15		09/2025		
36554	MUSKEGON NORTH SIDE	02/26/1979	Active	84	3	1	2.44%	84	3	0	Y		N	11/2025		\$2,850.00
	Exc Award (06/30/2022)															
4581	NASHVILLE	09/29/1942	Active	8	0	1	-11.11%	11	11	2	Y	5		09/2025		
4702	RAVENNA	06/29/1954	Active	58	3	1	3.57%	58	2	3	Y		N	10/2025		\$300.00
4704	ROCKFORD	03/12/1954	Active	91	2	2	0.00%	99	25	0	Y		N	10/2025		\$2,000.00
	Exc Award (06/30/2022)															
29834	SARANAC	10/14/1974	Active	21	0	0	0.00%	23		5	N	None		09/2025		
4711	SPARTA	04/07/1954	Active	32	3	0	10.34%	24		1	Y	2		11/2025		
4714	THORNAPPLE VALLEY	02/02/1954	Active	15	0	0	0.00%	15		6	Y	7		09/2025		



Club Health Assessment for District 11 C1 through November 2025

INTERNATIONAL

						Status		Membership					Reports				Finance		LCIF	
						Times in Status Quo in Past 2 Years		Current Member Count **	YTD Members Added	YTD Members Dropped	YTD Net Growth***	Member Count 1 Year Ago	Dropped Members Avg.Length of Service	Months Since Membership Update	Current Officers Reported ****	Current President Repeated Term	VP Reported *****	Last Date Reported Service (mm/yyyy)	Account Balance	YTD Donations
4718 WYOMING		03/15/1962				Active		20	1	0	5.26%	21		1	Y	3	R	11/2025		\$250.00
Current Total Clubs Count	YTD New Clubs Count	YTD Cancelled Clubs Count	YTD Net Club Gain	Current Total Members Count	YTD Add	YTD Drop	YTD Net Growth	YTD Net Growth %	Member Count 12 Months Ago	Average Member Count Per Club	% of Clubs with less than 20 members	% No Officer Report in 12 Months	% of Clubs with balance 90+ days	Number of Clubs in Status Quo	% Status Quo Clubs in Financial Suspension	Number of Cancelled Clubs	Average Cancelled Club Age	Members Lost Due to Cancellation	% of Clubs Cancelled for Non-Financial Reasons	
25	0	0	0	710	20	18	2	0.28%	725	28	52%	8%	0%	0	0%	0	0	0	0%	

* - P - Priority Club. Cancellation Reasons: 1-Objectives/conduct, 2-Non-active club, 5-Non-existing club, 6-Disbanding, 7-Merger, 8-Financial Suspension, 9-District/Multiple District Dues.
** Red denotes below 15 active members.
*** Red denotes 20% + loss.
**** Y - all 3 (President, Secretary, Treasurer) club officers reported, N - not all 3 reported.
***** Abbreviation: N-New, IP-Immediate Past, R-Repeat.



Club Health Assessment for District 11 C2 through November 2025

			Status	Membership						Reports				Finance	LCIF	
Club Number	Club Name	Charter Date	Times in Status Quo in Past 2 Years	Current Member Count **	YTD Members Added	YTD Members Dropped	YTD Net Growth% ***	Member Count 1 Year Ago	Dropped Members Avg.Length of Service	Months Since Membership Update	Current Officers Reported ****	Current President Repeated Term	VP Reported *****	Last Date Reported Service (mm/yyyy)	Account Balance	YTD Donations
Clubs more than two years old																
4659	ASHLEY	12/07/1953	Active	20	0	1	-4.76%	21	24	4	Y		N	10/2025	90+ Days	
Exc Award (06/30/2017, 06/30/2018, 06/30/2019, 06/30/2022, 06/30/2023)																
145516	Bancroft Lioness	04/22/2021	Active	34	0	0	0.00%	30		5	Y		N	11/2025		\$345.00
Exc Award (06/30/2023, 06/30/2024, 06/30/2025)																
4660	BATH TOWNSHIP L C	03/11/1971	Active	14	0	0	0.00%	14		6	Y	4	N	11/2025		\$1,000.00
Exc Award (06/30/2024)																
4546	BELLEVUE	06/18/1940	Active	7	0	0	0.00%	8		5	Y	7	R	07/2025		
4547	BRETTON WOODS	02/23/1954	Active	25	0	1	-3.85%	26	19	2	Y		N	10/2025		
Exc Award (06/30/2023, 06/30/2024)																
4424	BRIGHTON	04/22/1959	Active(1)	18	5	0	38.46%	26		1	Y	8	R	10/2025		
Exc Award (06/30/2018)																
4549	CHARLOTTE	11/05/1941	Active	15	0	2	-11.76%	17	37	2	N			08/2025		\$300.00
Exc Award (06/30/2023)																
40597	DE WITT BREAKFAST	12/14/1981	Active	47	2	1	2.17%	46	17	0	Y	2	R	08/2025		
Exc Award (06/30/2020, 06/30/2022)																
145512	Delta DeWitt Ledges	04/01/2021	Active	7	0	0	0.00%	8		7	Y		N	06/2025		
4554	DIMONDALE	12/13/1962	Active	8	0	0	0.00%	8		4	Y	9		04/2025		
4742	DURAND	07/01/1969	Active	34	0	0	0.00%	33		5	Y	10	R	11/2025		\$100.00
Exc Award (06/30/2018, 06/30/2019, 06/30/2022, 06/30/2023, 06/30/2024)																
4556	EATON RAPIDS	05/09/1944	Active	15	6	0	66.67%	9		0	Y	4		07/2024		
4673	ELSIE	10/03/1940	Active	33	2	0	6.45%	31		2	Y		N	10/2025		
4557	GRAND LEDGE	04/11/1944	Active	53	0	3	-5.36%	58	17	2	Y	2	R	11/2025		\$3,050.00
Exc Award (06/30/2021, 06/30/2022, 06/30/2024)																
105395	HARTLAND	05/04/2009	Active	15	1	3	-11.76%	18	3	1	Y	5	R	11/2025		\$200.00
Exc Award (06/30/2017, 06/30/2018, 06/30/2019, 06/30/2020, 06/30/2024)																
4563	HOLT	01/30/1968	Active	38	0	0	0.00%	41		5	Y		N	11/2025		
Exc Award (06/30/2019, 06/30/2022)																



Club Health Assessment for District 11 C2 through November 2025

			Membership							Reports				Finance		LCIF			
Club Number	Club Name	Charter Date	Times in Status Quo in Past 2 Years	Current Member Count **	YTD Members Added	YTD Members Dropped	YTD Net Growth***	Member Count 1 Year Ago	Dropped Members Avg.Length of Service	Months Since Membership Update	Current Officers Reported ****	Current President Repeated Term	VP Reported *****	Last Date Reported Service (mm/yyyy)	Account Balance	YTD Donations			
4687	ITHACA	02/20/1951	Cancelled(6*)	0	0	1	-100.00%	6	46	3	N	None		11/2024					
4762	LAINGSBURG LIONS CLUB	04/30/1948		Active	30	1	4	-9.09%	39	5	2	Y			09/2025				
Exc Award (06/30/2018, 06/30/2019)																			
145596	Lansing Capital Lioness	03/24/2021	Active	11	0	0	0.00%	12		5	N			07/2025		\$50.00			
4694	MAPLE VALLEY L C	10/13/1969	Active	13	0	0	0.00%	10		7	Y	9		11/2025					
4575	MASON	06/13/1944	Active	27	2	0	8.00%	25		3	Y		N	09/2025		\$275.00			
Exc Award (06/30/2018)																			
125925	MSU Campus	10/07/2015	Active	5	2	8	-54.55%	9	2	1	Y			10/2024					
4583	OLIVET	05/29/1944	Active	27	0	1	-3.57%	27	12	4	N			10/2025		\$100.00			
4701	OVID	06/23/1954	Active	26	0	3	-10.34%	29	18	0	Y	2	R	08/2025					
137016	Owosso	03/20/2019	Active	20	1	0	5.26%	18		0	Y	4	N	11/2025					
Exc Award (06/30/2023)																			
4705	ST JOHNS	10/13/1948	Active	33	5	1	13.79%	25	27	1	Y	5	R	07/2025					
4706	ST LOUIS ALMA	04/08/1940	Active	8	0	0	0.00%	7		5	Y	7		10/2025		\$100.00			
4588	STOCKBRIDGE	12/18/1951	Active	42	0	1	-2.33%	44	40	0	Y		N	04/2025					
4593	VERMONTVILLE	05/08/1942	Active	8	1	1	0.00%	8	7	1	Y	2		08/2025					
40999	WACOUSTA	03/15/1982	Active	10	0	0	0.00%	10		3	Y	3	R	10/2024					
4596	WEBBERVILLE	04/29/1954	Active(1)	15	0	0	0.00%	17		5	Y	3	N	10/2025					
Current Total Clubs Count	YTD New Clubs Count	YTD Cancelled Clubs Count	YTD Net Club Gain	Current Total Members Count	YTD Add	YTD Drop	YTD Net Growth %	Member Count 12 Months Ago	Average Member Count Per Club	% of Clubs with less than 20 members	% No Officer Report in 12 Months	% of Clubs with balance 90+ days	Number of Clubs in Status Quo	% Status Quo Clubs in Financial Suspension	Number of Cancelled Clubs	Average Cancelled Club Age	Members Lost Due to Cancellation	% of Clubs Cancelled for Non-Financial Reasons	
30	0	1	-1	658	28	31	-3	-0.45%	680	22	50%	0%	3%	0	0%	1	75	1	100%

* - P - Priority Club. Cancellation Reasons: 1-Objectives/conduct, 2-Non-active club, 5-Non-existing club, 6-Disbanding, 7-Merger, 8-Financial Suspension, 9-District/Multiple District Dues.

** Red denotes below 15 active members.

*** Red denotes 20% + loss.

**** Y - all 3 (President, Secretary, Treasurer) club officers reported, N - not all 3 reported.

***** Abbreviation: N-New, IP-Immediate Past, R-Repeat.



Club Health Assessment for District 11 D1 through November 2025

			Status	Membership						Reports				Finance	LCIF	
Club Number	Club Name	Charter Date	Times in Status Quo in Past 2 Years	Current Member Count **	YTD Members Added	YTD Members Dropped	YTD Net Growth% ***	Member Count 1 Year Ago	Dropped Members Avg.Length of Service	Months Since Membership Update	Current Officers Reported ****	Current President Repeated Term	VP Reported *****	Last Date Reported Service (mm/yyyy)	Account Balance	YTD Donations
Clubs more than two years old																
108690	AUBURN WILLIAMS	06/17/2010	Active	34	1	0	3.03%	34		4	Y		N	10/2025		\$250.00
	Exc Award (06/30/2018, 06/30/2020)															
4723	BAY CITY	12/08/1921	Active	181	4	3	0.56%	185	10	0	Y		N	11/2025		
	Exc Award (06/30/2018, 06/30/2020)															
4727	BUENA VISTA TOWNSHIP L C	12/13/1966	Active	18	0	0	0.00%	18		6	Y	9	R	05/2022		\$100.00
4729	CARO	03/16/1943	Active	32	5	4	3.23%	27	16	0	Y	2	R	11/2025		\$50.00
	Exc Award (06/23/2025)															
4730	CARROLLTON	05/02/1967	Active	23	1	0	4.55%	20		4	Y	2	R	06/2020		
4732	CASS CITY	02/15/1954	Active	23	0	0	0.00%	25		5	Y			08/2025		
4733	CHESANING	10/16/1967	Active	14	0	0	0.00%	16		5	Y		N	03/2025		\$1,000.00
4735	CLIO	01/10/1963	Active	10	0	0	0.00%	11		7	Y	5	R	05/2019		\$50.00
4740	DAVISON	10/18/1961	Active	3	0	0	0.00%	3		6	Y	4		04/2025		
4746	FAIRGROVE	10/23/1956	Active	10	0	0	0.00%	10		5	Y	10		05/2019		
4747	FENTON	04/22/1964	Active	21	2	0	10.53%	27		4	Y			10/2025		\$250.00
4788	FLINT EAST FLINT	06/02/1955	Active	12	0	0	0.00%	12		9	Y	11	R	12/2023		
4750	FLUSHING	01/20/1942	Active	34	2	0	6.25%	32		3	Y		N	09/2023	90+ Days	\$50.00
4751	FRANKENMUTH	10/31/1953	Active	74	4	0	5.71%	73		0	Y		N	11/2025	90+ Days	
	Exc Award (06/30/2023)															
4752	FREELAND	12/09/1948	Active	75	3	0	4.17%	73		0	Y		N	10/2025		
32197	GAINES AREA L C	05/12/1976	Active	11	0	0	0.00%	19		5	Y			06/2025		
	Exc Award (06/30/2023)															
4753	GENESEE	01/27/1956	Active	12	0	0	0.00%	14		5	Y			12/2011		
4754	GOODRICH	12/06/1962	Active	14	1	0	7.69%	17		4	Y	2	N	08/2022		
126324	Grand Blanc	12/08/2015	Cancelled(6*)	0	0	5	-100.00%	14	13	2	N	None		06/2025		\$200.00
4758	HEMLOCK	03/09/1949	Active	20	0	0	0.00%	21		5	Y	4	R	07/2020		\$50.00
45570	KINGSTON	12/16/1985	Active	16	0	0	0.00%	17		3	Y	3	N	11/2025		
4764	LENNON	12/05/1972	Active	25	0	0	0.00%	28		5	Y	8		06/2024		\$500.00
4766	LINDEN	03/16/1972	Active	11	0	0	0.00%	14		11	Y		R	08/2025		\$650.00



Club Health Assessment for District 11 D1 through November 2025

				Status							Membership					Reports				Finance		LCIF
Club Number	Club Name	Charter Date		Times in Status Quo in Past 2 Years	Current Member Count **	YTD Members Added	YTD Members Dropped	YTD Net Growth***	Member Count 1 Year Ago	Dropped Members Avg.Length of Service	Months Since Membership Update	Current Officers Reported ****	Current President Repeated Term	VP Reported *****	Last Date Reported Service (mm/yyyy)	Account Balance	YTD Donations					
34740	MAYVILLE	12/01/1977		Active	24	1	0	4.35%	25		4	Y		N	09/2025	90+ Days	\$100.00					
38026	MERRILL	02/25/1980		Active	18	0	2	-10.00%	26	9	0	Y	2		11/2025							
4771	MILLINGTON	01/12/1965		Active	28	1	3	-6.67%	31	4	0	Y		N	11/2025	90+ Days	\$150.00					
4773	MONTROSE	12/11/1946		Active	14	1	0	7.69%	16		0	Y	5		11/2024							
4777	OTISVILLE	06/07/1949		Active	23	0	0	0.00%	25		11	Y	4	N	06/2019		\$25.00					
58851	SAGINAW	11/15/1996		Active	17	0	1	-5.56%	22	15	4	Y	2	R	05/2019		\$50.00					
4797	SHIELDS	01/29/1964		Active	25	0	0	0.00%	27		2	Y			06/2025		\$1,000.00					
4793	ST CHARLES	09/30/1942		Active	14	0	0	0.00%	20		5	Y	7		01/2022							
4799	SWARTZ CREEK	12/17/1969		Active	6	0	0	0.00%	9		5	Y	8		01/2022							
67166	VASSAR	01/31/2003		Active	12	4	1	33.33%	9	12	1	Y	5		04/2017							
4803	ZILWAUKEE	03/06/1956		Active	17	0	0	0.00%	15		6	Y	4		10/2025							
Current Total Clubs Count	YTD New Clubs Count	YTD Cancelled Clubs Count	YTD Net Club Gain	Current Total Members Count	YTD Add	YTD Drop	YTD Net Growth	Member Count 12 Months Ago	Average Member Count Per Club	% of Clubs with less than 20 members	% No Officer Report in 12 Months	% of Clubs with balance 90+ days	Number of Clubs in Status Quo	% Status Quo Clubs in Financial Suspension	Number of Cancelled Clubs	Average Cancelled Club Age	Members Lost Due to Cancellation	% of Clubs Cancelled for Non-Financial Reasons				
33	0	1	-1	871	30	19	11	1.28%	935	26	55%	0%	12%	0	0%	1	10	5	100%			

* - P - Priority Club. Cancellation Reasons: 1-Objectives/conduct, 2-Non-active club, 5-Non-existing club, 6-Disbanding, 7-Merger, 8-Financial Suspension, 9-District/Multiple District Dues.

** Red denotes below 15 active members.

*** Red denotes 20% + loss.

**** Y - all 3 (President, Secretary, Treasurer) club officers reported, N - not all 3 reported.

***** Abbreviation: N-New, IP-Immediate Past, R-Repeat.



Club Health Assessment for District 11 D2 through November 2025

			Status	Membership						Reports				Finance		LCIF
Club Number	Club Name	Charter Date	Times in Status Quo in Past 2 Years	Current Member Count **	YTD Members Added	YTD Members Dropped	YTD Net Growth% ***	Member Count 1 Year Ago	Dropped Members Avg.Length of Service	Months Since Membership Update	Current Officers Reported ****	Current President Repeated Term	VP Reported *****	Last Date Reported Service (mm/yyyy)	Account Balance	YTD Donations
Clubs more than two years old																
4473	ALGONAC	04/26/1940	Active	62	2	16	-18.42%	83	4	0	Y		N	11/2025	90+ Days	\$1,000.00
4720	ALMONT	03/08/1944	Active	41	1	0	2.50%	39		2	Y		N	09/2025		
4490	ANCHOR BAY	02/04/1958	Status Quo(2)	14	0	0	0.00%	14		0	Y	10		09/2025		
51591	APPLEGATE	04/26/1991	Active	15	0	0	0.00%	15		14	Y	5		11/2025		
4721	BAD AXE	01/11/1937	Active	35	0	1	-2.78%	31	51	2	Y		N	09/2025		
4478	BERVILLE	06/17/1948	Active	111	5	2	2.78%	114	2	0	Y		N	09/2025	90+ Days	
4482	CAPAC	01/28/1948	Active	15	0	0	0.00%	7		5	Y	9		09/2025		
4731	CARSONVILLE	06/13/1945	Status Quo(2)	22	0	1	-4.35%	23	5	1	Y		N	09/2025		
4739	CROSWELL	12/06/1946	Active	11	0	2	-15.38%	14	2	1	Y			07/2025		
127843	Deckerville	06/23/2016	Active	13	0	2	-13.33%	15	4	0	Y	2	N	09/2025		
4743	ELBA TOWNSHIP L C	03/13/1969	Active	4	0	0	0.00%	4		16	Y	5		09/2025		\$200.00
4744	ELKTON	02/10/1960	Active	47	3	4	-2.08%	56	3	0	Y		N	11/2025		
4489	EMMETT	02/09/1949	Active	51	0	0	0.00%	52		5	Y			09/2025		
4493	FORT GRATIOT TOWNSHIP	08/05/1948	Cancelled(6*)	0	0	0	0.00%	1		5	N	None		09/2025		
126382	Frieburg Saint Ignatius	12/29/2015	Active	20	0	0	0.00%	20		12	Y	11		09/2025		
4756	HADLEY	02/25/1969	Active	23	3	0	15.00%	21		0	Y		R	11/2025	90+ Days	
4757	HARBOR BEACH	11/11/1938	Status Quo(1)	4	0	0	0.00%	28		5	N	None		09/2025		
4496	HARSENS ISLAND	01/13/1948	Active	28	1	0	3.70%	27		3	Y	10	R	09/2025		
145510	Harsens Island Lioness's	03/03/2021	Active	28	0	0	0.00%	31		5	Y	6	R	09/2025		
4759	IMLAY CITY	04/05/1949	Active	13	0	0	0.00%	13		15	Y	4		09/2025		
4500	JEDDO	02/03/1965	Active	19	1	0	5.56%	16		4	Y		N	09/2025		
4763	LAPEER	02/26/1954	Active	10	0	0	0.00%	12		0	Y		IP	09/2025		
4765	LEXINGTON	09/06/1939	Active	17	0	2	-10.53%	15	19	4	Y	8	N	09/2025		
4506	MARINE CITY	11/17/1938	Active	7	0	0	0.00%	12		0	Y	4	R	09/2025		
4768	MARLETTE	05/16/1952	Active	26	2	0	8.33%	24		1	Y		N	11/2025		
Exc Award (06/30/2023, 06/30/2024)																
4507	MARYSVILLE	02/17/1941	Active	27	4	2	8.00%	26	25	0	Y		N	09/2025		\$200.00



Club Health Assessment for District 11 D2 through November 2025

			Status		Membership					Reports				Finance		LCIF			
Club Number	Club Name	Charter Date	Times in Status Quo in Past 2 Years	Current Member Count **	YTD Members Added	YTD Members Dropped	YTD Net Growth***	Member Count 1 Year Ago	Dropped Members Avg.Length of Service	Months Since Membership Update	Current Officers Reported ****	Current President Repeated Term	VP Reported *****	Last Date Reported Service (mm/yyyy)	Account Balance	YTD Donations			
Exc Award (06/30/2023)																			
4508	MEMPHIS	05/19/1941	Active	25	2	0	8.70%	28		4	Y		N	09/2025					
4769	METAMORA	09/25/1948	Active	76	5	7	-2.56%	71	9	0	Y	2	R	09/2025					
137272	Metamora Lioness	01/29/2019	Active	11	0	2	-15.38%	11	5	4	Y		N	07/2025					
4772	MINDEN CITY	06/29/1944	Active	11	1	5	-26.67%	15	6	0	Y	2		09/2025					
4776	NORTH BRANCH	10/06/1970	Active	25	4	0	19.05%	21		4	Y		IP	09/2025					
4778	OTTER LAKE	09/08/1964	Active	6	0	0	0.00%	6		15	Y	7	N	10/2025					
4779	OWENDALE	03/11/1959	Cancelled(6*)	0	0	1	-100.00%	9	66	3	N	None		07/2025					
4515	PEARL BEACH	10/02/1947	Active	21	5	0	31.25%	18		0	Y			09/2025		\$1,710.00			
51094	PECK	12/04/1990	Active	12	0	0	0.00%	11		6	Y	2	N	09/2025					
4782	PIGEON	10/20/1948	Active	39	0	0	0.00%	38		13	Y		N	09/2025					
4784	PORT AUSTIN	01/02/1941	Active	69	4	3	1.47%	70	10	1	Y	2	R	09/2025		\$1,500.00			
4517	PORT HURON HOST	02/18/1920	Active	49	15	0	44.12%	47		3	Y		N	09/2025		\$11,000.00			
4785	PORT SANILAC	12/17/1946	Active	4	1	0	33.33%	7		3	Y			09/2025					
4524	RUBY	10/12/1948	Active	23	0	0	0.00%	25		6	Y		R	09/2025					
4525	SAINT CLAIR	03/15/1926	Status Quo(1)	19	0	0	0.00%	15		10	N	None		09/2025	90+ Days				
4794	SANDUSKY	06/28/1937	Active	21	0	0	0.00%	26		5	Y		R	09/2025					
4800	UBLY	04/30/1940	Active	23	0	0	0.00%	24		0	Y		N	09/2025		\$2,750.00			
Exc Award (06/30/2021)																			
4796	USA	02/12/1959	Active	35	16	1	75.00%	20	34	0	Y		N	09/2025		\$4,020.00			
4540	YALE	01/14/1948	Active	33	0	0	0.00%	31		7	Y	8	R	09/2025					
Current Total Clubs Count	YTD New Clubs Count	YTD Cancelled Clubs Count	YTD Net Club Gain	Current Total Members Count	YTD Add	YTD Drop	YTD Net Growth	Member Count 12 Months Ago	Average Member Count Per Club	% of Clubs with less than 20 members	% No Officer Report in 12 Months	% of Clubs with balance 90+ days	Number of Clubs in Status Quo	% Status Quo Clubs in Financial Suspension	Number of Cancelled Clubs	Average Cancelled Club Age	Members Lost Due to Cancellation	% of Clubs Cancelled for Non-Financial Reasons	
43	0	2	-2	1,165	75	51	24	2.10%	1,206	27	42%	0%	12%	4	100%	2	72	1	100%



Club Health Assessment for District 11 D2 through November 2025

INTERNATIONAL

			Status	Membership					Reports				Finance	LCIF		
Club Number	Club Name	Charter Date	Times in Status Quo in Past 2 Years	Current Member Count **	YTD Members Added	YTD Members Dropped	YTD Net Growth% ***	Member Count 1 Year Ago	Dropped Members Avg.Length of Service	Months Since Membership Update	Current Officers Reported ****	Current President Repeated Term	VP Reported *****	Last Date Reported Service (mm/yyyy)	Account Balance	YTD Donations

* - P - Priority Club. Cancellation Reasons: 1-Objectives/conduct, 2-Non-active club, 5-Non-existing club, 6-Disbanding, 7-Merger, 8-Financial Suspension, 9-District/Multiple District Dues.

** Red denotes below 15 active members.


*** Red denotes 20% + loss.

**** Y - all 3 (President, Secretary, Treasurer) club officers reported, N - not all 3 reported.

***** Abbreviation: N-New, IP-Immediate Past, R-Repeat.



Club Health Assessment for District 11 E1 through November 2025

			Status	Membership						Reports				Finance	LCIF	
Club Number	Club Name	Charter Date	Times in Status Quo in Past 2 Years	Current Member Count **	YTD Members Added	YTD Members Dropped	YTD Net Growth% ***	Member Count 1 Year Ago	Dropped Members Avg.Length of Service	Months Since Membership Update	Current Officers Reported ****	Current President Repeated Term	VP Reported *****	Last Date Reported Service (mm/yyyy)	Account Balance	YTD Donations
Clubs more than two years old																
4806	ARCADIA	12/04/1970	Active	50	0	0	0.00%	52		5	Y		N	04/2025		
37417	BALDWIN	07/02/1979	Active	7	0	2	-22.22%	7	4	0	Y	4	R	04/2025		
Exc Award (06/30/2018)																
33996	BARRYTON	06/08/1977	Active	10	1	0	11.11%	9		4	Y	24		09/2022	90+ Days	
4661	BIG RAPIDS	02/22/1938	Active	22	0	0	0.00%	23		4	N		R	10/2025		\$1,000.00
Exc Award (06/30/2018)																
4814	CADILLAC	11/23/1943	Active	16	0	2	-11.11%	19	36	2	Y		N	09/2025		\$400.00
4815	CEDAR MAPLE CITY	10/05/1964	Active	22	1	0	4.76%	21		2	Y		N	09/2025		\$250.00
4708	CENTRAL MONTCALM	04/10/1935	Active	25	0	0	0.00%	25		5	Y	8	N	11/2025		\$150.00
36798	CHIPPEWA LAKE MECOSTA	03/30/1979	Active	17	0	0	0.00%	18		6	Y		IP	08/2025		
Exc Award (06/30/2023)																
4736	COLEMAN	09/06/1940	Active	22	0	2	-8.33%	23	24	0	Y		N	11/2025	90+ Days	\$210.00
Exc Award (06/30/2018, 06/30/2022, 06/30/2023, 06/30/2024)																
4669	CRYSTAL	11/26/1951	Active	28	0	0	0.00%	21		6	Y	3	R	08/2025		
Exc Award (06/30/2018)																
4672	EDMORE	07/27/1950	Active	18	0	0	0.00%	19		5	Y	2	R	12/2024	90+ Days	
4825	EMPIRE	01/12/1953	Active	69	4	3	1.47%	66	15	1	Y		N	10/2025		
Exc Award (06/30/2024)																
4826	EVART	04/18/1947	Active	17	0	0	0.00%	13		4	N	9		10/2025		
4674	FREMONT	05/03/1960	Active	25	0	0	0.00%	23		6	Y		N	10/2025		\$100.00
4681	GREENVILLE	05/11/1936	Active(1)	38	3	0	8.57%	37		0	Y	2	N	07/2025		\$1,000.00
4833	HARRISON	11/15/1967	Active(1)	25	8	5	13.64%	36	21	1	N			11/2025		\$300.00
36686	HART	03/09/1979	Active	18	0	1	-5.26%	16	1	2	Y		N	09/2025		\$500.00
4684	HOWARD CITY	02/26/1970	Active	10	2	0	25.00%	9		4	Y	5	R	09/2024	90+ Days	
4839	KALEVA	10/01/1962	Active	16	0	0	0.00%	16		5	Y	5		10/2025		\$100.00
41778	LAKE ANN	08/30/1982	Active	30	3	3	0.00%	32	9	0	Y		N	11/2025		
4692	LAKEVIEW	06/08/1959	Active	16	3	0	23.08%	13		1	Y		N	10/2025		
36096	LUTHER	10/05/1978	Active	42	2	1	2.44%	52	0	1	Y	3	R	03/2025	90+ Days	\$200.00



Club Health Assessment for District 11 E1 through November 2025

			Status	Membership						Reports				Finance	LCIF	
Club Number	Club Name	Charter Date	Times in Status Quo in Past 2 Years	Current Member Count **	YTD Members Added	YTD Members Dropped	YTD Net Growth% ***	Member Count 1 Year Ago	Dropped Members Avg.Length of Service	Months Since Membership Update	Current Officers Reported ****	Current President Repeated Term	VP Reported *****	Last Date Reported Service (mm/yyyy)	Account Balance	YTD Donations
4846	MANISTEE	05/07/1957	Active	11	0	0	0.00%	11		4	Y		N	09/2024	90+ Days	
4848	MESICK	04/21/1952	Active	16	1	0	6.67%	13		5	Y	3		12/2024		\$300.00
4770	MIDLAND	12/19/1933	Active	48	2	1	2.13%	52	65	0	Y	2	R	11/2025		\$1,500.00
Exc Award (06/30/2018)																
4698	MOUNT PLEASANT	05/04/1939	Active	41	1	1	0.00%	45	0	0	Y		N	07/2025	90+ Days	
4850	NORTHPORT	11/05/1952	Active	61	22	1	52.50%	45	0	0	Y		N	08/2025		
4852	ONEKAMA	05/01/1967	Active	39	5	0	14.71%	39		2	Y		N	08/2025		\$500.00
4703	REMUS	10/05/1938	Active	6	0	0	0.00%	7		10	Y	18		05/2024		
39132	SAND LAKE	12/22/1980	Active	4	0	0	0.00%	4		21	Y	9		11/2025		
4707	SHEPHERD	05/05/1972	Active	15	3	0	25.00%	13		0	Y	3	N	11/2025		
4713	STANWOOD	08/30/1966	Active	16	0	5	-23.81%	21	11	4	Y	3	N	11/2025		
Exc Award (06/30/2022)																
4861	TRAVERSE CITY	09/29/1943	Active	10	0	0	0.00%	10		17	Y	8	R	11/2024		
4715	WEIDMAN	01/17/1957	Active	24	1	2	-4.00%	25	2	0	Y		N	11/2025		\$1,000.00
Exc Award (06/30/2018)																
4716	WHITE CLOUD	10/21/1970	Active	43	0	4	-8.51%	46	26	1	Y		N	10/2025		\$100.00
Exc Award (06/30/2018, 06/30/2019, 06/30/2020, 06/30/2021, 06/30/2023, 06/30/2024)																

Clubs Cancelled Previous Fiscal Year – Clubs Cancelled within last 12 months may be reinstated

Club Number	Club Name	Charter Date	Current Status*	Cancellation Date
4664	CARSON CITY	07/10/1934	Cancelled(6*)	05/29/2025
4827	FRANKFORT	02/25/1953	Cancelled(6*)	06/29/2025
33206	VESTABURG	01/18/1977	Cancelled(6*)	09/29/2024

Current Total Clubs Count	YTD New Clubs Count	YTD Cancelled Clubs Count	YTD Net Club Gain	Current Total Members Count	YTD Add	YTD Drop	YTD Net Growth	YTD Net Growth %	Member Count 12 Months Ago	Average Member Count Per Club	% of Clubs with less than 20 members	% No Officer Report in 12 Months	% of Clubs with balance 90+ days	Number of Clubs in Status Quo	% Status Quo Clubs in Financial Suspension	Number of Cancelled Clubs	Average Cancelled Club Age	Members Lost Due to Cancellation	% of Clubs Cancelled for Non-Financial Reasons
35	0	0	0	877	62	33	29	3.42%	881	25	49%	0%	20%	0	0%	0	0	0	0%



Club Health Assessment for District 11 E1 through November 2025

			Status		Membership					Reports				Finance	LCIF	
Club Number	Club Name	Charter Date	Times in Status Quo in Past 2 Years	Current Member Count **	YTD Members Added	YTD Members Dropped	YTD Net Growth% ***	Member Count 1 Year Ago	Dropped Members Avg.Length of Service	Months Since Membership Update	Current Officers Reported ****	Current President Repeated Term	VP Reported *****	Last Date Reported Service (mm/yyyy)	Account Balance	YTD Donations

* - P - Priority Club. Cancellation Reasons: 1-Objectives/conduct, 2-Non-active club, 5-Non-existing club, 6-Disbanding, 7-Merger, 8-Financial Suspension, 9-District/Multiple District Dues.

** Red denotes below 15 active members.

*** Red denotes 20% + loss.

**** Y - all 3 (President, Secretary, Treasurer) club officers reported, N - not all 3 reported.

***** Abbreviation: N-New, IP-Immediate Past, R-Repeat.




Club Health Assessment for District 11 E2 through November 2025

			Status	Membership						Reports				Finance	LCIF	
Club Number	Club Name	Charter Date	Times in Status Quo in Past 2 Years	Current Member Count **	YTD Members Added	YTD Members Dropped	YTD Net Growth% ***	Member Count 1 Year Ago	Dropped Members Avg.Length of Service	Months Since Membership Update	Current Officers Reported ****	Current President Repeated Term	VP Reported *****	Last Date Reported Service (mm/yyyy)	Account Balance	YTD Donations
Clubs more than two years old																
4805	ALPENA	11/22/1926	Active	39	1	7	-13.33%	51	11	0	N	2	N	09/2025		\$347.00
40102	ALPENA EVENING	06/29/1981	Active	5	0	0	0.00%	5		49	Y	5		05/2023		
4810	BEAVERTON	12/08/1943	Active	30	0	1	-3.23%	32	40	3	Y	2	R	11/2025		
4813	BOYNE VALLEY L C	05/03/1967	Active	24	0	5	-17.24%	28	15	0	Y	3	N	10/2025		
	Exc Award (06/30/2018)															
4816	CENTRAL LAKE	05/23/1950	Active	62	7	0	12.73%	60		2	Y		N	10/2025		\$300.00
	Exc Award (06/30/2021)															
4817	CHARLEVOIX	10/18/1961	Active	65	4	1	4.84%	61	6	0	Y		IP	10/2025	90+ Days	\$500.00
4818	CHEBOYGAN	06/02/1958	Active	6	0	1	-14.29%	7	7	0	Y	3	R	09/2025		\$100.00
4820	EAST JORDAN	02/21/1968	Active	37	1	0	2.78%	39		4	Y			11/2025		\$750.00
	Exc Award (06/30/2024)															
4823	ELK RAPIDS	06/04/1969	Active	8	0	0	0.00%	9		4	Y	3	N	08/2025		\$1,000.00
36866	GLENNIE	04/20/1979	Active	14	0	0	0.00%	14		5	Y	13	N	11/2024		\$200.00
31846	GRAYLING INC	03/15/1976	Active	10	0	1	-9.09%	12	14	3	Y	3	R	09/2025		\$250.00
4831	HALE	08/20/1958	Active	6	0	0	0.00%	20		4	N	7	R	05/2025		
4834	HARRISVILLE	06/05/1940	Active	21	0	2	-8.70%	22	17	0	Y	12	R	12/2018		
39134	HILLMAN	12/05/1980	Active	17	2	0	13.33%	15		4	Y	7		10/2025		\$359.00
	Exc Award (06/30/2021)															
4836	HUBBARD LAKE	11/22/1971	Active	13	0	0	0.00%	15		6	Y	2	N	08/2025		
4837	INDIAN RIVER	03/31/1953	Active	27	4	0	17.39%	26		0	Y	8	R	10/2025		
4841	LEWISTON	05/22/1952	Active	22	2	0	10.00%	19		1	Y	2	N	08/2025		\$100.00
75898	LEWISTON LIONESS	06/30/2003	Active	33	0	2	-5.71%	42	12	1	Y		N	10/2025		\$50.00
4842	LINCOLN	02/15/1945	Active	75	16	3	20.97%	60	19	0	Y	2	R	04/2023		
4844	MACKINAW CITY	09/16/1947	Active	18	3	3	0.00%	23	25	3	Y	2	R	11/2025		\$10.00
4849	MIO	10/11/1946	Active	16	0	0	0.00%	14		9	Y	9		11/2025		\$500.00
4853	OSCODA	10/03/1963	Active	63	1	0	1.61%	58		3	Y			07/2025		\$80.00
4855	PETOSKEY	08/24/1943	Active	10	0	0	0.00%	10		19	Y	5		08/2025		
29836	ROSCOMMON HIGGINS LAKE	10/11/1974	Active	14	0	0	0.00%	14		5	Y		N	09/2025		\$500.00



Club Health Assessment for District 11 E2 through November 2025

			Status	Membership					Reports					Finance	LCIF	
Club Number	Club Name	Charter Date	Times in Status Quo in Past 2 Years	Current Member Count **	YTD Members Added	YTD Members Dropped	YTD Net Growth% ***	Member Count 1 Year Ago	Dropped Members Avg.Length of Service	Months Since Membership Update	Current Officers Reported ****	Current President Repeated Term	VP Reported *****	Last Date Reported Service (mm/yyyy)	Account Balance	YTD Donations
4858	ROSE CITY	06/30/1954	Active	11	0	0	0.00%	14		5	Y	3		12/2023		

Clubs Cancelled Previous Fiscal Year – Clubs Cancelled within last 12 months may be reinstated

Club Number	Club Name	Charter Date	Current Status*	Cancellation Date
4835	HOUGHTON LAKE	03/14/1960	Cancelled(6*)	01/29/2025

Current Total Clubs Count	YTD New Clubs Count	YTD Cancelled Clubs Count	YTD Net Club Gain	Current Total Members Count	YTD Add	YTD Drop	YTD Net Growth	YTD Net Growth %	Member Count 12 Months Ago	Average Member Count Per Club	% of Clubs with less than 20 members	% No Officer Report in 12 Months	% of Clubs with balance 90+ days	Number of Clubs in Status Quo	% Status Quo Clubs in Financial Suspension	Number of Cancelled Clubs	Average Cancelled Club Age	Members Lost Due to Cancellation	% of Clubs Cancelled for Non-Financial Reasons
25	0	0	0	646	41	26	15	2.38%	670	26	52%	0%	4%	0	0%	0	0	0	0%

* - P - Priority Club. Cancellation Reasons: 1-Objectives/conduct, 2-Non-active club, 5-Non-existing club, 6-Disbanding, 7-Merger, 8-Financial Suspension, 9-District/Multiple District Dues.

** Red denotes below 15 active members.

*** Red denotes 20% + loss.

**** Y - all 3 (President, Secretary, Treasurer) club officers reported, N - not all 3 reported.

***** Abbreviation: N-New, IP-Immediate Past, R-Repeat.




Club Health Assessment for District 12 L through November 2025

			Status	Membership						Reports				Finance		LCIF
Club Number	Club Name	Charter Date	Times in Status Quo in Past 2 Years	Current Member Count **	YTD Members Added	YTD Members Dropped	YTD Net Growth% ***	Member Count 1 Year Ago	Dropped Members Avg.Length of Service	Months Since Membership Update	Current Officers Reported ****	Current President Repeated Term	VP Reported *****	Last Date Reported Service (mm/yyyy)	Account Balance	YTD Donations
Clubs less than two years old																
181988	Dyersburg	05/16/2025	Active	23	3	0	15.00%	0		3	Y	2	R	08/2025		\$112.00
Clubs more than two years old																
4864	ADAMSVILLE	11/28/1944	Active	18	0	0	0.00%	17		9	Y	3		06/2025		
107948	BARTLETT	04/02/2010	Active	22	3	2	4.76%	25	1	1	Y			10/2025		\$258.00
Exc Award (06/30/2018, 06/30/2019, 06/30/2022, 06/30/2023)																
4873	BRUCETON	08/08/1933	Active	23	0	0	0.00%	21		8	Y	12	N	02/2025		
4874	CAMDEN	01/03/1939	Active	29	2	0	7.41%	30		2	Y		N	06/2025		\$40.00
Exc Award (06/30/2024)																
4875	CHESTER COUNTY	04/10/1945	Active	27	1	7	-18.18%	36	23	1	Y		N	01/2025	90+ Days	\$1,006.00
4876	COVINGTON	11/05/1925	Active	22	1	0	4.76%	21		2	N		N	05/2025		
4880	DYER	02/27/1942	Active(1)	11	0	1	-8.33%	13	31	0	Y		R	11/2025		
4884	GERMANTOWN	08/07/1972	Active	22	0	1	-4.35%	26	32	4	Y		N	06/2025		
4888	HUMBOLDT	01/01/1940	Active	21	1	4	-12.50%	34	7	0	Y			10/2025		
Exc Award (06/30/2025)																
4889	HUNTINGDON	07/31/1933	Active	31	3	1	6.90%	30	3	0	Y	3	R	11/2025		
4890	JACKSON	06/05/1937	Active	6	0	0	0.00%	10		6	Y	8		05/2025		
4891	JACKSON OLD HICKORY	05/07/1973	Active	21	2	0	10.53%	13		3	Y	3	R	10/2025		\$15.00
Exc Award (06/30/2025)																
4920	LAKE COUNTY	06/23/1931	Active	23	0	0	0.00%	22		10	N		N	05/2025		
40499	LAKELAND	11/04/1981	P- Active	6	0	2	-25.00%	24	3	0	Y			06/2025		
Exc Award (06/30/2018)																
4893	LEXINGTON	09/24/1947	Active	20	0	0	0.00%	20		8	Y		N	10/2025		\$12.00
4897	MEDINA	03/21/1946	Active	23	0	0	0.00%	21		5	Y	2	N	05/2025		\$12.00
4898	MEMPHIS DOWNTOWN	12/18/1916	Active	6	0	0	0.00%	5		5	Y	3	R	02/2025		
Exc Award (06/30/2024)																
128947	Memphis Hamilton Eye Institute	10/07/2016	Active	50	0	0	0.00%	61		5	Y		N	03/2025		
78297	MEMPHIS SOUTHERN COLLEGE OF OPTOMETRY	02/23/2004	Active	23	9	1	53.33%	6	1	0	Y		R	05/2025		



Club Health Assessment for District 12 L through November 2025

		Membership								Reports				Finance		LCIF		
Club Number	Club Name	Charter Date	Status		Membership					Reports		Reports		Finance		LCIF		
			Times in Status Quo in Past 2 Years	Current Member Count **	YTD Members Added	YTD Members Dropped	YTD Net Growth***	Member Count 1 Year Ago	Dropped Members Avg.Length of Service	Months Since Membership Update	Current Officers Reported ****	Current President Repeated Term	VP Reported *****	Last Date Reported Service (mm/yyyy)	Account Balance	YTD Donations		
4903	MIDDLETON	02/22/1965	P- Active(1)	7	0	1	-12.50%	8	12	4	Y	2	R	06/2025	90+ Days	\$1,015.00		
4904	MILAN	01/02/1936	Active(1)	19	0	0	0.00%	19		13	Y	5		06/2025				
4905	MILLINGTON	02/24/1953	Active	14	1	0	7.69%	16		2	Y	11	R	06/2025				
4909	PARIS	05/11/1921	Active	54	1	0	1.89%	53		1	Y		N	09/2025				
4877	PARSONS	03/30/1938	Active	21	0	0	0.00%	19		10	Y		N	10/2024				
149157	Puryear	12/02/2021	Active	22	0	2	-8.33%	20	2	4	Y		N	11/2025				
4913	SAVANNAH	04/27/1936	Active	18	0	0	0.00%	18		7	Y	3	R	11/2025				
4914	SCOTTS HILL	03/30/1948	Active	20	5	1	25.00%	16	65	1	Y		N	05/2025				
4915	SELMER	10/07/1937	Active	15	0	0	0.00%	15		12	Y	12	R	03/2025				
4923	TRIMBLE	05/19/1953	Active	13	3	0	30.00%	10		2	Y	2		11/2024				
4924	TROY	04/27/1953	Active(1)	11	1	1	0.00%	9	1	1	Y	13	R	03/2025				
Current Total Clubs Count	YTD New Clubs Count	YTD Cancelled Clubs Count	YTD Net Club Gain	Current Total Members Count	YTD Add	YTD Drop	YTD Net Growth	Member Count 12 Months Ago	Average Member Count Per Club	% of Clubs with less than 20 members	% No Officer Report in 12 Months	% of Clubs with balance 90+ days	Number of Clubs in Status Quo	% Status Quo Clubs in Financial Suspension	Number of Cancelled Clubs	Average Cancelled Club Age	Members Lost Due to Cancellation	% of Clubs Cancelled for Non-Financial Reasons
31	0	0	0	641	36	24	1.91%	638	21	39%	0%	6%	0	0%	0	0	0	0%

* - P - Priority Club. Cancellation Reasons: 1-Objectives/conduct, 2-Non-active club, 5-Non-existing club, 6-Disbanding, 7-Merger, 8-Financial Suspension, 9-District/Multiple District Dues.

** Red denotes below 15 active members.

*** Red denotes 20% + loss.

**** Y - all 3 (President, Secretary, Treasurer) club officers reported, N - not all 3 reported.

***** Abbreviation: N-New, IP-Immediate Past, R-Repeat.



Club Health Assessment for District 12 I through November 2025

			Status	Membership						Reports				Finance	LCIF	
Club Number	Club Name	Charter Date	Times in Status Quo in Past 2 Years	Current Member Count **	YTD Members Added	YTD Members Dropped	YTD Net Growth% ***	Member Count 1 Year Ago	Dropped Members Avg.Length of Service	Months Since Membership Update	Current Officers Reported ****	Current President Repeated Term	VP Reported *****	Last Date Reported Service (mm/yyyy)	Account Balance	YTD Donations
Clubs more than two years old																
4928	ARDMORE	12/14/1953	Active	21	0	0	0.00%	22		8	Y		N	04/2025		
4929	ASHLAND CITY	04/27/1945	Active	14	0	2	-12.50%	14	2	0	Y	4	R	06/2023		
4930	BELFAST	07/03/1951	Active	19	0	0	0.00%	19		20	Y	2	N	04/2025		
4935	CENTERVILLE	12/14/1938	Active(1)	17	0	0	0.00%	17		19	Y	4		06/2022		
4936	CHAPEL HILL	05/31/1946	Active	76	1	1	0.00%	77	12	2	Y		N	11/2025	90+ Days	\$609.00
Exc Award (06/30/2016)																
4937	CHARLOTTE	06/03/1947	Active	17	0	0	0.00%	19		1	Y	2	R	10/2025		
60389	CHEATHAM COUNTY	02/23/1998	Active	13	0	0	0.00%	17		7	Y	4	N	10/2025		
46271	CLARKSVILLE QUEEN CITY	06/24/1986	Active	20	2	0	11.11%	19		1	Y	2	R	11/2025		\$33.00
Exc Award (06/30/2019, 06/30/2024)																
4939	COLLEGE GROVE	07/05/1948	Active	11	0	0	0.00%	12		11	Y	2	N	04/2024		
115293	COLUMBIA	10/14/2011	Active	13	1	0	8.33%	15		1	Y		N	11/2025		
132268	Columbia United	07/20/2017	Active	15	0	2	-11.76%	21	2	1	Y		IP	09/2025		
4943	CORNERSVILLE	03/01/1946	Active	21	0	1	-4.55%	22	6	2	Y		N	07/2023	90+ Days	
4944	CULLEOKA	04/18/1972	Active	34	0	0	0.00%	34		29	N	None	R	04/2022		
4945	DICKSON	07/18/1933	Active	29	0	1	-3.33%	32	1	0	Y		N	11/2025		\$250.00
Exc Award (06/30/2024)																
4946	DONELSON	05/30/1947	Active	40	0	3	-6.98%	48	15	2	Y	2	N	11/2025		\$750.00
Exc Award (06/30/2017)																
121661	East Hickman	03/25/2014	Active	12	0	0	0.00%	14		5	Y		IP	11/2025		
4948	FAIRVIEW	10/23/1958	Active	10	2	0	25.00%	9		0	N	11		05/2024	90+ Days	
4951	FRANKLIN	05/08/1945	Active	37	1	3	-5.13%	43	5	1	Y		N	09/2025	90+ Days	
32198	HOUSTON COUNTY L C	05/24/1976	Active	19	2	1	5.56%	22	17	0	Y	2	R	10/2025		
Exc Award (06/30/2019)																
4961	LAWRENCEBURG	06/28/1935	Active	36	3	2	2.86%	25	12	0	Y			11/2025		
Exc Award (06/30/2018)																
4963	LEWISBURG	06/23/1937	Active	24	0	1	-4.00%	28	30	1	Y		N	11/2025		
4965	LORETTO	01/17/1951	Active	32	3	3	0.00%	31	41	0	Y		N	07/2025		



Club Health Assessment for District 12 I through November 2025

INTERNATIONAL

			Status	Membership						Reports				Finance	LCIF	
Club Number	Club Name	Charter Date	Times in Status Quo in Past 2 Years	Current Member Count **	YTD Members Added	YTD Members Dropped	YTD Net Growth% ***	Member Count 1 Year Ago	Dropped Members Avg.Length of Service	Months Since Membership Update	Current Officers Reported ****	Current President Repeated Term	VP Reported *****	Last Date Reported Service (mm/yyyy)	Account Balance	YTD Donations
78056	LORETTO LIONESS LIONS	01/08/2004	Active	24	1	2	-4.00%	26	21	3	Y		N	10/2025		
37783	MC EWEN	12/05/1979	Active	6	0	0	0.00%	6		20	Y		N	11/2025	90+ Days	
4971	MT PLEASANT MAURY COUNTY	04/23/1951	Active	23	2	0	9.52%	22		4	Y	3	N	05/2024	90+ Days	
4975	NASHVILLE	02/12/1920	Active	25	0	0	0.00%	24		4	Y		N	07/2025		\$800.00
4982	NEW JOHNSONVILLE	11/20/1958	Active(1)	7	0	0	0.00%	7		7	Y	12		03/2025		
4983	NOLENSVILLE	10/12/1955	Active	56	3	2	1.82%	55	2	1	Y		N	11/2025	90+ Days	
4987	PULASKI	05/03/1946	Active	41	0	8	-16.33%	34	1	0	Y	2	R	11/2025		\$6.00
4988	SAINT JOSEPH	12/08/1971	Active	10	0	0	0.00%	14		5	Y		N	06/2025		
	Exc Award (06/30/2018)															
4991	SPRING HILL	07/31/1967	Active	13	0	0	0.00%	13		16	Y			01/2023		
4994	WAVERLY	11/13/1950	Active	18	2	0	12.50%	19		4	Y		N	10/2025		\$5,000.00
4995	WAYNESBORO	01/29/1947	Active(1)	16	16	0	100.00%	16		4	Y	4		09/2021		
109062	WILLIAMSON COUNTY	08/10/2010	Active	15	3	1	15.38%	16	3	2	Y		N	11/2025		
	Exc Award (06/30/2017)															

Clubs Cancelled Previous Fiscal Year – Clubs Cancelled within last 12 months may be reinstated

Club Number		Club Name		Charter Date		Current Status*		Cancellation Date	
4959		IRON CITY		05/09/1961		Cancelled(8*)		12/30/2024	

Current Total Clubs Count	YTD New Clubs Count	YTD Cancelled Clubs Count	YTD Net Club Gain	Current Total Members Count	YTD Add	YTD Drop	YTD Net Growth	YTD Net Growth %	Member Count 12 Months Ago	Average Member Count Per Club	% of Clubs with less than 20 members	% No Officer Report in 12 Months	% of Clubs with balance 90+ days	Number of Clubs in Status Quo	% Status Quo Clubs in Financial Suspension	Number of Cancelled Clubs	Average Cancelled Club Age	Members Lost Due to Cancellation	% of Clubs Cancelled for Non-Financial Reasons
34	0	0	0	784	42	33	9	1.16%	812	23	53%	0%	21%	0	0%	0	0	0	0%

* - P - Priority Club. Cancellation Reasons: 1-Objectives/conduct, 2-Non-active club, 5-Non-existing club, 6-Disbanding, 7-Merger, 8-Financial Suspension, 9-District/Multiple District Dues.

** Red denotes below 15 active members.

*** Red denotes 20% + loss.

**** Y - all 3 (President, Secretary, Treasurer) club officers reported, N - not all 3 reported.

***** Abbreviation: N-New, IP-Immediate Past, R-Repeat.



Club Health Assessment for District 12 O through November 2025

			Status	Membership						Reports				Finance	LCIF	
Club Number	Club Name	Charter Date	Times in Status Quo in Past 2 Years	Current Member Count **	YTD Members Added	YTD Members Dropped	YTD Net Growth% ***	Member Count 1 Year Ago	Dropped Members Avg.Length of Service	Months Since Membership Update	Current Officers Reported ****	Current President Repeated Term	VP Reported *****	Last Date Reported Service (mm/yyyy)	Account Balance	YTD Donations
Clubs more than two years old																
5000	ALGOOD	05/05/1972	Active(2)	10	0	0	0.00%	10		69	Y	9	R	02/2013		
5002	ATHENS	03/18/1938	Active	14	2	0	16.67%	12		4	Y	6	N	02/2025		
Exc Award (06/30/2016, 06/30/2018)																
134539	Bakewell Tri County	04/20/2018	Active(1)	3	0	0	0.00%	6		6	Y			11/2025		
5004	BENTON	02/07/1941	Active(3)	10	0	0	0.00%	10		19	Y	3		08/2022		
5006	BYRDSTOWN	07/16/1947	Active	9	0	0	0.00%	7		7	Y	4	R	06/2025		
Exc Award (06/30/2018)																
5017	CLEVELAND	09/13/1929	Active	33	2	1	3.13%	30	8	1	Y		N	09/2025		\$1,000.00
5019	COOKEVILLE	04/06/1922	Active	15	0	1	-6.25%	16	2	2	N	10		09/2024	90+ Days	\$50.00
58311	CROSSVILLE	05/23/1996	Active	18	0	0	0.00%	18		9	Y	3	N	11/2025		
Exc Award (06/30/2018, 06/30/2021, 06/30/2023, 06/30/2024)																
5022	DAISY-DALLAS	01/04/1962	Active	4	0	0	0.00%	5		5	Y	2	R	12/2021		\$2,000.00
5023	DAYTON	05/27/1936	Active	19	0	0	0.00%	21		6	Y		N	06/2025		\$100.00
Exc Award (06/30/2016, 06/30/2018, 06/30/2021, 06/30/2022)																
5026	DELANO	01/22/1973	Active	16	0	0	0.00%	17		8	Y	5	R	12/2018		
Exc Award (06/30/2018)																
5028	DUNLAP	03/06/1945	Active	39	0	0	0.00%	39		15	Y	2	R	12/2024	90+ Days	\$1,050.00
Exc Award (06/30/2018, 06/30/2021)																
5013	EAST HAMILTON	09/30/1954	Active	16	0	0	0.00%	16		14	Y		N	04/2020		
5030	ENGLEWOOD	10/06/1944	Active	10	0	0	0.00%	10		20	N	9	R	10/2016		
31655	FAIRFIELD GLADE	02/11/1976	Active	68	4	10	-8.11%	70	10	2	Y	2	N	10/2025		\$11,780.00
5038	HIXSON	04/24/1973	Active	16	5	1	33.33%	14	29	3	Y	7	R	11/2025		\$200.00
Exc Award (06/30/2017, 06/30/2018, 06/30/2022, 06/30/2024)																
5042	JASPER	02/23/1945	Active	19	0	8	-29.63%	27	15	0	Y	2	R	12/2018		
Exc Award (06/30/2018)																
5044	LOOKOUT VALLEY	04/29/1952	Active	27	0	2	-6.90%	33	17	2	Y	2	N	10/2025		
Exc Award (06/30/2017, 06/30/2018, 06/30/2021)																



Club Health Assessment for District 12 O through November 2025

INTERNATIONAL

			Status	Membership						Reports				Finance	LCIF	
Club Number	Club Name	Charter Date	Times in Status Quo in Past 2 Years	Current Member Count **	YTD Members Added	YTD Members Dropped	YTD Net Growth***	Member Count 1 Year Ago	Dropped Members Avg.Length of Service	Months Since Membership Update	Current Officers Reported ****	Current President Repeated Term	VP Reported *****	Last Date Reported Service (mm/yyyy)	Account Balance	YTD Donations
5049	MONTEREY	08/05/1969	Active	26	1	1	0.00%	23	7	3	Y		N	08/2025	90+ Days	
	Exc Award (06/30/2018)															
5053	OVERTON COUNTY	12/18/1952	Active	9	4	3	12.50%	10	11	1	Y		N	10/2025		
	Exc Award (06/30/2018)															
5055	RED BANK	07/12/1940	Active	30	0	1	-3.23%	37	2	1	Y		N	07/2025		\$1,100.00
	Exc Award (06/30/2018, 06/30/2023)															
5058	SALE CREEK	04/17/1946	Active	19	0	0	0.00%	19		8	Y	3	R	11/2025		\$6.00
5059	SIGNAL MOUNTAIN	08/14/1958	Active	82	4	4	0.00%	83	4	0	Y		N	09/2025		\$20.00
	Exc Award (06/30/2023)															
5061	SODDY DAISY	02/14/1945	Cancelled(6*)	0	0	3	-100.00%	3	44	3	N	None				
5062	SOUTH PITTSBURG	07/18/1940	Active	11	2	0	22.22%	9		4	Y	2	R	07/2021		
120651	Spring City	11/05/2013	Active	13	2	0	18.18%	11		3	Y	7	R	10/2025		\$260.00
	Exc Award (06/30/2018, 06/30/2023)															
5065	SWEETWATER	09/11/1941	Active	7	0	0	0.00%	7		6	Y	10	R	04/2017		\$200.00
111483	WHITWELL CROSSROADS	06/22/2011	Active(2)	5	1	1	0.00%	5	13	1	Y	9	N	01/2019		\$400.00

Clubs Cancelled Previous Fiscal Year – Clubs Cancelled within last 12 months may be reinstated

Club Number	Club Name	Charter Date	Current Status*	Cancellation Date
5032	ETOWAH	05/28/1943	Cancelled(6*)	06/29/2025
5024	MEIGS COUNTY L C	11/22/1966	Cancelled(8*)	12/30/2024

Current Total Clubs Count	YTD New Clubs Count	YTD Cancelled Clubs Count	YTD Net Club Gain	Current Total Members Count	YTD Add	YTD Drop	YTD Net Growth	YTD Net Growth %	Member Count 12 Months Ago	Average Member Count Per Club	% of Clubs with less than 20 members	% No Officer Report in 12 Months	% of Clubs with balance 90+ days	Number of Clubs in Status Quo	% Status Quo Clubs in Financial Suspension	Number of Cancelled Clubs	Average Cancelled Club Age	Members Lost Due to Cancellation	% of Clubs Cancelled for Non-Financial Reasons
27	0	1	-1	548	27	36	-9	-1.62%	568	20	74%	0%	11%	0	0%	1	221	3	0%

* - P - Priority Club. Cancellation Reasons: 1-Objectives/conduct, 2-Non-active club, 5-Non-existing club, 6-Disbanding, 7-Merger, 8-Financial Suspension, 9-District/Multiple District Dues.

** Red denotes below 15 active members.

*** Red denotes 20% + loss.

**** Y - all 3 (President, Secretary, Treasurer) club officers reported, N - not all 3 reported.

***** Abbreviation: N-New, IP-Immediate Past, R-Repeat.



Club Health Assessment for District 12 N through November 2025

			Status	Membership					Reports				Finance		LCIF	
Club Number	Club Name	Charter Date	Times in Status Quo in Past 2 Years	Current Member Count **	YTD Members Added	YTD Members Dropped	YTD Net Growth% ***	Member Count 1 Year Ago	Dropped Members Avg.Length of Service	Months Since Membership Update	Current Officers Reported ****	Current President Repeated Term	VP Reported *****	Last Date Reported Service (mm/yyyy)	Account Balance	YTD Donations
Clubs less than two years old																
181867	Sevierville	04/15/2025	Active	22	1	0	4.76%	0		1	Y	2	N	11/2025		
Exc Award (06/30/2025)																
Clubs more than two years old																
5076	BULLS GAP	09/25/1946	Active	13	0	0	0.00%	13		5	Y	22		08/2024		
97336	CAMPBELL COUNTY	06/19/2006	Active	21	2	0	10.53%	20		0	Y	2	N	11/2025		
Exc Award (06/30/2021, 06/30/2023)																
5078	CLINTON	07/02/1940	Active	16	2	0	14.29%	16		4	Y		N	11/2025	90+ Days	\$300.00
Exc Award (06/30/2016, 06/30/2017, 06/30/2020, 06/30/2021)																
5081	DANDRIDGE	02/24/1939	Active	56	2	6	-6.67%	56	4	1	Y		N	10/2025		\$2,300.00
Exc Award (06/30/2018, 06/30/2022, 06/30/2023)																
120522	East Tennessee State University	10/15/2013	Active(1)	4	0	0	0.00%	2		5	N	None		10/2017	90+ Days	
124889	Elizabethton	05/21/2015	Active	21	2	0	10.53%	20		2	Y	2	R	09/2025		\$150.00
147963	Erwin	08/16/2021	Active	7	1	0	16.67%	6		1	Y	4				
5080	FARRAGUT	12/06/1973	Active	20	0	2	-9.09%	26	13	4	Y	2	N	08/2025		\$100.00
5083	FOUNTAIN CITY	01/05/1942	Active	11	0	6	-35.29%	17	13	2	Y	2	R	07/2024		
5085	GREENEVILLE	05/08/1940	Active	14	0	0	0.00%	14		6	Y	2	R	06/2025		\$300.00
5087	HALLS COMMUNITY	02/10/1961	Cancelled(6*)	0	0	0	0.00%	6		5	N	None		07/2024		
5089	HARRIMAN	11/12/1948	Active	24	1	2	-4.00%	25	2	1	Y		R	11/2025	90+ Days	
5090	INSKIP	02/22/1949	Active	9	0	4	-30.77%	13	17	2	Y	2	R	11/2025		
Exc Award (06/30/2022, 06/30/2023)																
5093	JOHNSON CITY	12/05/1947	Active	23	0	0	0.00%	23		5	Y			09/2025		\$1,000.00
Exc Award (06/30/2021)																
5095	JOHNSON COUNTY	01/16/1953	Cancelled(6*)	0	0	1	-100.00%	8	50	3	N	None		05/2025		
5096	KARNS	01/28/1954	Active	34	0	0	0.00%	35		5	Y	2	R	08/2025		\$2,450.00
Exc Award (06/30/2021, 06/30/2022)																
5097	KINGSPORT	06/29/1946	Active	35	1	3	-5.41%	32	24	0	Y		N	10/2025		\$3,000.00
Exc Award (06/30/2018, 06/30/2025)																




Club Health Assessment for District 12 N through November 2025

			Status	Membership						Reports				Finance	LCIF	
Club Number	Club Name	Charter Date	Times in Status Quo in Past 2 Years	Current Member Count **	YTD Members Added	YTD Members Dropped	YTD Net Growth% ***	Member Count 1 Year Ago	Dropped Members Avg.Length of Service	Months Since Membership Update	Current Officers Reported ****	Current President Repeated Term	VP Reported *****	Last Date Reported Service (mm/yyyy)	Account Balance	YTD Donations
5098	KINGSTON	02/12/1947	Active	12	0	0	0.00%	15		7	Y		N	09/2024		
68907	KNOX COUNTY NORTH	06/20/2003	Active	9	0	0	0.00%	9		2	Y		N	10/2025		\$200.00
131089	Knoxville East	05/31/2017	Active	32	4	0	14.29%	45		4	Y	10		04/2021		
32066	KNOXVILLE TRI-COUNTY	04/22/1976	Active	15	0	2	-11.76%	17	9	2	Y	2	R	11/2025		\$328.00
Exc Award (06/30/2018, 06/30/2021)																
5106	LOUDON	11/19/1935	Active	14	0	0	0.00%	16		7	Y	2	R	11/2024		
Exc Award (06/30/2016)																
5107	MARYVILLE	03/11/1938	Active	16	0	0	0.00%	15		4	Y	2	N	11/2025		
Exc Award (06/30/2022)																
5110	MORRISTOWN CHEROKEE	03/03/1961	Active	14	0	0	0.00%	14		9	N	None				
5109	MORRISTOWN HAMBLÉN	11/04/1946	Active	31	2	4	-6.06%	27	16	0	Y	2	R	11/2025		
Exc Award (06/30/2021, 06/30/2025)																
51138	MORRISTOWN MORRIS BOULEVARD	12/26/1990	Active	8	0	0	0.00%	11		7	N	None		06/2015		
5114	NORRIS	02/02/1956	Active	40	1	3	-4.76%	43	5	0	Y			11/2025		
Exc Award (06/30/2020)																
29912	OAK RIDGE	11/08/1974	Active	22	2	0	10.00%	21		1	Y		N	11/2025		\$500.00
Exc Award (06/30/2024, 06/30/2025)																
5119	ONEIDA	06/02/1950	Active	9	0	0	0.00%	8		11	Y	6		10/2025		\$150.00
5121	POWELL	08/27/1951	Active	14	0	0	0.00%	14		18	Y	8		12/2018		
5123	ROGERSVILLE	06/23/1955	Active	26	0	0	0.00%	23		6	Y	2	N	11/2025		
130726	Sevier County	04/18/2017	Active	25	9	0	56.25%	22		0	Y	3	R	11/2025		\$166.66
Exc Award (06/30/2020, 06/30/2021, 06/30/2023)																
62492	TELLICO VILLAGE	11/22/1999	Active	64	3	0	4.92%	62		0	Y		N	11/2025		
Exc Award (06/30/2024)																
103843	UNION COUNTY	10/28/2008	Active	13	2	1	8.33%	12	6	3	Y	8	R	09/2025	90+ Days	
5130	WEST KNOX L C	02/29/1968	Active	30	0	0	0.00%	25		5	Y		N	11/2025		
Exc Award (06/30/2019, 06/30/2022, 06/30/2023)																



Club Health Assessment for District 12 N through November 2025



			Status		Membership					Reports				Finance		LCIF			
Club Number	Club Name	Charter Date	Times in Status Quo in Past 2 Years	Current Member Count **	YTD Members Added	YTD Members Dropped	YTD Net Growth% ***	Member Count 1 Year Ago	Dropped Members Avg.Length of Service	Months Since Membership Update	Current Officers Reported ****	Current President Repeated Term	VP Reported *****	Last Date Reported Service (mm/yyyy)	Account Balance	YTD Donations			
Clubs Cancelled Previous Fiscal Year – Clubs Cancelled within last 12 months may be reinstated																			
Club Number	Club Name	Charter Date	Current Status*	Cancellation Date															
149680	Caryville Cares	01/28/2022	Cancelled(8*)	12/30/2024															
5124	RUTLEDGE	04/24/1945	Cancelled(8*)	06/29/2025															
Current Total Clubs Count	YTD New Clubs Count	YTD Cancelled Clubs Count	YTD Net Club Gain	Current Total Members Count	YTD Add	YTD Drop	YTD Net Growth	YTD Net Growth %	Member Count 12 Months Ago	Average Member Count Per Club	% of Clubs with less than 20 members	% No Officer Report in 12 Months	% of Clubs with balance 90+ days	Number of Clubs in Status Quo	% Status Quo Clubs in Financial Suspension	Number of Cancelled Clubs	Average Cancelled Club Age	Members Lost Due to Cancellation	% of Clubs Cancelled for Non-Financial Reasons
34	0	2	-2	724	35	34	1	0.14%	731	21	50%	6%	12%	0	0%	2	110	1	0%

* - P - Priority Club. Cancellation Reasons: 1-Objectives/conduct, 2-Non-active club, 5-Non-existing club, 6-Disbanding, 7-Merger, 8-Financial Suspension, 9-District/Multiple District Dues.

** Red denotes below 15 active members.

*** Red denotes 20% + loss.

**** Y - all 3 (President, Secretary, Treasurer) club officers reported, N - not all 3 reported.

***** Abbreviation: N-New, IP-Immediate Past, R-Repeat.



Club Health Assessment for District 12 S through November 2025

			Status	Membership						Reports				Finance	LCIF	
Club Number	Club Name	Charter Date	Times in Status Quo in Past 2 Years	Current Member Count **	YTD Members Added	YTD Members Dropped	YTD Net Growth% ***	Member Count 1 Year Ago	Dropped Members Avg.Length of Service	Months Since Membership Update	Current Officers Reported ****	Current President Repeated Term	VP Reported *****	Last Date Reported Service (mm/yyyy)	Account Balance	YTD Donations
Clubs more than two years old																
47242	ALEXANDRIA	04/24/1987	Active	22	1	0	4.76%	21		3	Y	3		06/2025		
4942	COMMUNITY L C	10/08/1970	Active	11	0	1	-8.33%	12	38	3	Y		N	06/2025		
5025	DECHERD	05/14/1959	Active	11	0	0	0.00%	11		12	Y	6		06/2025		
5031	ESTILL SPRINGS	02/03/1961	Active	15	0	2	-11.76%	18	14	0	Y		N	11/2025		
4949	FAYETTEVILLE	01/28/1947	Active	46	0	2	-4.17%	44	4	0	Y			11/2025		
Exc Award (06/30/2023, 06/30/2025)																
4952	GALLATIN	06/25/1937	Active	46	0	0	0.00%	47		7	Y		N	06/2025		\$1,100.00
140925	Gladeville	02/10/2020	Status Quo(1)	7	0	0	0.00%	7		19	Y			06/2025	90+ Days	
98603	GRUNDY COUNTY	02/19/2007	Active(2)	15	2	0	15.38%	0		3	Y	15	R	11/2017		
5036	HARTSVILLE	11/29/1935	P- Active	7	2	0	40.00%	0		4	Y			06/2025		
5039	HUNTLAND	03/07/1949	Status Quo(3)	12	0	0	0.00%	22		2	N	None		06/2025	90+ Days	
104554	JACKSON COUNTY	01/26/2009	Active	13	0	0	0.00%	13		23	Y	5		06/2025		
45765	LAFAYETTE	02/24/1986	Active	76	8	0	11.76%	98		1	Y		N	09/2025		\$2,629.96
67047	LAFAYETTE LIONESS	12/26/2002	Active	46	4	0	9.52%	51		4	Y		N	06/2025		\$100.00
Exc Award (06/30/2023)																
4962	LEBANON	01/10/1933	Active	10	2	1	11.11%	9	8	0	Y			06/2025	90+ Days	
Exc Award (06/30/2018)																
118381	LEBANON NOON	12/05/2012	Active	3	0	0	0.00%	3		16	Y	4		02/2025		\$75.00
4966	LYNCHBURG	11/19/1958	Active	7	0	0	0.00%	9		8	Y	16	R	06/2025		
5046	MANCHESTER	09/07/1953	Active	4	0	0	0.00%	4		5	Y	7	R	06/2025		
129652	Millersville	12/16/2016	Active	8	0	1	-11.11%	9	1	1	Y	4	N	06/2025		
46997	MT JULIET WEST WILSON	03/02/1987	Active	27	1	0	3.85%	32		4	Y		N	06/2025		\$55.00
119330	MTSU CAMPUS	05/09/2013	Active	6	0	0	0.00%	5		5	Y		R	11/2025		\$510.00
4972	MURFREESBORO	06/16/1933	Active	31	1	2	-3.13%	29	18	2	Y	3	N	08/2025		
Exc Award (06/30/2022)																
65156	MURFREESBORO NOON	03/21/2002	Active	13	0	0	0.00%	15		4	Y	6	R	11/2025		\$200.00
4985	PETERSBURG	02/07/1945	Active	14	0	0	0.00%	15		7	Y	6	N	06/2025		\$500.00
67558	RED BOILING SPRINGS	03/31/2003	Active(1)	3	0	0	0.00%	3		43	N	3		06/2025		



Club Health Assessment for District 12 S through November 2025

			Status	Membership					Reports				Finance	LCIF		
Club Number	Club Name	Charter Date	Times in Status Quo in Past 2 Years	Current Member Count **	YTD Members Added	YTD Members Dropped	YTD Net Growth% ***	Member Count 1 Year Ago	Dropped Members Avg.Length of Service	Months Since Membership Update	Current Officers Reported ****	Current President Repeated Term	VP Reported *****	Last Date Reported Service (mm/yyyy)	Account Balance	YTD Donations
4989	SHELBYVILLE	05/29/1922	Active	23	0	0	0.00%	23		10	Y	2		06/2025		
98955	SMITHVILLE	04/03/2007	Active	17	0	0	0.00%	17		5	Y	11	R	06/2025		
4990	SMYRNA	01/10/1949	Active	54	2	5	-5.26%	62	8	0	Y		N	06/2025		
Exc Award (06/30/2017)																
5035	SOUTHSIDE	10/29/1963	Active	28	0	0	0.00%	25		8	Y	3	R	06/2025		
4992	SPRINGFIELD	05/06/1936	Active	33	3	0	10.00%	40		1	N	None	N	06/2025		\$1,000.00
Exc Award (06/30/2017, 06/30/2022)																
5067	TULLAHOMA	01/31/1945	Active	20	0	1	-4.76%	21	4	4	Y		N	11/2025		\$250.00
30341	TULLAHOMA DOWNTOWN	03/17/1975	Active	28	1	1	0.00%	27	0	2	Y		N	10/2025		\$5.00
99599	WARREN COUNTY	06/12/2007	Active	24	0	0	0.00%	27		6	Y		N	03/2025		\$140.00
Exc Award (06/30/2016, 06/30/2018, 06/30/2023, 06/30/2024)																
4993	WATERTOWN	07/23/1953	Active(1)	7	0	0	0.00%	0		8	Y	9		06/2025		
104062	WESTMORELAND	12/08/2008	Active(1)	5	0	0	0.00%	5		24	N	4		06/2025		
36867	WHITE HOUSE	04/04/1979	Active	3	0	0	0.00%	9		7	Y	4		06/2025		
5071	WINCHESTER	03/27/1951	Active(1)	12	3	1	20.00%	10	34	3	Y	4		06/2025	90+ Days	
5072	WOODBURY	06/13/1935	Active(1)	63	9	0	16.67%	57		1	Y		N	12/2024	90+ Days	\$1,250.00


Clubs Cancelled Previous Fiscal Year – Clubs Cancelled within last 12 months may be reinstated

Club Number	Club Name	Charter Date	Current Status*	Cancellation Date
5008	CARTHAGE	06/18/1951	Cancelled(6*)	05/29/2025
55816	LASCASSAS & MILTON L C	06/10/1994	Cancelled(8*)	12/30/2024

Current Total Clubs Count	YTD New Clubs Count	YTD Cancelled Clubs Count	YTD Net Club Gain	Current Total Members Count	YTD Add	YTD Drop	YTD Net Growth	YTD Net Growth %	Member Count 12 Months Ago	Average Member Count Per Club	% of Clubs with less than 20 members	% No Officer Report in 12 Months	% of Clubs with balance 90+ days	Number of Clubs in Status Quo	% Status Quo Clubs in Financial Suspension	Number of Cancelled Clubs	Average Cancelled Club Age	Members Lost Due to Cancellation	% of Clubs Cancelled for Non-Financial Reasons
37	0	0	0	770	39	17	22	2.94%	800	21	59%	3%	14%	2	100%	0	0	0	0%



Club Health Assessment for District 12 S through November 2025

																
Club Number	Club Name	Charter Date	Status	Membership					Reports				Finance	LCIF		
			Times in Status Quo in Past 2 Years	Current Member Count **	YTD Members Added	YTD Members Dropped	YTD Net Growth% ***	Member Count 1 Year Ago	Dropped Members Avg.Length of Service	Months Since Membership Update	Current Officers Reported ****	Current President Repeated Term	VP Reported *****	Last Date Reported Service (mm/yyyy)	Account Balance	YTD Donations

* - P - Priority Club. Cancellation Reasons: 1-Objectives/conduct, 2-Non-active club, 5-Non-existing club, 6-Disbanding, 7-Merger, 8-Financial Suspension, 9-District/Multiple District Dues.

** Red denotes below 15 active members.

*** Red denotes 20% + loss.

**** Y - all 3 (President, Secretary, Treasurer) club officers reported, N - not all 3 reported.

***** Abbreviation: N-New, IP-Immediate Past, R-Repeat.



Club Health Assessment for District 13 OH1 through November 2025

			Status	Membership						Reports				Finance	LCIF	
Club Number	Club Name	Charter Date	Times in Status Quo in Past 2 Years	Current Member Count **	YTD Members Added	YTD Members Dropped	YTD Net Growth% ***	Member Count 1 Year Ago	Dropped Members Avg.Length of Service	Months Since Membership Update	Current Officers Reported ****	Current President Repeated Term	VP Reported *****	Last Date Reported Service (mm/yyyy)	Account Balance	YTD Donations
Clubs more than two years old																
5366	ADA	06/02/1954	Active	33	0	0	0.00%	33		1	Y		N	09/2025		
	Exc Award (06/30/2016)															
5132	ARCADIA	12/20/1948	Active	24	2	6	-14.29%	28	16	0	Y		N	07/2024		
5133	ARCHBOLD	08/28/1958	Active	20	0	2	-9.09%	23	23	2	N	None	N	11/2025		
5134	ARLINGTON	07/06/1942	Active	14	0	0	0.00%	8		6	Y		N	10/2025		
5368	BELLEFONTAINE	05/26/1947	Active	17	0	1	-5.56%	21	21	1	Y	3	N	08/2025		\$40.00
	Exc Award (06/30/2016, 06/30/2023)															
5135	BLUFFTON	01/16/1934	Active	54	2	2	0.00%	57	23	3	Y	2	N	11/2025		\$86.00
	Exc Award (06/30/2022, 06/30/2024)															
5137	BRYAN	01/05/1949	Active	31	2	3	-3.13%	30	11	0	Y		N	11/2025		
5370	CELINA	03/14/1929	Active	38	0	2	-5.00%	39	5	2	Y			11/2025		\$100.00
5371	COLDWATER	01/29/1934	Active	24	0	0	0.00%	25		8	Y		N	10/2025	90+ Days	
	Exc Award (06/30/2016)															
5139	COLUMBUS GROVE	08/14/1945	Active	27	0	0	0.00%	27		5	Y	2		11/2025		
39996	CONTINENTAL	06/08/1981	Active(1)	9	0	0	0.00%	29		6	Y	5		10/2025		
5140	CONVOY	10/13/1947	Active	17	0	0	0.00%	25		10	Y	10		12/2024		
5372	CRIDERSVILLE	11/06/1950	Active	10	0	0	0.00%	11		7	Y	10	R	11/2025		
5141	DEFIANCE	12/04/1940	Active	21	0	0	0.00%	22		5	Y		N	11/2025		
5147	FAYETTE	09/17/1940	Active	8	0	0	0.00%	9		6	Y	3	R	11/2025		
5149	FORT JENNINGS	06/03/1970	Active	51	0	0	0.00%	51		15	Y			08/2024		
37629	GLANDORF	10/30/1979	Active	30	0	0	0.00%	33		5	Y		N	08/2025		
	Exc Award (06/30/2023)															
5151	GROVER HILL	05/25/1948	Active	19	0	1	-5.00%	18	59	0	Y	6		10/2025		
5153	HOLGATE	08/17/1942	Active	30	0	0	0.00%	32		6	Y		N	11/2025		
	Exc Award (06/30/2018, 06/30/2023)															
5379	HUNTSVILLE INDIAN LAKE	04/27/1970	Active	18	1	0	5.88%	17		3	Y	16	N	07/2025	90+ Days	\$10.00
5154	KALIDA	06/18/1957	Active	177	1	0	0.57%	176		1	Y	10		10/2025		\$880.00
	Exc Award (06/30/2022, 06/30/2023)															
5380	KENTON	01/14/1947	Active	47	1	2	-2.08%	47	3	2	Y		N	11/2025		




Club Health Assessment for District 13 OH1 through November 2025

			Status	Membership						Reports				Finance		LCIF
Club Number	Club Name	Charter Date	Times in Status Quo in Past 2 Years	Current Member Count **	YTD Members Added	YTD Members Dropped	YTD Net Growth% ***	Member Count 1 Year Ago	Dropped Members Avg.Length of Service	Months Since Membership Update	Current Officers Reported ****	Current President Repeated Term	VP Reported *****	Last Date Reported Service (mm/yyyy)	Account Balance	YTD Donations
Exc Award (06/30/2016, 06/30/2022, 06/30/2023)																
5155	LIMA HOST	09/24/1920	Active	11	0	1	-8.33%	12	14	4	Y	9	N	11/2025		\$500.00
Exc Award (06/30/2022, 06/30/2023)																
5161	MC COMB	04/28/1949	Active	36	1	0	2.86%	40		2	Y		N	11/2025	90+ Days	\$1,663.74
Exc Award (06/30/2016, 06/30/2022)																
5162	MIDDLE POINT	11/07/1956	Active	15	0	0	0.00%	14		7	Y		N	11/2025		\$250.00
5165	NAPOLEON	06/17/1964	Active	42	1	3	-4.55%	43	29	0	Y		N	11/2025		\$92.00
5166	NORTH BALTIMORE	02/28/1949	Active	22	2	0	10.00%	20		2	Y		N	11/2025		\$107.00
47046	OTTAWA	03/16/1987	Active	20	0	0	0.00%	24		2	Y	2		08/2025		\$300.00
Exc Award (06/30/2023)																
5168	OTTOVILLE	06/19/1957	Active	47	0	0	0.00%	45		5	Y	16		11/2024		
5169	PAULDING	09/12/1949	Active	7	0	0	0.00%	8		7	Y	19		10/2025		
42272	PERRYSBURG SUNRISE	02/03/1983	Active	13	0	0	0.00%	14		5	Y		N	11/2025		\$500.00
Exc Award (06/30/2016, 06/30/2017, 06/30/2024)																
31534	PIONEER	01/22/1976	Active	13	0	0	0.00%	14		8	Y	2	R	11/2025		\$90.00
31535	PORTAGE	01/22/1976	Active	21	0	0	0.00%	19		7	Y		N	11/2025		\$100.00
Exc Award (06/30/2016, 06/30/2023)																
5377	RIVERDALE COMMUNITY	10/02/1945	Active	28	1	4	-9.68%	32	7	0	Y	3	R	11/2025		
34509	ROCKFORD	10/24/1977	Active	22	5	0	29.41%	14		3	Y	5	N	11/2024		
44817	RUSHSYLVANIA	04/29/1985	Active	19	0	0	0.00%	19		19	Y		N	11/2025		\$250.00
Exc Award (06/30/2016)																
5174	SPENCERVILLE	10/20/1941	Status Quo(1)	20	0	0	0.00%	20		5	Y		N	09/2025	90+ Days	
106560	SWANTON	09/08/2009	Active	16	0	3	-15.79%	20	8	2	N	None	N	11/2025		
61311	SYLVANIA SUNRISE	12/02/1998	Active	36	1	0	2.86%	32		1	Y		N	11/2025		\$350.00
Exc Award (06/30/2023)																
36098	UPPER SCIOTO VALLEY L C	10/27/1978	Active	17	0	0	0.00%	17		6	Y	8		11/2024		
5179	VAN BUREN	03/18/1971	Active	11	0	3	-21.43%	14	39	2	Y	6		10/2025		
5181	VENEDOCIA	04/10/1961	Active	25	2	0	8.70%	25		1	Y		N	07/2025		\$600.00
5407	WAPAKONETA	05/23/1950	Active	27	0	1	-3.57%	29	14	3	N		N	11/2025		
Exc Award (06/30/2016)																



Club Health Assessment for District 13 OH1 through November 2025



			Status	Membership					Reports				Finance	LCIF		
Club Number	Club Name	Charter Date	Times in Status Quo in Past 2 Years	Current Member Count **	YTD Members Added	YTD Members Dropped	YTD Net Growth% ***	Member Count 1 Year Ago	Dropped Members Avg.Length of Service	Months Since Membership Update	Current Officers Reported ****	Current President Repeated Term	VP Reported *****	Last Date Reported Service (mm/yyyy)	Account Balance	YTD Donations
5182	WAUSEON	09/12/1951	Active	14	0	0	0.00%	15		7	Y			11/2025		\$58.50
Exc Award (06/30/2016, 06/30/2018)																
5408	WAYNESFIELD	06/23/1948	Active	34	1	0	3.03%	36		2	Y	2	R	11/2025		\$60.35
Exc Award (06/30/2016, 06/30/2022, 06/30/2023)																
5409	WEST LIBERTY	07/22/1941	Active	61	1	3	-3.17%	65	8	1	Y		N	11/2025		\$81.39
Exc Award (06/30/2016, 06/30/2022, 06/30/2023)																
5183	WEST UNITY	11/30/1948	Active	15	2	1	7.14%	15	17	0	Y		N	11/2025		
5184	WILLSHIRE	12/02/1964	Active	11	0	0	0.00%	12		7	Y	19		10/2025		

Clubs Cancelled Previous Fiscal Year – Clubs Cancelled within last 12 months may be reinstated

Club Number	Club Name	Charter Date	Current Status*	Cancellation Date
5385	MENDON	04/12/1957	Cancelled(6*)	06/29/2025

Current Total Clubs Count	YTD New Clubs Count	YTD Cancelled Clubs Count	YTD Net Club Gain	Current Total Members Count	YTD Add	YTD Drop	YTD Net Growth	YTD Net Growth %	Member Count 12 Months Ago	Average Member Count Per Club	% of Clubs with less than 20 members	% No Officer Report in 12 Months	% of Clubs with balance 90+ days	Number of Clubs in Status Quo	% Status Quo Clubs in Financial Suspension	Number of Cancelled Clubs	Average Cancelled Club Age	Members Lost Due to Cancellation	% of Clubs Cancelled for Non-Financial Reasons
48	0	0	0	1,322	26	38	-12	-0.90%	1,379	28	42%	0%	8%	1	100%	0	0	0	0%

* - P - Priority Club. Cancellation Reasons: 1-Objectives/conduct, 2-Non-active club, 5-Non-existing club, 6-Disbanding, 7-Merger, 8-Financial Suspension, 9-District/Multiple District Dues.

** Red denotes below 15 active members.

*** Red denotes 20% + loss.

**** Y - all 3 (President, Secretary, Treasurer) club officers reported, N - not all 3 reported.

***** Abbreviation: N-New, IP-Immediate Past, R-Repeat.



Club Health Assessment for District 13 OH2 through November 2025

			Status	Membership					Reports				Finance	LCIF		
Club Number	Club Name	Charter Date	Times in Status Quo in Past 2 Years	Current Member Count **	YTD Members Added	YTD Members Dropped	YTD Net Growth% ***	Member Count 1 Year Ago	Dropped Members Avg.Length of Service	Months Since Membership Update	Current Officers Reported ****	Current President Repeated Term	VP Reported *****	Last Date Reported Service (mm/yyyy)	Account Balance	YTD Donations
Clubs more than two years old																
5186	AMHERST	01/30/1951	Active	15	0	0	0.00%	16		7	Y	14	R	02/2025		
5188	ASHLAND	11/16/1920	Active	50	2	2	0.00%	60	5	0	Y		N	11/2025		
	Exc Award (06/30/2022, 06/30/2023)															
5189	ASHLAND EVENING	08/08/1963	Active	24	0	0	0.00%	28		5	Y		N	11/2025		\$500.00
	Exc Award (06/30/2021)															
5190	ATTICA	11/14/1957	Active	30	0	0	0.00%	35		5	Y		N	09/2025		
	Exc Award (06/30/2018, 06/30/2022, 06/30/2023)															
5191	AVON	11/26/1957	Active	46	1	0	2.22%	55		3	Y		N	04/2025		\$250.00
	Exc Award (06/30/2022, 06/30/2023)															
5192	BASCOM	02/05/1963	Active	31	1	8	-18.42%	37	23	0	Y		N	10/2025		\$1,000.00
5193	BELLEVUE	09/14/1944	Active	16	1	2	-5.88%	19	17	0	Y	2	R	11/2025	90+ Days	
5194	BELLVILLE	12/12/1956	Active	21	0	2	-8.70%	20	42	0	Y		N	11/2025		\$415.00
	Exc Award (06/30/2021)															
5195	BLOOMVILLE	03/29/1966	Active	42	1	1	0.00%	45	14	0	Y		N	10/2025		\$500.00
149501	Buckeye Central Community	03/03/2022	Active	13	1	0	8.33%	11		3	Y	2	R	11/2025	90+ Days	
5196	BUCYRUS	04/19/1939	Active	20	1	1	0.00%	16	1	1	Y	2	N	11/2025		\$250.00
	Exc Award (06/30/2016)															
5197	BUTLER	08/27/1953	Active	12	0	8	-40.00%	20	14	2	Y	3		11/2025		\$200.00
5198	CASTALIA	01/09/1950	Active	40	2	9	-14.89%	40	25	1	Y	12	R	11/2025	90+ Days	\$260.00
108030	CLYDE	04/08/2010	Active	12	0	0	0.00%	13		4	Y	3		11/2025		
5199	COLONEL CRAWFORD L C	03/29/1971	Active	37	2	0	5.71%	34		2	Y		N	03/2025		\$1,000.00
5200	CRESTLINE	05/12/1949	Active	26	5	0	23.81%	28		1	Y		N	11/2025		
43464	ELMORE	02/15/1984	Active	8	0	0	0.00%	9		5	Y	9		11/2024		\$400.00
5201	ELYRIA EVENING	03/26/1941	Active	22	0	0	0.00%	21		4	Y	3		10/2025		\$30.00
	Exc Award (06/30/2021)															
5204	FIRELANDS	05/16/1957	Active	18	0	0	0.00%	19		5	Y	3	R	11/2024		\$1,000.00
5205	FOSTORIA	01/10/1936	Active	9	0	0	0.00%	11		6	Y	15	R	10/2025		\$1,000.00
	Exc Award (06/30/2022)															



Club Health Assessment for District 13 OH2 through November 2025

			Status	Membership						Reports				Finance		LCIF
Club Number	Club Name	Charter Date	Times in Status Quo in Past 2 Years	Current Member Count **	YTD Members Added	YTD Members Dropped	YTD Net Growth% ***	Member Count 1 Year Ago	Dropped Members Avg.Length of Service	Months Since Membership Update	Current Officers Reported ****	Current President Repeated Term	VP Reported *****	Last Date Reported Service (mm/yyyy)	Account Balance	YTD Donations
5206	FREMONT	02/12/1929	Active	37	1	1	0.00%	35	11	0	Y		N	11/2025	90+ Days	\$500.00
5211	HAYESVILLE	12/16/1948	Active	33	0	1	-2.94%	39	66	0	Y	2	N	11/2025		
Exc Award (06/30/2017, 06/30/2018)																
5212	HURON	09/01/1966	Active	39	4	0	11.43%	36		4	Y	3	R	12/2024		
5213	JEROMESVILLE	12/08/1943	Status Quo(1)	5	0	0	0.00%	10		5	N	None		12/2024		
5214	LA GRANGE	04/18/1947	Active	68	3	2	1.49%	64	4	0	Y	12	R	11/2025	90+ Days	\$100.00
Exc Award (06/30/2017, 06/30/2018, 06/30/2022)																
5216	LINDSEY	06/15/1957	Active	34	0	1	-2.86%	35	45	3	Y		N	11/2025		
5217	LORAIN	08/24/1922	Active	56	3	2	1.82%	54	1	0	Y		N	10/2025		
5218	LOUDONVILLE	05/23/1950	Active	44	1	3	-4.35%	47	2	0	Y		N	10/2025		
Exc Award (06/30/2024)															90+ Days	\$250.00
5219	LUCAS	04/23/1953	Active	32	2	0	6.67%	31		1	Y		R	11/2025		
Exc Award (06/30/2021)																
5220	MADISON TOWNSHIP L C	12/04/1969	Active	25	1	0	4.17%	28		4	Y		N	02/2025		
Exc Award (06/30/2023)																
136817	Mansfield United	02/20/2019	Active	24	4	5	-4.00%	17	2	0	Y	3	N	09/2025	90+ Days	\$360.00
43465	MARBLEHEAD PENINSULA	02/15/1984	Active	53	2	0	3.92%	54		4	N	None		05/2025		
Exc Award (06/30/2021, 06/30/2023)																
5223	MIFFLIN	01/28/1953	Active	22	0	0	0.00%	24		6	Y		N	02/2025		
Exc Award (06/30/2018)																
35338	MILAN	04/21/1978	Active(1)	10	0	0	0.00%	13		5	N	None		05/2025	\$920.00	
5226	NORTH FAIRFIELD	03/24/1961	Active	13	0	0	0.00%	13		1	Y		N	11/2025		
5227	NORTH RIDGEVILLE	05/09/1961	Active	57	0	4	-6.56%	63	12	0	Y		N	10/2025		
Exc Award (06/30/2018, 06/30/2020, 06/30/2021, 06/30/2022, 06/30/2024)																
5228	NORWALK	04/09/1946	Active	56	2	2	0.00%	56	5	0	Y		N	11/2025		
Exc Award (06/30/2022)															\$1,000.00	
38133	OAK HARBOR	03/31/1980	Active	41	0	1	-2.38%	40	2	1	Y		N	11/2025		
5230	OLD FORT	11/02/1944	Active	56	3	2	1.82%	57	17	0	Y		N	11/2025		
5231	ONTARIO	04/07/1953	Active	26	0	1	-3.70%	28	5	0	Y		N	05/2025		
Exc Award (06/30/2018, 06/30/2021)																



Club Health Assessment for District 13 OH2 through November 2025

				Membership							Reports				Finance		LCIF		
Club Number	Club Name	Charter Date	Status	Current Member Count **	YTD Members Added	YTD Members Dropped	YTD Net Growth% ***	Member Count 1 Year Ago	Dropped Members Avg.Length of Service	Months Since Membership Update	Current Officers Reported ****	Current President Repeated Term	VP Reported *****	Last Date Reported Service (mm/yyyy)	Account Balance	YTD Donations			
			Times in Status Quo in Past 2 Years																
5232	PERRYSVILLE	03/20/1951	Active	10	0	0	0.00%	11		10	Y		N	11/2025	90+ Days	\$250.00			
	Exc Award (06/30/2018, 06/30/2021, 06/30/2023)																		
32916	PLYMOUTH	11/04/1976	Active	10	0	0	0.00%	11		10	N	None		06/2025					
	Exc Award (06/30/2022, 06/30/2023)																		
5233	POLK	11/07/1949	Active	24	3	5	-7.69%	25	6	0	Y	3	N	07/2025		\$1,100.00			
5234	PORT CLINTON	01/21/1954	Active	29	0	0	0.00%	28		3	Y		N	09/2025		\$500.00			
5235	REPUBLIC	05/03/1948	Active	37	0	0	0.00%	34		4	Y		N	04/2025					
5236	ROWSBURG	12/28/1954	Active	15	0	1	-6.25%	13	1	0	Y		N	10/2025					
5237	SANDUSKY	05/07/1925	Active	32	1	1	0.00%	32	14	4	Y	2	R	10/2025					
5238	SAVANNAH-CRESTVIEW	02/15/1944	Active	27	0	2	-6.90%	33	10	0	Y		N	11/2025		\$250.00			
103762	SHEFFIELD VILLAGE	10/06/2008	Active(1)	13	0	0	0.00%	13		0	Y		N	11/2024					
139936	Shelby United	10/29/2020	Active	15	0	0	0.00%	16		4	Y		N	06/2025					
5243	TIFFIN	02/25/1929	Active	39	0	2	-4.88%	41	31	2	N		N	10/2025					
	Exc Award (06/30/2016)																		
5244	UPPER SANDUSKY	01/14/1948	Active	61	0	0	0.00%	61		5	Y		R	02/2025					
5245	VERMILION	01/25/1951	Active	44	1	2	-2.22%	44	8	2	Y		N	11/2025		\$10.00			
Current Total Clubs Count	YTD New Clubs Count	YTD Cancelled Clubs Count	YTD Net Club Gain	Current Total Members Count	YTD Add	YTD Drop	YTD Net Growth %	Member Count 12 Months Ago	Average Member Count Per Club	% of Clubs with less than 20 members	% No Officer Report in 12 Months	% of Clubs with balance 90+ days	Number of Clubs in Status Quo	% Status Quo Clubs in Financial Suspension	Number of Cancelled Clubs	Average Cancelled Club Age	Members Lost Due to Cancellation	% of Clubs Cancelled for Non-Financial Reasons	
53	0	0	0	1,579	48	71	-23	-1.44%	1,643	30	30%	8%	13%	1	100%	0	0	0	0%

* - P - Priority Club. Cancellation Reasons: 1-Objectives/conduct, 2-Non-active club, 5-Non-existing club, 6-Disbanding, 7-Merger, 8-Financial Suspension, 9-District/Multiple District Dues.

** Red denotes below 15 active members.

*** Red denotes 20% + loss.

**** Y - all 3 (President, Secretary, Treasurer) club officers reported, N - not all 3 reported.

***** Abbreviation: N-New, IP-Immediate Past, R-Repeat.



Club Health Assessment for District 13 OH3 through November 2025

			Status	Membership						Reports				Finance	LCIF			
Club Number	Club Name	Charter Date	Times in Status Quo in Past 2 Years	Current Member Count **	YTD Members Added	YTD Members Dropped	YTD Net Growth% ***	Member Count 1 Year Ago	Dropped Members Avg.Length of Service	Months Since Membership Update	Current Officers Reported ****	Current President Repeated Term	VP Reported *****	Last Date Reported Service (mm/yyyy)	Account Balance	YTD Donations		
Clubs more than two years old																		
5452	ADENA	11/01/1945	Active	55	5	4	1.85%	51	35	0	Y		N	10/2025	90+ Days	\$350.00		
Exc Award (06/30/2016, 06/30/2022)																		
5248	AKRON HOST	10/30/1920	Active	9	0	3	-25.00%	12	6	2	Y	12	R	09/2025				
Exc Award (06/30/2023)																		
5255	BEDFORD	01/19/1926	Active	25	1	4	-10.71%	27	19	3	Y	2	R	10/2025				
Exc Award (06/30/2022, 06/30/2023)																		
5456	BOLIVAR	10/21/1943	Active	18	0	0	0.00%	19		2	Y		N	10/2025				
Exc Award (06/30/2023, 06/30/2024)																		
5458	BRILLIANT	04/02/1951	Active	27	0	0	0.00%	33		0	Y	6	R	11/2025				
Exc Award (06/30/2020, 06/30/2022)																		
31845	BROADVIEW HEIGHTS	03/22/1976	Active	63	2	0	3.28%	56		4	Y		N	10/2025		\$7,125.00		
Exc Award (06/30/2023)																		
5459	CADIZ	11/12/1936	Active	28	2	0	7.69%	28		0	Y	5		08/2025				
5460	CAMBRIDGE	11/07/1924	Active	78	1	3	-2.50%	77	11	1	Y		N	11/2025				
Exc Award (06/30/2020, 06/30/2022)																		
5263	CHIPPEWA LAKE	08/23/1956	Active	42	1	1	0.00%	44	3	0	Y	2	R	07/2025				
Exc Award (06/30/2022, 06/30/2023)																		
5462	CLAYLAND	09/29/1954	Active	33	0	1	-2.94%	36	2	3	Y		N	10/2025				
Exc Award (06/30/2016, 06/30/2022, 06/30/2023)																		
5267	COPLEY NORTON	12/09/1970	Active	23	0	0	0.00%	23		10	Y		N	11/2025				
5464	CRESTON	02/09/1944	Active	20	0	3	-13.04%	21	9	0	Y		N	10/2025				
Exc Award (06/30/2022)																		
5268	CUYAHOGA FALLS	10/28/1925	Active	27	0	0	0.00%	30		0	Y		N	11/2025				
Exc Award (06/30/2020, 06/30/2022)																		
5465	DILLONVALE MOUNT PLEASANT	06/24/1941	Active	9	0	0	0.00%	11		5	Y		N	10/2025		\$100.00		
Exc Award (06/30/2022)																		
5466	DOVER	12/21/1944	Active	33	2	0	6.45%	31		1	Y	2	R	10/2025				
Exc Award (06/30/2023, 06/30/2024)																		
5467	DOYLESTOWN	03/02/1934	Active	81	2	2	0.00%	90	5	1	Y		N	11/2025				
Exc Award (06/30/2018, 06/30/2022, 06/30/2023, 06/30/2024)																		



Club Health Assessment for District 13 OH3 through November 2025

INTERNATIONAL

			Status	Membership						Reports				Finance		LCIF
Club Number	Club Name	Charter Date	Times in Status Quo in Past 2 Years	Current Member Count **	YTD Members Added	YTD Members Dropped	YTD Net Growth% ***	Member Count 1 Year Ago	Dropped Members Avg.Length of Service	Months Since Membership Update	Current Officers Reported ****	Current President Repeated Term	VP Reported *****	Last Date Reported Service (mm/yyyy)	Account Balance	YTD Donations
105342	GNADENHUTTEN	05/15/2009	Active	11	7	2	83.33%	8	17	0	Y		N	08/2025		
	Exc Award (06/30/2016)															
116196	GUERNSEY COUNTY	02/28/2012	Active	18	0	1	-5.26%	18	1	4	Y	3	R	11/2025		
	Exc Award (06/30/2020, 06/30/2022)															
133062	Hudson Cyber	11/02/2017	Active	14	0	0	0.00%	18		10	Y	2		11/2025		
129110	Lakemore	10/10/2016	Active	18	4	0	28.57%	13		3	Y		N	07/2025		\$36.50
	Exc Award (06/30/2020)															
5474	MARSHALLVILLE	04/23/1956	Active	19	0	2	-9.52%	19	6	1	Y	3	R	09/2025		
	Exc Award (06/30/2023)															
106863	MARTINS FERRY	11/11/2009	Active	23	2	0	9.52%	29		2	Y		N	11/2025		
	Exc Award (06/30/2022)															
5284	MEDINA	09/23/1943	Active	18	0	0	0.00%	18		19	Y	4		09/2025		
	Exc Award (06/30/2022, 06/30/2023)															
5476	MIDVALE	11/30/1955	Active	13	0	0	0.00%	14		6	Y		N	07/2025		
	Exc Award (06/30/2016, 06/30/2023)															
5477	MILLERSBURG	03/23/1955	Active	50	1	2	-1.96%	61	7	1	Y	11		10/2025		
	Exc Award (06/30/2022, 06/30/2023)															
5479	MINGO JUNCTION	01/25/1956	Status Quo(1)	10	0	0	0.00%	12		6	Y	2		07/2025	90+ Days	
	Exc Award (06/30/2017, 06/30/2022)															
5287	MOGADORE	04/12/1951	Active	21	5	1	23.53%	17	11	2	Y	3	R	09/2025		
5481	NEW PHILADELPHIA	06/02/1925	Active	28	0	0	0.00%	28		6	Y		N	09/2025		
	Exc Award (06/30/2016)															
5482	NEW PITTSBURG	01/20/1958	Active	9	0	0	0.00%	9		25	Y	8	R	08/2025		
5480	NEWCOMERSTOWN	06/25/1940	Active	8	0	0	0.00%	9		0	Y	10		11/2025		
5289	NORDONIA HILLS	12/03/1963	Active	14	1	2	-6.67%	15	3	4	Y	2	R	08/2025	90+ Days	
	Exc Award (06/30/2023)															
5291	NORTH ROYALTON	11/12/1973	Active	55	6	3	5.77%	55	29	0	Y		N	11/2025		\$200.00
	Exc Award (06/30/2022, 06/30/2023)															
103922	Orrville North	11/06/2008	Active	9	0	1	-10.00%	13	2	3	Y	3		08/2025		
	Exc Award (06/30/2022, 06/30/2023)															
111388	PARMA HILLS	06/16/2011	Active(1)	6	0	0	0.00%	7		9	Y	5		11/2025		
5484	RICHMOND	01/20/1949	Active	27	0	0	0.00%	29		6	Y	3	R	09/2025		



Club Health Assessment for District 13 OH3 through November 2025

			Status	Membership						Reports				Finance	LCIF			
Club Number	Club Name	Charter Date	Times in Status Quo in Past 2 Years	Current Member Count **	YTD Members Added	YTD Members Dropped	YTD Net Growth% ***	Member Count 1 Year Ago	Dropped Members Avg.Length of Service	Months Since Membership Update	Current Officers Reported ****	Current President Repeated Term	VP Reported *****	Last Date Reported Service (mm/yyyy)	Account Balance	YTD Donations		
5485	RITTMAN	10/20/1943	Active	34	0	0	0.00%	36		3	Y	3	R	11/2025	90+ Days	\$100.00		
	Exc Award (06/30/2024)																	
5491	STEUBENVILLE	06/04/1924	Active	12	2	0	20.00%	13		4	Y	7	N	09/2025				
5298	STOW MUNROE FALLS	11/30/1938	Active	40	1	2	-2.44%	40	29	3	Y		N	11/2025				
	Exc Award (06/30/2023)																	
5492	STRASBURG	06/23/1954	Active	20	1	2	-4.76%	20	10	0	Y		N	11/2025				
	Exc Award (06/30/2020, 06/30/2023)																	
5272	SUMMIT NORTH	05/02/1932	Active	33	2	2	0.00%	34	5	0	Y	7	R	07/2025				
5300	TALLMADGE	11/14/1938	Active	10	0	0	0.00%	10		7	Y		R	10/2025				
5494	TORONTO	03/12/1957	Active	17	1	2	-5.56%	16	25	0	Y		R	10/2025				
	Exc Award (06/30/2022)																	
5301	WADSWORTH	10/08/1925	Active	51	5	1	8.51%	52	3	0	Y		N	07/2025				
110379	WARREN TOWNSHIP	02/17/2011	Active	21	0	0	0.00%	21		20	Y	10	R	08/2025				
	Exc Award (06/30/2023)																	
5497	WARWICK L C	12/10/1971	Active	9	0	0	0.00%	9		5	Y	13		11/2025				
	Exc Award (06/30/2016)																	
58689	WESTSHORE	09/16/1996	Active	10	0	0	0.00%	10		7	Y	3		11/2025				
5500	WOOSTER NOON	06/30/1927	Active	75	3	10	-8.54%	84	11	0	Y		N	11/2025		\$200.00		
	Exc Award (06/30/2022)																	
5472	WOOSTER-MADISONBURG EVENING	05/15/1958	Active	7	1	0	16.67%	8		0	Y			11/2025				
	Exc Award (06/30/2023)																	

Clubs Cancelled Previous Fiscal Year – Clubs Cancelled within last 12 months may be reinstated

Club Number	Club Name	Charter Date	Current Status*	Cancellation Date
5493	GARAWAY	04/27/1953	Cancelled(6*)	05/29/2025
5488	SHREVE	04/12/1944	Cancelled(6*)	08/29/2024

Current Total Clubs Count	YTD New Clubs Count	YTD Cancelled Clubs Count	YTD Net Club Gain	Current Total Members Count	YTD Add	YTD Drop	YTD Net Growth	YTD Net Growth %	Member Count 12 Months Ago	Average Member Count Per Club	% of Clubs with less than 20 members	% No Officer Report in 12 Months	% of Clubs with balance 90+ days	Number of Clubs in Status Quo	% Status Quo Clubs in Financial Suspension	Number of Cancelled Clubs	Average Cancelled Club Age	Members Lost Due to Cancellation	% of Clubs Cancelled for Non-Financial Reasons
48	0	0	0	1,281	58	54	4	0.31%	1,334	27	46%	0%	8%	1	100%	0	0	0	0%



Club Health Assessment for District 13 OH3 through November 2025

INTERNATIONAL

				Status	Membership				Reports				Finance	LCIF		
Club Number	Club Name	Charter Date	Times in Status Quo in Past 2 Years	Current Member Count **	YTD Members Added	YTD Members Dropped	YTD Net Growth% ***	Member Count 1 Year Ago	Dropped Members Avg.Length of Service	Months Since Membership Update	Current Officers Reported ****	Current President Repeated Term	VP Reported *****	Last Date Reported Service (mm/yyyy)	Account Balance	YTD Donations

* - P - Priority Club. Cancellation Reasons: 1-Objectives/conduct, 2-Non-active club, 5-Non-existing club, 6-Disbanding, 7-Merger, 8-Financial Suspension, 9-District/Multiple District Dues.
** Red denotes below 15 active members.
*** Red denotes 20% + loss.
**** Y - all 3 (President, Secretary, Treasurer) club officers reported, N - not all 3 reported.
***** Abbreviation: N-New, IP-Immediate Past, R-Repeat.




Club Health Assessment for District 13 OH4 through November 2025

			Status	Membership						Reports				Finance		LCIF
Club Number	Club Name	Charter Date	Times in Status Quo in Past 2 Years	Current Member Count **	YTD Members Added	YTD Members Dropped	YTD Net Growth% ***	Member Count 1 Year Ago	Dropped Members Avg.Length of Service	Months Since Membership Update	Current Officers Reported ****	Current President Repeated Term	VP Reported *****	Last Date Reported Service (mm/yyyy)	Account Balance	YTD Donations
Clubs less than two years old																
156973	Willoughby Hills	01/10/2024	Active	35	0	3	-7.89%	44	2	0	Y		N	11/2025		
Clubs more than two years old																
5307	ALLIANCE	02/24/1943	Active	28	0	1	-3.45%	27	28	4	Y	2	R	11/2025		
5253	ASHTABULA	09/27/1944	Active	19	0	3	-13.64%	23	19	1	Y	2	N	10/2025		\$220.00
33651	AUSTINTOWN	04/29/1977	Active	16	1	1	0.00%	16	0	1	N	None	R	10/2025		
Exc Award (06/30/2022)																
5310	BOARDMAN	06/06/1968	Active	41	5	6	-2.38%	43	6	0	Y	2	R	11/2025		
5313	BRIMFIELD	02/26/1957	Active	31	1	1	0.00%	33	9	4	Y		N	11/2025		
Exc Award (06/30/2017, 06/30/2018, 06/30/2024)																
30813	CALCUTTA	05/27/1975	Active	32	1	4	-8.57%	33	38	2	Y		IP	11/2025		\$100.00
Exc Award (06/30/2017, 06/30/2025)																
5314	CANAL FULTON	12/08/1971	Active	71	0	0	0.00%	71		5	Y	6	N	11/2025		
Exc Award (06/30/2023, 06/30/2024)																
35147	CANFIELD	03/27/1978	Active	41	2	4	-4.65%	43	15	4	Y	2	N	07/2025	90+ Days	\$20.00
Exc Award (06/30/2022)																
5262	CHESTERLAND	01/20/1969	Active	26	0	5	-16.13%	36	2	1	Y	4	R	11/2025		
5266	CONNEAUT	11/30/1944	Active	18	2	1	5.88%	20	60	1	Y		N	08/2025		
5318	CORTLAND	03/06/1939	Active	26	5	4	4.00%	26	7	1	Y	2	R	11/2025	90+ Days	
5319	CRESTWOOD L C	10/26/1970	Active	16	0	0	0.00%	14		6	Y			11/2025		
5324	GIRARD	11/02/1955	Active	11	0	0	0.00%	11		20	Y	5		11/2025		
5325	HARTVILLE	09/20/1946	Active	33	1	0	3.13%	29		0	Y		N	11/2025		\$500.00
Exc Award (06/30/2025)																
5277	HIGHLAND HEIGHTS	10/31/1960	Active	39	0	1	-2.50%	37	18	4	Y	2	N	11/2025		
Exc Award (06/30/2022, 06/30/2023, 06/30/2024)																
5326	HOMEWORTH	04/15/1952	Active	8	0	0	0.00%	8		6	Y	2	R	11/2025	90+ Days	
5327	HUBBARD AREA L C, INC.	10/08/1971	Active	26	6	1	23.81%	25	3	0	Y	2	R	11/2025		
Exc Award (06/30/2022, 06/30/2023)																



Club Health Assessment for District 13 OH4 through November 2025

			Status	Membership						Reports				Finance	LCIF			
Club Number	Club Name	Charter Date	Times in Status Quo in Past 2 Years	Current Member Count **	YTD Members Added	YTD Members Dropped	YTD Net Growth ***	Member Count 1 Year Ago	Dropped Members Avg.Length of Service	Months Since Membership Update	Current Officers Reported ****	Current President Repeated Term	VP Reported *****	Last Date Reported Service (mm/yyyy)	Account Balance	YTD Donations		
5328	JACKSON TOWNSHIP	08/18/1960	Active	28	1	1	0.00%	28	1	1	Y	2	R	11/2025	90+ Days	\$275.00		
	Exc Award (06/30/2016)																	
5329	KENT	10/18/1946	Active	45	2	2	0.00%	51	4	1	Y		N	11/2025				
	Exc Award (06/30/2022, 06/30/2024)																	
5331	LISBON	10/23/1956	Active	37	0	2	-5.13%	36	1	2	Y	2	R	11/2025				
	Exc Award (06/30/2023, 06/30/2024)																	
5332	LORDSTOWN	11/19/1973	Active	11	0	0	0.00%	16		4	Y	3		11/2025				
5335	MAGNOLIA	07/30/1943	Active	32	1	3	-5.88%	33	15	2	Y			11/2025				
	Exc Award (06/30/2023)																	
5337	MASSILLON	03/05/1943	Active	41	0	3	-6.82%	44	5	2	Y		IP	11/2025				
5340	NEW MIDDLETOWN	05/02/1957	Active	28	2	1	3.70%	27	13	1	Y	4	R	11/2025				
	Exc Award (06/30/2022)																	
5342	NEW WATERFORD	04/02/1957	Active	20	0	0	0.00%	19		0	Y		N	11/2025		\$1,000.00		
	Exc Award (06/30/2022)																	
5341	NEWTON FALLS	05/17/1951	Active	5	0	0	0.00%	5		16	Y	17	N	11/2025				
5343	NILES	05/27/1948	Active	22	0	1	-4.35%	23	37	2	Y		IP	09/2025				
5345	NORTH CANTON	10/25/1955	Active	26	0	0	0.00%	23		5	Y			11/2025		\$2,000.00		
	Exc Award (06/30/2022, 06/30/2023, 06/30/2025)																	
5304	NORTH COAST L C	02/13/1962	Active	14	0	0	0.00%	15		6	Y	4	R	11/2025				
	Exc Award (06/30/2022)																	
5292	PAINESVILLE	05/31/1944	Active	39	2	3	-2.50%	38	4	0	Y	5	R	11/2025		\$483.00		
	Exc Award (06/30/2022, 06/30/2024)																	
5350	PERRY TOWNSHIP L C	11/01/1945	Active	11	1	0	10.00%	9		1	Y	15	N	08/2025				
55406	POLAND	03/14/1994	Active	32	1	0	3.23%	40		0	Y	2		11/2025				
	Exc Award (06/30/2022, 06/30/2024)																	
5348	RANDOLPH	11/02/1965	Active	18	3	2	5.88%	17	33	1	Y	9		11/2025				
5349	RAVENNA	03/31/1953	Active	6	0	2	-25.00%	6	4	2	Y	3	R	11/2025				
5351	ROOTSTOWN TOWNSHIP	11/28/1956	Active	24	1	6	-17.24%	29	14	2	Y		N	11/2025				
	Exc Award (06/30/2022)																	
5352	SALEM	05/25/1942	Active	5	0	0	0.00%	9		11	N	None		10/2025				
29203	SHERRODSVILLE	04/30/1974	Active	13	0	0	0.00%	12		0	Y	2	N	09/2025				



Club Health Assessment for District 13 OH4 through November 2025

			Status	Membership						Reports				Finance	LCIF	
Club Number	Club Name	Charter Date	Times in Status Quo in Past 2 Years	Current Member Count **	YTD Members Added	YTD Members Dropped	YTD Net Growth***	Member Count 1 Year Ago	Dropped Members Avg.Length of Service	Months Since Membership Update	Current Officers Reported ****	Current President Repeated Term	VP Reported *****	Last Date Reported Service (mm/yyyy)	Account Balance	YTD Donations
Exc Award (06/30/2022)																
108421	SOUTHEAST PORTAGE CO.	05/21/2010	Active	20	0	0	0.00%	20		1	Y		N	10/2025	90+ Days	
Exc Award (06/30/2022)																
5355	SUFFIELD	12/01/1969	Active	19	4	1	18.75%	17	7	0	Y	7		11/2025		
5356	TUSLAW	05/26/1960	Active	15	1	2	-6.25%	16	31	0	Y	2		11/2025		
5357	UNIONTOWN	09/27/1944	Active	44	0	1	-2.22%	42	50	1	Y		N	11/2025		
5359	WARREN	01/23/1923	Active(1)	9	0	0	0.00%	11		6	Y	11	N	09/2025		
55108	WEST POINT	12/08/1993	Active	24	0	0	0.00%	33		5	Y		N	10/2025		\$200.00
5305	WILLOUGHBY	04/11/1944	Active	13	0	0	0.00%	13		1	Y	16	R	11/2025		
41466	WILLOUGHBY EVENING	06/21/1982	Active	30	0	1	-3.23%	31	4	4	Y		N	11/2025		\$500.00
5363	WINDHAM	11/10/1955	Active	19	0	0	0.00%	18		0	Y	9	N	11/2025		\$120.00
5364	YOUNGSTOWN	10/11/1920	Active	43	0	1	-2.27%	46	51	0	Y		N	11/2025		\$1,000.00
Exc Award (06/30/2022)																

Clubs Cancelled Previous Fiscal Year – Clubs Cancelled within last 12 months may be reinstated

Club Number	Club Name	Charter Date	Current Status*	Cancellation Date
5309	BEACH CITY	11/28/1951	Cancelled(6*)	01/29/2025
5321	EAST LIVERPOOL	09/29/1924	Cancelled(6*)	12/30/2024

Current Total Clubs Count	YTD New Clubs Count	YTD Cancelled Clubs Count	YTD Net Club Gain	Current Total Members Count	YTD Add	YTD Drop	YTD Net Growth	YTD Net Growth %	Member Count 12 Months Ago	Average Member Count Per Club	% of Clubs with less than 20 members	% No Officer Report in 12 Months	% of Clubs with balance 90+ days	Number of Clubs in Status Quo	% Status Quo Clubs in Financial Suspension	Number of Cancelled Clubs	Average Cancelled Club Age	Members Lost Due to Cancellation	% of Clubs Cancelled for Non-Financial Reasons
48	0	0	0	1,210	43	67	-24	-1.94%	1,266	25	40%	2%	10%	0	0%	0	0	0	0%

* - P - Priority Club. Cancellation Reasons: 1-Objectives/conduct, 2-Non-active club, 5-Non-existing club, 6-Disbanding, 7-Merger, 8-Financial Suspension, 9-District/Multiple District Dues.
** Red denotes below 15 active members.
*** Red denotes 20% + loss.
**** Y - all 3 (President, Secretary, Treasurer) club officers reported, N - not all 3 reported.
***** Abbreviation: N-New, IP-Immediate Past, R-Repeat.



Club Health Assessment for District 13 OH5 through November 2025

			Status	Membership						Reports				Finance	LCIF	
Club Number	Club Name	Charter Date	Times in Status Quo in Past 2 Years	Current Member Count **	YTD Members Added	YTD Members Dropped	YTD Net Growth% ***	Member Count 1 Year Ago	Dropped Members Avg.Length of Service	Months Since Membership Update	Current Officers Reported ****	Current President Repeated Term	VP Reported *****	Last Date Reported Service (mm/yyyy)	Account Balance	YTD Donations
Clubs more than two years old																
5367	ARCANUM	03/21/1929	Active	35	1	1	0.00%	35	0	0	Y	3	R	08/2025		
5414	BEXLEY	07/29/1940	Active	20	0	0	0.00%	21		5	Y		N	09/2024		
5369	BRADFORD	06/29/1939	Cancelled(6*)	0	0	1	-100.00%	6	14	1	N	None		01/2025		
Exc Award (06/30/2016)																
5416	CANAL WINCHESTER	06/14/1939	Active	24	2	0	9.09%	22		4	Y		N	11/2025		\$100.00
Exc Award (06/30/2017, 06/30/2018, 06/30/2021, 06/30/2023, 06/30/2024)																
41964	COLUMBUS BEEHCROFT	11/15/1982	Active	15	1	0	7.14%	15		1	Y	4		10/2025		\$50.00
Exc Award (06/30/2023)																
152791	Columbus East Side	10/10/2022	Active	4	0	0	0.00%	6		10	Y	4		10/2024		
5418	COLUMBUS HILLTOP	09/01/1949	Active	10	0	0	0.00%	11		5	Y	8		07/2024		
5420	COLUMBUS NORTHEAST	03/04/1952	Active	16	0	0	0.00%	19		4	N	4	R	12/2024		
5421	COLUMBUS NORTHERN	09/14/1949	Active	27	2	2	0.00%	24	44	0	Y			06/2025	90+ Days	\$500.00
5423	COLUMBUS SOUTHEAST	05/28/1940	Active	101	15	2	14.77%	68	1	1	Y	4	R	10/2025		
40304	COLUMBUS SOUTHERN PINE	08/24/1981	Active(1)	12	0	0	0.00%	12		21	Y	13		06/2025		
5424	DELAWARE	06/24/1948	Active	12	2	7	-29.41%	17	9	1	Y		N	09/2025		
5425	DUBLIN	12/18/1973	Active	17	1	2	-5.56%	16	4	2	Y		N	09/2025		
5426	GAHANNA	11/07/1945	Active	22	0	1	-4.35%	23	32	1	Y	6		10/2025		
Exc Award (06/30/2024)																
31330	GETTYSBURG	11/14/1975	Active	11	0	0	0.00%	11		7	Y	3		12/2024		
5427	GREEN CAMP	08/24/1953	Active	11	0	0	0.00%	12		5	Y	2	R	10/2025		\$40.00
Exc Award (06/30/2023, 06/30/2024)																
5428	GROVE CITY	08/02/1939	Active	48	0	1	-2.04%	42	1	1	Y		N	11/2025		
Exc Award (06/30/2018)																
58312	GROVE CITY NOON	05/17/1996	Active	40	0	0	0.00%	39		5	Y		N	08/2025		
5432	HILLIARD	06/18/1958	Active	7	1	0	16.67%	6		2	Y	6	R	04/2025		\$75.00
5433	LA RUE	11/17/1949	Active	21	0	0	0.00%	23		5	Y		N	10/2024		
5381	LAURA	05/27/1949	Active	17	0	0	0.00%	18		5	Y		N	09/2024		
5434	LONDON	05/09/1946	Active	23	0	0	0.00%	24		4	Y		R	11/2025		\$250.00



Club Health Assessment for District 13 OH5 through November 2025

			Status	Membership						Reports				Finance		LCIF
Club Number	Club Name	Charter Date	Times in Status Quo in Past 2 Years	Current Member Count **	YTD Members Added	YTD Members Dropped	YTD Net Growth% ***	Member Count 1 Year Ago	Dropped Members Avg.Length of Service	Months Since Membership Update	Current Officers Reported ****	Current President Repeated Term	VP Reported *****	Last Date Reported Service (mm/yyyy)	Account Balance	YTD Donations
156248	Marion Ohio	10/12/2023	Active	20	0	0	0.00%	18		2	Y	3	N	09/2025	90+ Days	
5382	MARYSVILLE	06/24/1941	Active	29	0	1	-3.33%	32	2	4	Y			09/2025		
Exc Award (06/30/2016, 06/30/2018, 06/30/2019)																
5383	MECHANICSBURG	05/26/1952	Active	13	0	1	-7.14%	14	16	4	Y	3	R	01/2025		
5386	MILFORD CENTER	11/16/1950	Active	17	0	2	-10.53%	19	32	4	Y	3	R	09/2024		
5437	MOUNT GILEAD	02/26/1941	Active	14	0	0	0.00%	15		7	Y	16		12/2024		\$100.00
5438	NEW ALBANY	11/29/1945	Active	22	1	1	0.00%	23	26	2	Y		N	09/2025		\$1,000.00
5392	NORTH HAMPTON	03/22/1951	Active	20	2	0	11.11%	22		4	Y	5	R	05/2025		
Exc Award (06/30/2017, 06/30/2023)																
5393	NORTHRIDGE	02/12/1958	Active	35	3	1	6.06%	36	5	2	Y	3	R	11/2025		
119530	OLENTANGY NOON	06/03/2013	Active	6	2	7	-45.45%	12	8	1	Y			09/2024		
5395	PITSBURG	11/04/1946	Active	26	0	0	0.00%	27		3	Y			12/2024		
5439	PLAIN CITY	02/29/1940	Active	52	0	2	-3.70%	56	9	1	Y		N	10/2025		
5440	PLEASANT L C	02/07/1966	Active	29	1	1	0.00%	32	2	1	N		N	09/2025		
5441	PROSPECT	11/05/1945	Active	37	1	4	-7.50%	40	14	1	Y		N	08/2025		\$1,020.00
Exc Award (06/30/2016)																
5442	REYNOLDSBURG	01/29/1948	Active	31	3	4	-3.13%	34	4	0	Y		R	10/2025	\$200.00	
Exc Award (06/30/2018, 06/30/2019, 06/30/2021, 06/30/2022, 06/30/2023)																
5443	RIDGEDALE	02/18/1964	Active	37	0	1	-2.63%	40	18	0	Y		R	10/2025		
5398	SAINT PARIS	11/23/1928	Active	25	0	0	0.00%	24		9	Y	8	R	06/2025		
103995	SPRINGFIELD NATIONAL TRAIL	11/19/2008	Active	11	1	0	10.00%	10		3	Y		R	11/2024		
5447	SUNBURY	08/26/1938	Active	40	5	0	14.29%	37		0	Y		N	09/2025	\$100.00	
Exc Award (06/30/2024)																
5448	TRI VILLAGE	08/08/1950	Active	47	2	1	2.17%	49	0	0	Y		N	11/2025		
5404	TROY	03/25/1942	Active	21	2	0	10.53%	21		1	Y		N	11/2025	\$300.00	
Exc Award (06/30/2016, 06/30/2018, 06/30/2019, 06/30/2022)																
5405	URBANA	10/26/1928	Active	43	0	6	-12.24%	52	7	0	Y		R	09/2024		
Exc Award (06/30/2024)																



Club Health Assessment for District 13 OH5 through November 2025

INTERNATIONAL

			Status	Membership					Reports				Finance	LCIF		
Club Number	Club Name	Charter Date	Times in Status Quo in Past 2 Years	Current Member Count **	YTD Members Added	YTD Members Dropped	YTD Net Growth% ***	Member Count 1 Year Ago	Dropped Members Avg.Length of Service	Months Since Membership Update	Current Officers Reported ****	Current President Repeated Term	VP Reported *****	Last Date Reported Service (mm/yyyy)	Account Balance	YTD Donations
5406	VERSAILLES	04/29/1947	Active	22	0	0	0.00%	23		5	Y			12/2024		
	Exc Award (06/30/2016)															
5411	WEST MILTON	03/05/1951	Cancelled(6*)	0	0	0	0.00%	8		5	N	None		11/2024		
	Exc Award (06/30/2016)															
5449	WESTERVILLE	09/29/1928	Active	48	1	0	2.13%	50		3	N	None	N	11/2025		\$1,100.00
	Exc Award (06/30/2021, 06/30/2022)															
5412	WOODSTOCK	06/27/1945	Active	45	3	0	7.14%	45		4	Y	10	R	11/2025		
110045	WORTHINGTON NOON	01/06/2011	Active	29	1	2	-3.33%	34	4	1	Y		N	04/2025		
	Exc Award (06/30/2021, 06/30/2024)															

Clubs Cancelled Previous Fiscal Year – Clubs Cancelled within last 12 months may be reinstated

Club Number	Club Name	Charter Date	Current Status*	Cancellation Date
5419	COLUMBUS INNER CITY	05/07/1971	Cancelled(8*)	06/29/2025
62458	OHIO STATE UNIVERSITY	11/08/1999	Cancelled(6*)	08/29/2024

Current Total Clubs Count	YTD New Clubs Count	YTD Cancelled Clubs Count	YTD Net Club Gain	Current Total Members Count	YTD Add	YTD Drop	YTD Net Growth	YTD Net Growth %	Member Count 12 Months Ago	Average Member Count Per Club	% of Clubs with less than 20 members	% No Officer Report in 12 Months	% of Clubs with balance 90+ days	Number of Clubs in Status Quo	% Status Quo Clubs in Financial Suspension	Number of Cancelled Clubs	Average Cancelled Club Age	Members Lost Due to Cancellation	% of Clubs Cancelled for Non-Financial Reasons
46	0	2	-2	1,212	53	51	2	0.17%	1,243	26	35%	0%	4%	0	0%	2	120	1	50%

* - P - Priority Club. Cancellation Reasons: 1-Objectives/conduct, 2-Non-active club, 5-Non-existing club, 6-Disbanding, 7-Merger, 8-Financial Suspension, 9-District/Multiple District Dues.

** Red denotes below 15 active members.

*** Red denotes 20% + loss.

**** Y - all 3 (President, Secretary, Treasurer) club officers reported, N - not all 3 reported.

***** Abbreviation: N-New, IP-Immediate Past, R-Repeat.



Club Health Assessment for District 13 OH6 through November 2025

			Status	Membership						Reports				Finance	LCIF	
Club Number	Club Name	Charter Date	Times in Status Quo in Past 2 Years	Current Member Count **	YTD Members Added	YTD Members Dropped	YTD Net Growth% ***	Member Count 1 Year Ago	Dropped Members Avg.Length of Service	Months Since Membership Update	Current Officers Reported ****	Current President Repeated Term	VP Reported *****	Last Date Reported Service (mm/yyyy)	Account Balance	YTD Donations
Clubs less than two years old																
180962	Miami Valley	02/17/2025	Active	20	1	2	-4.76%	0	1	3	Y	2	N	11/2025	90+ Days	
Clubs more than two years old																
5554	BEAVER	04/04/1952	Active	20	0	0	0.00%	20		22	Y	6		11/2024		
5555	BEAVERCREEK	11/29/1949	Active	12	0	1	-7.69%	13	65	4	Y	2	N	11/2025		\$200.00
5556	BELLBROOK	03/06/1947	Active	77	5	3	2.67%	77	8	0	Y		N	11/2025	90+ Days	
Exc Award (06/30/2022, 06/30/2024)																
5505	CAMDEN	04/27/1948	Active	23	0	2	-8.00%	20	1	0	Y		N	10/2025	90+ Days	
Exc Award (06/30/2016)																
5506	CARLISLE	10/17/1956	Active	39	0	0	0.00%	38		1	Y		N	10/2025		
Exc Award (06/30/2016)																
5561	CHILLICOTHE EVENING	05/02/1924	Active	46	0	1	-2.13%	57	12	3	Y		N	11/2025		\$20.00
Exc Award (06/30/2016, 06/30/2017)																
5508	CINCINNATI HOST	09/23/1920	Active	15	1	0	7.14%	14		3	Y	3	N	09/2025		
5510	CINNCINNATI - WESTERN HILLS	05/11/1928	Active	28	0	1	-3.45%	29	10	4	Y	2	R	10/2025		
5512	DAYTON	07/23/1920	Active	16	0	2	-11.11%	19	10	3	Y	6	R	10/2025		\$300.00
Exc Award (06/30/2016)																
5515	EATON	04/21/1921	Active(1)	21	1	0	5.00%	19		4	Y	13	R	11/2025		
5565	FAIRBORN	04/27/1945	Active	88	5	3	2.33%	85	1	2	Y	2	R	11/2025		\$50.00
Exc Award (06/30/2016, 06/30/2017, 06/30/2020, 06/30/2024)																
5521	GERMANTOWN	08/06/1953	Active	59	4	3	1.72%	55	13	0	Y		N	11/2025		
5570	GOOD HOPE	09/19/1955	Active	59	1	3	-3.28%	59	39	1	Y		N	11/2025		
31008	GOSHEN	06/30/1975	Active	43	0	15	-25.86%	58	8	0	Y			10/2025		
Exc Award (06/30/2016)																
5571	GREENFIELD	10/19/1951	Active	16	0	1	-5.88%	18	4	3	Y	8	R	10/2024		
5575	JAMESTOWN	03/27/1945	Active	34	0	0	0.00%	31		4	Y	4	R	09/2025		
5576	JEFFERSONVILLE	06/20/1947	Active	25	1	1	0.00%	28	38	3	Y		N	10/2025	90+ Days	
5526	LEBANON	04/24/1958	Active	30	2	0	7.14%	25		0	Y	2	R	11/2025		
Exc Award (06/30/2016, 06/30/2017)																



Club Health Assessment for District 13 OH6 through November 2025

			Status	Membership						Reports				Finance	LCIF	
Club Number	Club Name	Charter Date	Times in Status Quo in Past 2 Years	Current Member Count **	YTD Members Added	YTD Members Dropped	YTD Net Growth% ***	Member Count 1 Year Ago	Dropped Members Avg.Length of Service	Months Since Membership Update	Current Officers Reported ****	Current President Repeated Term	VP Reported *****	Last Date Reported Service (mm/yyyy)	Account Balance	YTD Donations
5577	LEESBURG	02/21/1940	Active	13	0	0	0.00%	13		1	Y	8		12/2024	90+ Days	
Exc Award (06/30/2016, 06/30/2017)																
131309	Liberty Twp	06/14/2017	Active	16	4	0	33.33%	14		2	Y	4	R	11/2025		
5578	LYNCHBURG	12/15/1952	Active	9	0	0	0.00%	9		4	Y	8	R	10/2025		
Exc Award (06/30/2023)																
5529	MAD RIVER	10/21/1954	Active	25	2	0	8.70%	39		2	Y		N	10/2025		
5528	MADISON	11/05/1963	Active	11	0	0	0.00%	14		5	Y	8	R	04/2025		
5579	MANCHESTER	10/06/1930	Active	10	0	0	0.00%	10		4	Y	4		11/2025		
5580	MARTINSVILLE	06/03/1958	Active	14	0	0	0.00%	14		2	Y	4	R	10/2025		
5530	MASON	05/25/1973	Active	18	1	0	5.88%	17		4	Y	2	R	11/2025		\$150.00
5531	MIAMISBURG	11/10/1931	Active	22	0	1	-4.35%	25	1	1	Y	2	N	10/2025		
5534	MONROE	02/02/1946	Active	11	1	0	10.00%	11		1	Y	5	R	10/2025		
5582	MOUNT ORAB	09/17/1951	Active	20	0	0	0.00%	21		3	Y		N	11/2025	\$277.00	
Exc Award (06/30/2018)																
119452	Mowrystown	06/04/2013	Active	5	0	0	0.00%	6		4	Y	9	R	10/2025		
Exc Award (06/30/2017)																
5583	NEW HOLLAND	11/20/1950	Active	20	0	0	0.00%	22		4	Y	16	N	11/2025	\$200.00	
5584	NEW VIENNA	08/21/1947	Active	26	0	0	0.00%	27		4	Y		R	12/2024		
5536	NORTHEASTERN L C	03/05/1967	Active	44	1	0	2.33%	51		3	Y	3	R	05/2025	90+ Days	
Exc Award (06/30/2016)																
5517	NORTHMONT	04/06/1942	Active	16	0	0	0.00%	15		8	Y	3		12/2024		
5538	OXFORD	04/21/1947	Active	59	3	3	0.00%	61	17	0	Y		N	10/2025		
143224	Paint Valley	10/14/2020	Active	26	0	0	0.00%	26		17	Y	6	R	12/2024		
151583	Peebles	06/30/2022	Active(1)	10	0	0	0.00%	12		1	Y	4		11/2025		
5588	PIKETON	12/01/1952	Active	17	0	0	0.00%	17		5	Y	4	R	12/2024		
5590	PORT WILLIAM	03/21/1950	Active	20	0	1	-4.76%	21	3	4	Y		N	07/2025	\$200.00	
45487	RIPLEY	11/30/1985	Active	33	0	2	-5.71%	34	3	0	Y	7	N	11/2025	90+ Days	\$100.00
Exc Award (06/30/2023, 06/30/2024)																
5540	ROSS	08/01/1957	Active	58	1	0	1.75%	53		1	Y		N	10/2025		
Exc Award (06/30/2016, 06/30/2019)																



Club Health Assessment for District 13 OH6 through November 2025

			Status	Membership						Reports				Finance	LCIF	
Club Number	Club Name	Charter Date	Times in Status Quo in Past 2 Years	Current Member Count **	YTD Members Added	YTD Members Dropped	YTD Net Growth% ***	Member Count 1 Year Ago	Dropped Members Avg.Length of Service	Months Since Membership Update	Current Officers Reported ****	Current President Repeated Term	VP Reported *****	Last Date Reported Service (mm/yyyy)	Account Balance	YTD Donations
45070	SEAMAN	06/13/1985	Active	38	0	0	0.00%	38		1	Y	2	N	08/2025		\$20.00
5542	SPRINGBORO	02/23/1953	Active	17	0	4	-19.05%	15	34	1	Y	4	R	10/2025		
5545	VANDALIA	03/05/1942	Active	26	3	3	0.00%	26	4	0	Y		N	11/2025		\$1,500.00
Exc Award (06/30/2016)																
5595	WASHINGTON COURT HOUSE	05/15/1934	Active	12	0	0	0.00%	15		2	Y		N	10/2025		
5596	WAVERLY	01/05/1953	Active	39	1	0	2.63%	38		4	Y		N	09/2025	90+ Days	
5548	WAYNESVILLE	11/03/1958	Active	19	1	0	5.56%	16		3	Y	2	N	08/2025	90+ Days	\$100.00
Exc Award (06/30/2017, 06/30/2025)																
5549	WEST ALEXANDRIA	10/29/1951	Active	15	0	0	0.00%	15		4	Y	2		12/2024		
5550	WEST CARROLLTON	03/14/1947	Active	11	3	0	37.50%	12		1	Y	4	R	10/2025	90+ Days	\$100.00
5598	WEST UNION	03/17/1932	Active	21	0	0	0.00%	21		4	Y			05/2025		
5600	WILMINGTON	05/24/1934	Active	34	0	0	0.00%	35		1	Y		N	10/2025		\$1,000.00

Clubs Cancelled Previous Fiscal Year – Clubs Cancelled within last 12 months may be reinstated

Club Number	Club Name	Charter Date	Current Status*	Cancellation Date
105280	BLANCHESTER	04/20/2009	Cancelled(6*)	06/29/2025
5568	FRANKFORT	03/06/1973	Cancelled(6*)	08/29/2024

Current Total Clubs Count	YTD New Clubs Count	YTD Cancelled Clubs Count	YTD Net Club Gain	Current Total Members Count	YTD Add	YTD Drop	YTD Net Growth	YTD Net Growth %	Member Count 12 Months Ago	Average Member Count Per Club	% of Clubs with less than 20 members	% No Officer Report in 12 Months	% of Clubs with balance 90+ days	Number of Clubs in Status Quo	% Status Quo Clubs in Financial Suspension	Number of Cancelled Clubs	Average Cancelled Club Age	Members Lost Due to Cancellation	% of Clubs Cancelled for Non-Financial Reasons
52	0	0	0	1,406	42	52	-10	-0.71%	1,428	27	40%	0%	19%	0	0%	0	0	0	0%

* - P - Priority Club. Cancellation Reasons: 1-Objectives/conduct, 2-Non-active club, 5-Non-existing club, 6-Disbanding, 7-Merger, 8-Financial Suspension, 9-District/Multiple District Dues.

** Red denotes below 15 active members.

*** Red denotes 20% + loss.

**** Y - all 3 (President, Secretary, Treasurer) club officers reported, N - not all 3 reported.

***** Abbreviation: N-New, IP-Immediate Past, R-Repeat.




Club Health Assessment for District 13 OH7 through November 2025

			Status	Membership						Reports				Finance		LCIF
Club Number	Club Name	Charter Date	Times in Status Quo in Past 2 Years	Current Member Count **	YTD Members Added	YTD Members Dropped	YTD Net Growth% ***	Member Count 1 Year Ago	Dropped Members Avg.Length of Service	Months Since Membership Update	Current Officers Reported ****	Current President Repeated Term	VP Reported *****	Last Date Reported Service (mm/yyyy)	Account Balance	YTD Donations
Clubs less than two years old																
172305	Pleasantville	06/17/2024	Active	21	2	0	10.53%	22		0	Y	3	N	11/2025		
Clubs more than two years old																
5603	ALEXANDER L C	12/21/1971	Active	21	0	1	-4.55%	24	15	1	Y			11/2025		
5604	AMANDA	05/01/1958	Active	13	1	0	8.33%	12		1	Y		IP	08/2024		
5605	ATHENS	03/18/1946	Active	20	1	1	0.00%	17	5	0	Y	2	N	11/2025		
Exc Award (06/30/2017)																
5607	BELPRE	01/28/1953	Active	15	1	0	7.14%	19		2	Y		N	05/2025		
5608	BEVERLY	05/28/1945	Active	30	2	1	3.45%	28	3	1	Y		N	11/2025		\$400.00
5610	CARROLL	10/25/1946	Active	9	2	4	-18.18%	12	14	0	Y			09/2025		
53587	CARROLL BLOOM	08/15/1992	Active	20	0	0	0.00%	19		1	Y		N	11/2025		\$200.00
Exc Award (06/30/2017, 06/30/2023, 06/30/2024)																
5611	CENTERBURG	07/26/1944	Active	9	1	0	12.50%	8		2	Y	19		10/2024		
5612	CHAUNCEY DOVER L C	10/15/1970	Active	6	0	0	0.00%	6		5	Y		N	10/2024		
5613	CHESTERHILL	01/13/1954	Active	20	0	1	-4.76%	20	22	4	Y	2	R	11/2025		
5564	COAL GROVE	08/19/1946	Active	28	0	0	0.00%	29		4	N	3		10/2024		
5615	DANVILLE	04/18/1939	Active	6	0	0	0.00%	7		5	N	22		09/2024		
5616	DUNCAN FALLS PHILO	08/14/1953	Active	35	0	0	0.00%	35		17	Y		R	08/2025		\$200.00
5624	EAST KNOX L C	10/26/1971	Active	12	1	0	9.09%	15		4	Y			11/2025		\$500.00
Exc Award (06/30/2023, 06/30/2024)																
5617	ETNA	09/15/1948	Active	12	0	1	-7.69%	13	21	3	Y		N	10/2024		
5618	FRAZEYSBURG	09/29/1953	Active	20	1	0	5.26%	21		0	Y	2	R	10/2025		
5567	GALLIPOLIS	08/13/1956	Active	36	0	2	-5.26%	37	2	0	Y		N	09/2025		\$4,700.00
5621	GLENFORD	04/10/1962	Active	22	0	0	0.00%	21		7	Y	2		08/2025		
5622	HEATH	01/19/1956	Active	20	6	1	33.33%	16	2	2	Y	5		09/2024		\$200.00
Exc Award (06/30/2018)																
5623	HEBRON	01/30/1941	Active	17	3	0	21.43%	17		1	Y	2	N	11/2024		\$100.00
5573	IRONTON	12/19/1923	Active	21	0	0	0.00%	25		5	Y		N	08/2025		




Club Health Assessment for District 13 OH7 through November 2025

			Status	Membership						Reports				Finance		LCIF		
Club Number	Club Name	Charter Date	Times in Status Quo in Past 2 Years	Current Member Count **	YTD Members Added	YTD Members Dropped	YTD Net Growth% ***	Member Count 1 Year Ago	Dropped Members Avg.Length of Service	Months Since Membership Update	Current Officers Reported ****	Current President Repeated Term	VP Reported *****	Last Date Reported Service (mm/yyyy)	Account Balance	YTD Donations		
5574	JACKSON	04/27/1932	Active	35	4	0	12.90%	35		1	Y		N	11/2025		\$500.00		
	Exc Award (06/30/2023)																	
5626	LANCASTER	08/25/1939	Active	29	0	0	0.00%	29		8	Y	24		04/2025				
5627	LANCASTER TARHE	12/14/1973	Active	12	0	0	0.00%	12		17	Y	2	R	09/2024				
5628	LICKING VALLEY L C	05/21/1970	Active	57	0	2	-3.39%	62	13	2	Y		N	11/2025				
	Exc Award (06/30/2023)																	
5630	LOGAN	08/21/1956	Active	23	7	0	43.75%	15		1	Y	2	R	10/2024				
5631	MARIETTA NOON	10/13/1924	Active	46	0	4	-8.00%	50	9	0	Y		N	11/2025		\$500.00		
	Exc Award (06/30/2023)																	
5633	MILLERSPORT	06/06/1946	Active	115	3	5	-1.71%	113	7	0	Y		N	11/2025		\$2,000.00		
	Exc Award (06/30/2018, 06/30/2022, 06/30/2023, 06/30/2024)																	
5635	MOUNT VERNON	09/17/1970	Active	14	1	0	7.69%	13		4	Y	2	N	11/2024				
5637	NEWARK	06/30/1920	Active	48	1	1	0.00%	50	37	3	Y			11/2024		\$550.00		
5640	PATASKALA	08/17/1948	Active	42	4	1	7.69%	43	16	1	Y	3	R	12/2024				
5641	PICKERINGTON	09/19/1946	Active	59	4	2	3.51%	68	14	0	Y		N	11/2025		\$225.00		
5642	POMEROY MIDDLEPORT	01/03/1949	Active	11	1	0	10.00%	10		3	Y	4	R	11/2025				
5643	ROSEVILLE	12/07/1939	Active	6	0	0	0.00%	6		5	Y	13		09/2024				
5644	RUSHVILLE UNION	04/05/1951	Active	43	1	1	0.00%	43	5	3	Y		N	11/2025	90+ Days			
5645	SCENIC HILLS L C	04/05/1967	Active	10	0	0	0.00%	13		4	Y	2	R	09/2024				
5646	SOMERSET	11/29/1948	Active	12	0	0	0.00%	12		5	Y	12		10/2024				
5648	SPRINGFIELD TOWNSHIP	04/15/1957	Active	24	0	0	0.00%	24		6	Y	4		11/2024				
5649	SUMMIT STATION	05/18/1966	Active	15	1	0	7.14%	14		4	Y		N	07/2025	90+ Days	\$500.00		
42384	THE PLAINS	03/31/1983	Active	26	0	1	-3.70%	27	50	3	Y	2	N	05/2025		\$500.00		
5650	THORNVILLE	05/11/1951	Active	19	0	1	-5.00%	23	39	2	Y		N	10/2025		\$20.00		
5496	WARSAW	03/22/1955	Active	37	0	0	0.00%	37		5	Y			01/2025	90+ Days			
5597	WELLSTON	06/22/1932	Active(1)	10	0	2	-16.67%	16	6	0	Y	2		10/2025				
	Exc Award (06/30/2023)																	
5498	WEST LAFAYETTE	04/14/1958	Active	21	0	0	0.00%	22		5	Y	7		09/2024				
66934	ZANESVILLE HOST	12/11/2002	Active	11	4	0	57.14%	7		2	Y			09/2025				



Club Health Assessment for District 13 OH7 through November 2025



Club Number	Club Name	Charter Date	Status	Membership					Reports				Finance	LCIF
			Times in Status Quo in Past 2 Years	Current Member Count **	YTD Members Added	YTD Members Dropped	YTD Net Growth***	Member Count 1 Year Ago	Dropped Members Avg.Length of Service	Months Since Membership Update	Current Officers Reported ****	Current President Repeated Term	VP Reported *****	Last Date Reported Service (mm/yyyy)

Clubs Cancelled Previous Fiscal Year – Clubs Cancelled within last 12 months may be reinstated

Club Number	Club Name	Charter Date	Current Status*	Cancellation Date
5629	LIMESTONE VALLEY	03/19/1954	Cancelled(6*)	12/30/2024
149635	South Point Chesapeake	01/25/2022	Cancelled(6*)	12/30/2024
5651	WEST MUSKINGUM L C	03/19/1970	Cancelled(6*)	12/30/2024

Current Total Clubs Count	YTD New Clubs Count	YTD Cancelled Clubs Count	YTD Net Club Gain	Current Total Members Count	YTD Add	YTD Drop	YTD Net Growth	YTD Net Growth %	Member Count 12 Months Ago	Average Member Count Per Club	% of Clubs with less than 20 members	% No Officer Report in 12 Months	% of Clubs with balance 90+ days	Number of Clubs in Status Quo	% Status Quo Clubs in Financial Suspension	Number of Cancelled Clubs	Average Cancelled Club Age	Members Lost Due to Cancellation	% of Clubs Cancelled for Non-Financial Reasons
46	0	0	0	1,138	52	32	20	1.79%	1,167	25	41%	0%	7%	0	0%	0	0	0	0%

* - P - Priority Club. Cancellation Reasons: 1-Objectives/conduct, 2-Non-active club, 5-Non-existing club, 6-Disbanding, 7-Merger, 8-Financial Suspension, 9-District/Multiple District Dues.

** Red denotes below 15 active members.

*** Red denotes 20% + loss.

**** Y - all 3 (President, Secretary, Treasurer) club officers reported, N - not all 3 reported.

***** Abbreviation: N-New, IP-Immediate Past, R-Repeat.



Club Health Assessment for District 14 A through November 2025

			Status	Membership					Reports					Finance		LCIF
Club Number	Club Name	Charter Date	Times in Status Quo in Past 2 Years	Current Member Count **	YTD Members Added	YTD Members Dropped	YTD Net Growth% ***	Member Count 1 Year Ago	Dropped Members Avg.Length of Service	Months Since Membership Update	Current Officers Reported ****	Current President Repeated Term	VP Reported *****	Last Date Reported Service (mm/yyyy)	Account Balance	YTD Donations
Clubs less than two years old																
180794	Delaware Valley Town Watch	03/06/2025	Active	21	0	0	0.00%	0		1	Y	2	N	07/2025		
181769	Philadelphia Altru Vision	07/10/2025	Active	20	20	0	100.00%	0		3	Y		N			
182345	Philadelphia Asian American	09/15/2025	Newly Chartered	23	23	0	100.00%	0		2	Y		N			
Clubs more than two years old																
5654	ASTON TOWNSHIP	08/03/1948	Active	36	0	0	0.00%	40		6	Y		R	10/2025	90+ Days	
143617	Aston Township Lioness	11/20/2020	Active	41	2	2	0.00%	41	3	1	Y		R			
6441	AUDUBON OAKS	10/25/1950	Active	13	0	0	0.00%	13		19	Y	3		11/2022		
6442	BALA CYNWYD NARBERTH	06/13/1944	Active(1)	2	0	0	0.00%	4		6	Y	8		04/2018		
5672	BENSALEM TOWNSHIP	01/29/1948	Active	57	0	1	-1.72%	54	6	0	Y	2	N	09/2025		
5656	BRISTOL	02/12/1952	Active	40	0	0	0.00%	40		26	Y	2	N	05/2016		
98405	BUCKS CO ASSN - BLIND & VISUALLY IMPAIRED	01/29/2007	Active	26	0	0	0.00%	21		3	Y	4	R	12/2018		
131521	Bucks County Community College	06/28/2017	Active	1	0	0	0.00%	1		11	N	None				
5658	CHALFONT	09/14/1936	Active	19	0	1	-5.00%	21	21	0	Y	2		07/2025		
6444	COLLEGEVILLE	03/02/1927	Active	30	0	0	0.00%	30		13	Y	3	N	03/2024		
Exc Award (06/30/2023)																
5663	DOYLESTOWN	05/01/1945	Active	13	0	1	-7.14%	15	21	3	Y		N	09/2025		
143157	East Penn Hill Lioness	10/09/2020	Active	18	3	5	-10.00%	19	8	0	Y		N	10/2025		
Exc Award (06/30/2023)																
137925	Feasterville-Trevose	05/13/2019	Active	32	1	1	0.00%	34	0	2	Y	3	N	11/2025		
6451	GREEN LANE MARLBORO	10/20/1948	Active	26	0	0	0.00%	26		4	Y		N	10/2024		
Exc Award (06/30/2018, 06/30/2019, 06/30/2023)																
6452	HARLEYSVILLE	01/25/1945	Active	39	0	0	0.00%	39		6	Y			06/2018		\$1,300.00
6453	HATBORO	05/12/1948	Active	23	1	1	0.00%	23	8	0	Y		R	05/2021		
6454	HATFIELD	02/09/1939	Active	7	1	3	-22.22%	9	31	2	Y	21	R	05/2025		
5667	HILLTOWN TOWNSHIP	12/05/1947	Active	10	0	0	0.00%	10		2	Y	11		01/2019		
5669	LANGHORNE	01/15/1932	Active	14	0	0	0.00%	15		5	Y		IP	11/2025		



Club Health Assessment for District 14 A through November 2025

			Status	Membership					Reports				Finance		LCIF	
Club Number	Club Name	Charter Date	Times in Status Quo in Past 2 Years	Current Member Count **	YTD Members Added	YTD Members Dropped	YTD Net Growth% ***	Member Count 1 Year Ago	Dropped Members Avg.Length of Service	Months Since Membership Update	Current Officers Reported ****	Current President Repeated Term	VP Reported *****	Last Date Reported Service (mm/yyyy)	Account Balance	YTD Donations
6459	LANSDALE	06/29/1938	Active	22	0	0	0.00%	22		3	Y	5		11/2025		
5670	LANSDOWNE	03/17/1955	Active	5	0	0	0.00%	6		9	Y	5	R			
5675	MEDIA	10/24/1946	Active(1)	17	4	0	30.77%	14		2	Y	4	R	04/2019		\$300.00
5680	NEWTOWN	09/24/1969	Active	8	0	1	-11.11%	10	42	1	Y			10/2022		
5661	NORTHAMPTON TOWNSHIP	01/24/1958	Active	13	0	2	-13.33%	14	30	0	Y	2	R	10/2025		\$1,000.00
6467	ORELAND	04/10/1950	Active	19	0	2	-9.52%	26	20	0	Y		N	04/2019		
5682	PERKASIE	07/13/1938	Active	46	0	0	0.00%	45		9	Y		N	09/2025		
5693	PHIL NORTHEAST	08/10/1933	Active	50	0	0	0.00%	50		6	Y		N	02/2025		
Exc Award (06/30/2018, 06/30/2024)																
5700	PHIL SO PHIL	11/19/1935	Active	55	0	3	-5.17%	53	5	1	Y	2	R	03/2024		\$1,000.00
Exc Award (06/30/2018)																
50746	PHILA WILLS EYE HOSPITAL	06/26/1990	Active	12	0	0	0.00%	13		8	Y	8	N	01/2023		
154093	Philadelphia Chapel of the Four Chaplains	05/04/2023	Active	57	5	3	3.64%	56	6	0	Y		N	03/2024		
36302	PHILADELPHIA FILIPINO AMERICAN	12/05/1978	Active	12	2	6	-25.00%	19	18	0	N	3	R	11/2014	90+ Days	
40600	PHILADELPHIA LAW ENFORCEMENT	12/10/1981	Active	9	0	0	0.00%	9		19	N	17	R	05/2024		\$100.00
5690	PHILADELPHIA LINDLEY OLNEY	06/10/1942	Status Quo(1)	7	0	2	-22.22%	9	26	1	N	None		10/2020	90+ Days	
142205	Philadelphia Roxborough-Manayunk	07/16/2020	Status Quo(2)	54	1	0	1.89%	47		1	Y				90+ Days	
6478	POTTSTOWN-STOWE	09/02/1953	Active	15	3	1	15.38%	13	61	0	Y	11	R	07/2025		\$1,500.00
5706	QUAKERTOWN	09/20/1939	Active	21	3	0	16.67%	18		1	Y		N	10/2025	90+ Days	\$450.00
6473	ROYERSFORD	12/29/1937	Active	11	0	0	0.00%	12		11	Y	8	R	06/2019		
84618	Salus University	01/03/2005	Status Quo(1)	16	0	0	0.00%	15		1	Y	2	R	11/2014	90+ Days	
6476	SKIPPACK	08/03/1953	Active(3)	18	1	1	0.00%	19	51	1	Y		N	09/2022		
6477	SOUDERTON	02/16/1927	Active	11	1	0	10.00%	10		0	Y	8		11/2025		
5712	SOUTHAMPTON - WARMINSTER AREA	03/15/1961	Active(2)	16	0	0	0.00%	20		5	Y	11		05/2017		
5714	SPRINGFIELD	03/23/1948	Active	56	2	4	-3.45%	57	34	1	Y		N	10/2019		\$1,100.00
5715	SPRINGFIELD TOWNSHIP	02/18/1946	Active(1)	24	0	1	-4.00%	27	28	3	Y		N	03/2025		
Exc Award (06/30/2024)																



Club Health Assessment for District 14 A through November 2025

INTERNATIONAL

			Status		Membership					Reports					Finance		LCIF		
Club Number	Club Name	Charter Date	Times in Status Quo in Past 2 Years	Current Member Count **	YTD Members Added	YTD Members Dropped	YTD Net Growth***	Member Count 1 Year Ago	Dropped Members Avg.Length of Service	Months Since Membership Update	Current Officers Reported ****	Current President Repeated Term	VP Reported *****	Last Date Reported Service (mm/yyyy)	Account Balance	YTD Donations			
5716	SWARTHMORE	05/09/1951	Active	17	1	0	6.25%	20		4	Y	8		10/2018	90+ Days				
5718	TRUMBAUERSVILLE	11/21/1946	Active	29	0	0	0.00%	25		7	Y	7	R	06/2019					
6468	UPPER PERKIOMEN VALLEY	09/29/1943	Active	24	0	1	-4.00%	29	7	1	Y	3		09/2023					
Exc Award (06/30/2018)																			
5721	WARRINGTON TWSP	10/20/1941	Active	31	1	0	3.33%	29		2	Y	5	N	04/2025					
31998	WESTERN DELAWARE VALLEY L C	04/07/1976	Active	59	4	0	7.27%	50		0	Y	2	R	06/2018					
6485	WHITEMARSH	01/30/1950	Active	12	0	0	0.00%	12		7	Y	2		07/2022					
6487	WILLOW GROVE	02/09/1950	Active	15	0	0	0.00%	15		9	Y		IP	06/2025					
121760	Yardley-Makefield	04/01/2014	Active	28	0	4	-12.50%	31	7	0	Y	2	R	06/2019					
Current Total Clubs Count	YTD New Clubs Count	YTD Cancelled Clubs Count	YTD Net Club Gain	Current Total Members Count	YTD Add	YTD Drop	YTD Net Growth %	Member Count 12 Months Ago	Average Member Count Per Club	% of Clubs with less than 20 members	% No Officer Report in 12 Months	% of Clubs with balance 90+ days	Number of Clubs in Status Quo	% Status Quo Clubs in Financial Suspension	Number of Cancelled Clubs	Average Cancelled Club Age	Members Lost Due to Cancellation	% of Clubs Cancelled for Non-Financial Reasons	
54	2	0	2	1,300	79	46	33	2.60%	1,250	24	50%	4%	13%	3	100%	0	0	0	0%

* - P - Priority Club. Cancellation Reasons: 1-Objectives/conduct, 2-Non-active club, 5-Non-existing club, 6-Disbanding, 7-Merger, 8-Financial Suspension, 9-District/Multiple District Dues.

** Red denotes below 15 active members.

*** Red denotes 20% + loss.

**** Y - all 3 (President, Secretary, Treasurer) club officers reported, N - not all 3 reported.

***** Abbreviation: N-New, IP-Immediate Past, R-Repeat.



Club Health Assessment for District 14 B through November 2025

			Status	Membership						Reports				Finance	LCIF	
Club Number	Club Name	Charter Date	Times in Status Quo in Past 2 Years	Current Member Count **	YTD Members Added	YTD Members Dropped	YTD Net Growth% ***	Member Count 1 Year Ago	Dropped Members Avg.Length of Service	Months Since Membership Update	Current Officers Reported ****	Current President Repeated Term	VP Reported *****	Last Date Reported Service (mm/yyyy)	Account Balance	YTD Donations
Clubs more than two years old																
5725	BETHEL PARK	12/09/1942	Active	63	2	0	3.28%	63		0	Y		N	10/2025		
Exc Award (06/30/2023)																
38566	BLMF LAWRENCEVLE AREA L C	06/03/1980	Cancelled(8*)	0	0	13	-100.00%	14	17	1	N	None		07/2023	90+ Days	
129297	Bridgeville Greater Area	11/11/2016	Active	9	0	4	-30.77%	13	20	0	Y	2	N	10/2025		
5731	CENTRAL ELIZABETH TOWNSHIP	03/01/1962	Active	11	0	0	0.00%	11		2	N			06/2022	90+ Days	
5732	CHESWICK SPRINGDALE	02/10/1945	Active	13	0	2	-13.33%	15	45	0	Y	9		11/2025		
5733	CLAIRTON	04/18/1922	Active	27	0	12	-30.77%	40	21	0	Y		N	11/2025		
5736	ELFINWILD	12/14/1949	Active	27	0	0	0.00%	17		4	Y	3	N	11/2025		\$1,000.00
5751	MCKEESPORT	02/27/1922	Active	33	1	1	0.00%	30	8	0	Y		R	11/2025		\$100.00
Exc Award (06/30/2022)																
111378	MON RIVER FLEET	06/17/2011	Active	25	1	0	4.17%	27		2	Y		N	10/2025		\$400.00
5753	MONROEVILLE	10/02/1952	Active	25	0	0	0.00%	26		5	Y		N	11/2025		
5754	MT. LEBANON	03/06/1929	Active	24	0	0	0.00%	29		6	Y	2	R	03/2025		\$1,000.00
5757	OAKMONT	04/05/1940	Active	42	1	0	2.44%	39		0	Y		N	11/2025		\$300.00
37032	PITCAIRN	05/09/1979	Active	16	3	0	23.08%	11		1	Y	5	N	10/2025		
52968	PITTSBURG SHADYSIDE-SQUIR HILL	04/27/1992	Active	10	0	0	0.00%	10		5	Y	15		12/2023		
5760	PITTSBURGH	11/27/1920	Active	12	6	0	100.00%	5		0	N			11/2023		
46273	PITTSBURGH BRENTWOOD	06/12/1986	Active	12	0	0	0.00%	12		2	Y	2	N	11/2025		
56175	PITTSBURGH DEAF BLIND	10/24/1994	Active	11	0	0	0.00%	13		5	Y	4		10/2025		\$100.00
5765	PITTSBURGH GRANDVIEW	12/08/1948	Active	14	0	0	0.00%	14		16	Y		N	05/2025		
45401	PITTSBURGH HILLTOP	10/07/1985	Active	16	0	0	0.00%	16		2	N	5		02/2024		
5773	PLEASANT HILLS	12/18/1940	Active	22	1	0	4.76%	23		4	Y	2	N	11/2025		
5775	ROBINSON	10/10/1955	Active	20	3	3	0.00%	21	5	1	Y	3	N	09/2025		
5748	SOUTH PARK L C	05/18/1960	Active	28	3	0	12.00%	24		1	N		N	09/2025		
5752	STO-KEN-ROX	06/23/1937	Active	12	0	0	0.00%	12		0	Y	13	R	08/2025		
5777	TARENTUM AREA	03/23/1939	Active	22	1	0	4.76%	22		4	Y	4	R	10/2025		\$500.00



Club Health Assessment for District 14 B through November 2025

INTERNATIONAL

Club Number	Club Name	Charter Date	Status	Membership						Reports				Finance	LCIF	
			Times in Status Quo in Past 2 Years	Current Member Count **	YTD Members Added	YTD Members Dropped	YTD Net Growth% ***	Member Count 1 Year Ago	Dropped Members Avg.Length of Service	Months Since Membership Update	Current Officers Reported ****	Current President Repeated Term	VP Reported *****	Last Date Reported Service (mm/yyyy)	Account Balance	YTD Donations
5782	WEST MIFFLIN	09/14/1953	Active	30	0	0	0.00%	29		7	Y	4	R	09/2025		
5785	WHITE OAK	03/20/1950	Active	30	0	0	0.00%	30		17	Y		IP	11/2025		
5784	WHITEHALL COMMUNITY	03/11/1949	Active	18	0	2	-10.00%	20	36	0	Y	3	R	11/2025		\$125.00

Clubs Cancelled Previous Fiscal Year – Clubs Cancelled within last 12 months may be reinstated

Club Number	Club Name	Charter Date	Current Status*	Cancellation Date
5744	HOMESTEAD DISTRICT	10/30/1947	Cancelled(6*)	12/30/2024
5750	NORTHERN ALLEGHENY	03/21/1950	Cancelled(6*)	06/29/2025
5767	PITTSBURGH NORTH SIDE	05/27/1935	Cancelled(8*)	12/30/2024

Current Total Clubs Count	YTD New Clubs Count	YTD Cancelled Clubs Count	YTD Net Club Gain	Current Total Members Count	YTD Add	YTD Drop	YTD Net Growth	YTD Net Growth %	Member Count 12 Months Ago	Average Member Count Per Club	% of Clubs with less than 20 members	% No Officer Report in 12 Months	% of Clubs with balance 90+ days	Number of Clubs in Status Quo	% Status Quo Clubs in Financial Suspension	Number of Cancelled Clubs	Average Cancelled Club Age	Members Lost Due to Cancellation	% of Clubs Cancelled for Non-Financial Reasons
26	0	1	-1	572	22	37	-15	-2.56%	586	22	46%	0%	4%	0	0%	1	287	13	-100%

* - P - Priority Club. Cancellation Reasons: 1-Objectives/conduct, 2-Non-active club, 5-Non-existing club, 6-Disbanding, 7-Merger, 8-Financial Suspension, 9-District/Multiple District Dues.

** Red denotes below 15 active members.

*** Red denotes 20% + loss.

**** Y - all 3 (President, Secretary, Treasurer) club officers reported, N - not all 3 reported.

***** Abbreviation: N-New, IP-Immediate Past, R-Repeat.



Club Health Assessment for District 14 C through November 2025

			Status	Membership						Reports				Finance		LCIF
Club Number	Club Name	Charter Date	Times in Status Quo in Past 2 Years	Current Member Count **	YTD Members Added	YTD Members Dropped	YTD Net Growth% ***	Member Count 1 Year Ago	Dropped Members Avg.Length of Service	Months Since Membership Update	Current Officers Reported ****	Current President Repeated Term	VP Reported *****	Last Date Reported Service (mm/yyyy)	Account Balance	YTD Donations
Clubs more than two years old																
5789	ARENDSVILLE	06/13/1973	Active	26	0	0	0.00%	27		0	Y			11/2025		\$625.00
	Exc Award (06/30/2023, 06/30/2025)															
5791	BOILING SPRINGS	05/23/1947	Active	44	5	2	7.32%	31	3	0	Y		N	11/2025		\$1,100.00
	Exc Award (06/30/2022, 06/30/2024)															
5792	BROGUE COMMUNITY	03/05/1959	Active	16	0	1	-5.88%	19	2	0	Y			10/2025		\$518.00
	Exc Award (06/30/2023, 06/30/2024)															
5793	CAMP HILL	11/24/1952	Active	33	1	1	0.00%	33	3	1	Y		N	10/2025		
	Exc Award (06/30/2023)															
5794	CARLISLE	02/16/1933	Active	25	4	0	19.05%	19		2	Y		N	10/2025		
	Exc Award (06/30/2021, 06/30/2022, 06/30/2023)															
5795	CASHTOWN COMMUNITY	12/08/1959	Status Quo(1)	15	2	0	15.38%	16		1	Y	11		08/2024	90+ Days	
5796	DALLASTOWN	11/17/1933	Active	19	1	2	-5.00%	21	8	0	Y		N	10/2025		\$450.00
	Exc Award (06/30/2018)															
5797	DILLSBURG	11/05/1931	Active	40	0	0	0.00%	40		6	Y		N	09/2025		
	Exc Award (06/30/2023)															
5798	DOVER	05/08/1939	Active	37	0	1	-2.63%	40	54	0	Y	2	R	10/2025		
	Exc Award (06/30/2023)															
5799	EAST BERLIN	08/27/1957	Active	19	0	1	-5.00%	21	53	1	Y	2		01/2025		
5807	EAST PENNSBORO	02/26/1946	Status Quo(1)	10	0	0	0.00%	11		10	N	6		02/2023	90+ Days	
5800	EAST PROSPECT	04/23/1952	Active	14	0	0	0.00%	15		3	Y	2	R	11/2025		\$300.00
	Exc Award (06/30/2023)															
5802	FAIRFIELD	06/25/1945	Active	22	2	1	4.76%	21	1	1	N	4	R	11/2025		
	Exc Award (06/30/2025)															
5804	GETTYSBURG	01/23/1924	Active	8	0	0	0.00%	9		5	Y			05/2025		
5809	HANOVER	08/12/1932	Active	46	2	2	0.00%	32	1	0	Y		N	11/2025		
	Exc Award (06/30/2023, 06/30/2025)															
46395	HANOVER WEST MANHEIM TOWNSHIP	06/30/1986	Active	7	0	1	-12.50%	10	4	0	Y	2		11/2025		\$1,000.00
5811	JACKSONVILLE	11/16/1960	Active	14	0	0	0.00%	14		2	Y		N	11/2025		
	Exc Award (06/30/2018, 06/30/2022)															



Club Health Assessment for District 14 C through November 2025

			Status	Membership						Reports				Finance	LCIF	
Club Number	Club Name	Charter Date	Times in Status Quo in Past 2 Years	Current Member Count **	YTD Members Added	YTD Members Dropped	YTD Net Growth% ***	Member Count 1 Year Ago	Dropped Members Avg.Length of Service	Months Since Membership Update	Current Officers Reported ****	Current President Repeated Term	VP Reported *****	Last Date Reported Service (mm/yyyy)	Account Balance	YTD Donations
5812	JACOBUS	02/28/1952	Active	51	1	2	-1.92%	45	8	0	Y	2		11/2025	90+ Days	\$150.00
Exc Award (06/30/2022)																
146517	Jacobus Area Lioness	06/09/2021	Active	44	0	1	-2.22%	43	4	3	Y		N	10/2025		
Exc Award (06/30/2022, 06/30/2024)																
5813	JEFFERSON COMMUNITY L C	02/11/1965	Active	19	0	1	-5.00%	21	51	1	N			08/2024		
5814	KREUTZ CREEK VALLEY	04/24/1942	Active	10	0	0	0.00%	13		8	Y			07/2024		
Exc Award (06/30/2023)																
5817	LITTLESTOWN	09/28/1939	Active	8	0	0	0.00%	9		7	Y	17		11/2025		
5820	MASON + DIXON	10/16/1930	Active	21	9	0	75.00%	13		0	Y	2		07/2025		
5821	MECHANICSBURG	10/05/1949	Active	95	9	0	10.47%	85		0	Y		N	11/2025		\$200.00
Exc Award (06/30/2018, 06/30/2021, 06/30/2022, 06/30/2023, 06/30/2024)																
5822	MOUNT HOLLY SPRINGS	03/19/1946	Active	20	0	1	-4.76%	21	1	3	Y		R	06/2025		
150825	New Cumberland Area	05/19/2022	Active	12	1	0	9.09%	11		1	Y		R	12/2024		
5825	NEW FREEDOM	09/28/1933	Active	44	0	3	-6.38%	45	1	1	Y		N	11/2025	\$2,058.00	
Exc Award (06/30/2018, 06/30/2020, 06/30/2022, 06/30/2023, 06/30/2024, 06/30/2025)																
5827	NEWVILLE	05/09/1947	Active	27	1	3	-6.90%	30	21	0	Y	2	R	11/2024		
Exc Award (06/30/2018)																
5829	PINCHOT PARK	10/14/1959	Active	10	0	0	0.00%	15		5	Y	2	R	06/2025		
Exc Award (06/30/2023)																
5830	PLAINFIELD	01/05/1959	Active	17	1	1	0.00%	20	43	1	Y		N	11/2025	\$200.00	
Exc Award (06/30/2023, 06/30/2024)																
5831	RED LION	01/02/1924	Active	22	1	2	-4.35%	26	12	0	Y		N	11/2025		
Exc Award (06/30/2024)																
5833	SHILOH	12/12/1951	Active	41	0	1	-2.38%	40	48	2	Y	3	N	07/2025	\$300.00	
5834	SHIPPENSBURG	10/18/1932	Active	33	2	2	0.00%	36	4	0	Y		N	11/2025	\$500.00	
Exc Award (06/30/2023)																
132697	Shrewsbury Area Centennial	10/04/2017	Active	23	1	1	0.00%	22	3	1	Y		N	11/2025		
Exc Award (06/30/2021, 06/30/2022)																
5838	SPRING GROVE	01/13/1933	Active	28	0	2	-6.67%	27	35	0	Y		N	10/2025		
5839	STEWARTSTOWN	12/16/1932	Active	45	0	4	-8.16%	45	9	2	Y		N	07/2025	\$150.00	



Club Health Assessment for District 14 C through November 2025

			Status	Membership						Reports				Finance	LCIF	
Club Number	Club Name	Charter Date	Times in Status Quo in Past 2 Years	Current Member Count **	YTD Members Added	YTD Members Dropped	YTD Net Growth% ***	Member Count 1 Year Ago	Dropped Members Avg.Length of Service	Months Since Membership Update	Current Officers Reported ****	Current President Repeated Term	VP Reported *****	Last Date Reported Service (mm/yyyy)	Account Balance	YTD Donations
Exc Award (06/30/2018, 06/30/2022, 06/30/2023)																
5840	SUSQUEHANNA	10/12/1933	Active	57	0	1	-1.72%	58	2	0	Y		N	10/2025		
Exc Award (06/30/2023)																
5841	UPPER ADAMS COUNTY	03/23/1939	Active	30	2	1	3.45%	32	0	2	Y		N	12/2024		
Exc Award (06/30/2024)																
5845	WEST SHORE	05/28/1941	Active	14	0	0	0.00%	14		13	Y	5		10/2024		
5846	WINDSOR	01/25/1954	Active	21	1	0	5.00%	19		0	Y		N	11/2025		\$500.00
Exc Award (06/30/2018, 06/30/2019, 06/30/2022)																
33520	YORK NEW SALEM	03/16/1977	Active	8	0	7	-46.67%	15	21	0	N	None		10/2024		
Exc Award (06/30/2023)																
5852	YORK SPRINGS	03/01/1939	Active	48	0	0	0.00%	43		1	Y		N	11/2025		\$50.00
108038	YORK WHITE ROSE	04/08/2010	Active	22	0	2	-8.33%	21	0	3	Y		N	01/2025		
Exc Award (06/30/2017, 06/30/2022, 06/30/2023, 06/30/2024)																

Clubs Cancelled Previous Fiscal Year – Clubs Cancelled within last 12 months may be reinstated

Club Number	Club Name	Charter Date	Current Status*	Cancellation Date
5826	NEW OXFORD	03/16/1939	Cancelled(6*)	01/29/2025

Current Total Clubs Count	YTD New Clubs Count	YTD Cancelled Clubs Count	YTD Net Club Gain	Current Total Members Count	YTD Add	YTD Drop	YTD Net Growth	YTD Net Growth %	Member Count 12 Months Ago	Average Member Count Per Club	% of Clubs with less than 20 members	% No Officer Report in 12 Months	% of Clubs with balance 90+ days	Number of Clubs in Status Quo	% Status Quo Clubs in Financial Suspension	Number of Cancelled Clubs	Average Cancelled Club Age	Members Lost Due to Cancellation	% of Clubs Cancelled for Non-Financial Reasons
43	0	0	0	1,165	46	47	-1	-0.09%	1,148	27	40%	0%	7%	2	100%	0	0	0	0%

* - P - Priority Club. Cancellation Reasons: 1-Objectives/conduct, 2-Non-active club, 5-Non-existing club, 6-Disbanding, 7-Merger, 8-Financial Suspension, 9-District/Multiple District Dues.

** Red denotes below 15 active members.

*** Red denotes 20% + loss.

**** Y - all 3 (President, Secretary, Treasurer) club officers reported, N - not all 3 reported.

***** Abbreviation: N-New, IP-Immediate Past, R-Repeat.



Club Health Assessment for District 14 D through November 2025

			Status	Membership						Reports				Finance		LCIF	
Club Number	Club Name	Charter Date	Times in Status Quo in Past 2 Years	Current Member Count **	YTD Members Added	YTD Members Dropped	YTD Net Growth% ***	Member Count 1 Year Ago	Dropped Members Avg.Length of Service	Months Since Membership Update	Current Officers Reported ****	Current President Repeated Term	VP Reported *****	Last Date Reported Service (mm/yyyy)	Account Balance	YTD Donations	
Clubs less than two years old																	
190916	Lancaster-Lebanon Disaster Relief	10/30/2025	Newly Chartered	25	25	0	100.00%	0		0	Y			11/2025			
180687	Warwick Area	02/02/2025	Active	23	0	2	-8.00%	0	1	1	Y	2		11/2025		\$70.00	
Clubs more than two years old																	
5856	AKRON	12/02/1938	Active	37	2	6	-9.76%	39	30	0	Y		N	09/2025	90+ Days		
5857	BAREVILLE LEOLA LEACO	03/14/1927	Active	25	1	2	-3.85%	27	16	1	Y	2	R	11/2024			
5858	BARON STIEGEL	06/01/1943	Active	28	1	1	0.00%	27	2	0	Y		N	11/2025		\$25.00	
5862	CHRISTIANA	10/30/1941	Active	27	0	0	0.00%	27		15	Y	2	R	09/2025			
5864	COLUMBIA	04/15/1947	Active	56	1	0	1.82%	53		3	Y	4	N	11/2025			
38029	CONOY L C	02/04/1980	Active	39	3	1	5.41%	36	19	0	Y		N	11/2025			
5866	DENVER	08/27/1926	Active	30	0	1	-3.23%	30	43	1	Y		N	11/2025		\$400.00	
Exc Award (06/30/2023)																	
5867	EAST COCALICO	01/09/1944	Active	65	0	3	-4.41%	64	25	1	Y		N	11/2025		\$70.00	
Exc Award (06/30/2018, 06/30/2021)																	
5869	EAST PETERSBURG - LANDISVILLE	04/02/1957	Active	40	3	1	5.26%	32	20	0	Y		IP	11/2025		\$390.00	
Exc Award (06/30/2024)																	
5870	ELIZABETHTOWN	01/14/1941	Active	35	1	2	-2.78%	37	11	1	Y		IP	10/2025			
5871	EPHRATA	02/13/1925	Active	47	1	3	-4.08%	52	14	0	Y		N	10/2025			
Exc Award (06/30/2025)																	
5872	FREDERICKSBURG	04/24/1944	Active	8	0	0	0.00%	10		5	Y	11	R	04/2025			
135234	Gap Town Clock Centennial	06/19/2018	Active	6	0	5	-45.45%	11	7	0	N	None		05/2024			
5873	GARDEN SPOT L C	06/06/1972	Active	14	0	1	-6.67%	12	3	2	Y	6	R	11/2025			
141414	Heidelberg Lioness	04/13/2020	Active	13	0	0	0.00%	14		6	Y		N	11/2025			
5875	INTERCOURSE	02/28/1973	Active	15	0	0	0.00%	16		5	Y	2		04/2025			
5876	JONESTOWN	11/04/1942	Active	9	0	1	-10.00%	10	1	3	Y	4	R	10/2025			
5877	LAFAYETTE	03/12/1947	Active	8	0	0	0.00%	6		5	Y	3		10/2025	\$20.00		
5878	LANCASTER	03/01/1923	Active	21	16	28	-36.36%	34	9	1	Y	2	R	10/2025	90+ Days		
Exc Award (06/30/2023)																	




Club Health Assessment for District 14 D through November 2025

			Status	Membership						Reports				Finance	LCIF	
Club Number	Club Name	Charter Date	Times in Status Quo in Past 2 Years	Current Member Count **	YTD Members Added	YTD Members Dropped	YTD Net Growth% ***	Member Count 1 Year Ago	Dropped Members Avg.Length of Service	Months Since Membership Update	Current Officers Reported ****	Current President Repeated Term	VP Reported *****	Last Date Reported Service (mm/yyyy)	Account Balance	YTD Donations
149726	Lancaster Historic	02/14/2022	Active	15	0	0	0.00%	15		20	N	None		09/2025		
5880	LEBANON	05/27/1924	Active	55	1	0	1.85%	48		4	Y		R	10/2025		
5881	LITITZ	01/16/1941	Active	46	4	5	-2.13%	53	9	0	Y			10/2025		
5882	MANHEIM	11/04/1925	Active	26	0	0	0.00%	28		5	Y		N	08/2025		
5883	MANHEIM TOWNSHIP	04/01/1957	Active	16	0	0	0.00%	16		6	Y		N	11/2025		\$100.00
5885	MARIETTA	03/14/1932	Active	19	1	0	5.56%	16		3	Y		N	10/2025		\$100.00
5886	MILLERSVILLE	03/16/1932	Active	65	3	2	1.56%	84	7	0	Y	2	N	10/2025		\$660.00
Exc Award (06/30/2022, 06/30/2023, 06/30/2024)																
139591	Millersville Lioness	08/13/2019	Active	22	1	0	4.76%	23		2	Y		N	11/2025		
5887	MOUNT JOY	04/03/1945	Active	27	1	6	-15.63%	32	12	3	Y		N	08/2025		\$250.00
Exc Award (06/30/2022, 06/30/2023)																
5888	MOUNTVILLE	04/15/1947	Active	36	1	0	2.86%	37		4	Y		N	11/2025		
Exc Award (06/30/2017, 06/30/2018, 06/30/2023)																
5889	MYERSTOWN	10/30/1950	Active	16	0	0	0.00%	17		11	Y			12/2024		
5890	NEW HOLLAND	05/26/1925	Active	18	0	0	0.00%	18		0	Y		IP	09/2025		
5894	PALMYRA AREA	01/12/1938	Active	18	2	0	12.50%	17		2	Y		R	10/2025	90+ Days	\$480.00
Exc Award (06/30/2021)																
5895	PARADISE TOWNSHIP	02/27/1928	Active	23	0	0	0.00%	24		3	Y			07/2025		
5896	QUARRYVILLE	09/09/1926	Active	41	0	0	0.00%	38		4	Y		N	10/2025		\$660.00
37920	SCHOENECK AREA L C	01/24/1980	Active	5	0	0	0.00%	5		5	Y		IP	02/2025		
5901	SOUTH LEBANON	03/20/1950	Active	11	1	2	-8.33%	12	41	4	Y			07/2025		
5902	STRASBURG	03/22/1932	Active	42	0	0	0.00%	43		4	Y		N	10/2025		\$600.00
5905	WAKEFIELD	04/28/1972	Active	56	0	3	-5.08%	67	45	0	Y		N	01/2025		
5908	WEST EARL	05/26/1939	Active	30	0	0	0.00%	29		5	Y	2	R	11/2025		\$700.00
5911	WILLOW STREET	11/25/1946	Active	20	1	1	0.00%	29	0	2	Y			11/2025		\$705.00
Exc Award (06/30/2022)																
122260	Wilshire Hills	05/19/2014	Active	7	1	0	16.67%	9		2	Y	5		01/2024		
Exc Award (06/30/2018)																



Club Health Assessment for District 14 D through November 2025

<div>Club NumberClub NameCharter Date</div>						Status		Membership					Reports				Finance		LCIF
						Times in Status Quo in Past 2 Years	Current Member Count **	YTD Members Added	YTD Members Dropped	YTD Net Growth***	Member Count 1 Year Ago	Dropped Members Avg.Length of Service	Months Since Membership Update	Current Officers Reported ****	Current President Repeated Term	VP Reported *****	Last Date Reported Service (mm/yyyy)	Account Balance	YTD Donations
Current Total Clubs Count	YTD New Clubs Count	YTD Cancelled Clubs Count	YTD Net Club Gain	Current Total Members Count	YTD Add	YTD Drop	YTD Net Growth	Member Count 12 Months Ago	Average Member Count Per Club	% of Clubs with less than 20 members	% No Officer Report in 12 Months	% of Clubs with balance 90+ days	Number of Clubs in Status Quo	% Status Quo Clubs in Financial Suspension	Number of Cancelled Clubs	Average Cancelled Club Age	Members Lost Due to Cancellation	% of Clubs Cancelled for Non-Financial Reasons	
43	1	0	1	1,185	71	76	-5	-0.42%	1,197	28	37%	2%	7%	0	0%	0	0	0	0%

* - P - Priority Club. Cancellation Reasons: 1-Objectives/conduct, 2-Non-active club, 5-Non-existing club, 6-Disbanding, 7-Merger, 8-Financial Suspension, 9-District/Multiple District Dues.

** Red denotes below 15 active members.

*** Red denotes 20% + loss.

**** Y - all 3 (President, Secretary, Treasurer) club officers reported, N - not all 3 reported.

***** Abbreviation: N-New, IP-Immediate Past, R-Repeat.



Club Health Assessment for District 14 E through November 2025

			Status	Membership					Reports				Finance		LCIF	
Club Number	Club Name	Charter Date	Times in Status Quo in Past 2 Years	Current Member Count **	YTD Members Added	YTD Members Dropped	YTD Net Growth% ***	Member Count 1 Year Ago	Dropped Members Avg.Length of Service	Months Since Membership Update	Current Officers Reported ****	Current President Repeated Term	VP Reported *****	Last Date Reported Service (mm/yyyy)	Account Balance	YTD Donations
Clubs more than two years old																
5912	ALLEGHENY TOWNSHIP	10/21/1952	Active	10	0	0	0.00%	10		9	Y	2	N	11/2025		\$1,000.00
5913	ARNOLD	01/30/1942	Active	11	0	0	0.00%	11		3	Y	3		05/2015		
5916	BUSHY RUN	01/21/1948	Active	35	0	0	0.00%	35		5	Y		N	05/2022		\$50.00
5917	CHESTNUT RIDGE	05/14/1953	Active	20	0	0	0.00%	25		7	Y	3	N	03/2024		
Exc Award (06/30/2020, 06/30/2021)																
5918	DELMONT	10/09/1944	Active	38	2	0	5.56%	38		0	Y		N	11/2025		\$250.00
Exc Award (06/30/2021, 06/30/2024)																
5922	GREENSBURG EAST	08/12/1935	Active	13	0	0	0.00%	12		7	Y	2		03/2025		
	HEMPFIELD															
5926	JEANNETTE	06/05/1940	Active(1)	6	0	0	0.00%	6		11	Y	11		04/2018		
5927	LATROBE-DERRY	11/20/1940	Active	28	3	1	7.69%	28	14	0	Y	2	R	09/2023		
Exc Award (06/30/2023)																
5928	LEVEL GREEN	12/27/1948	Active	36	0	4	-10.00%	36	3	0	Y	2	N	10/2025		
5931	LOWER BURRELL CITY	06/01/1950	Active	22	0	4	-15.38%	26	5	4	Y	9	R	11/2024		\$1,000.00
5933	MANOR	04/08/1948	Active	18	0	0	0.00%	18		10	Y	2		05/2025		\$50.00
Exc Award (06/30/2023)																
5934	MONESSEN	05/06/1948	Active	37	0	1	-2.63%	40	30	3	Y	2	R	03/2018		
Exc Award (06/30/2022)																
5935	MOUNT PLEASANT TOWNSHIP	01/19/1948	Active	41	0	0	0.00%	44		5	Y	6	R	12/2022		
5921	MURRYSVILLE	10/25/1951	Active	16	0	0	0.00%	18		5	Y	2	R	08/2025		
5936	NEW ALEXANDRIA	05/13/1959	Active	48	0	0	0.00%	48		6	Y	2	R	12/2024		
Exc Award (06/30/2021, 06/30/2023)																
5937	NEW FLORENCE	06/07/1950	Active	22	1	1	0.00%	22	2	2	Y		R	11/2025		
Exc Award (06/30/2020)																
5938	NEW KENSINGTON	03/08/1939	Active	11	0	0	0.00%	13		5	Y	9		11/2025		
5939	NORWIN	04/28/1955	Active	37	2	3	-2.63%	32	13	0	Y	4	R	11/2025		\$100.00
5940	ROSTRAVER TWSP	04/23/1953	Active	47	1	0	2.17%	45		3	Y	2	R	10/2025		\$896.00
Exc Award (06/30/2022)																
5923	SEWICKLEY AREA L C	02/19/1946	Active	4	0	0	0.00%	9		0	Y	5		08/2025		



Club Health Assessment for District 14 E through November 2025

			Status	Membership						Reports				Finance	LCIF	
Club Number	Club Name	Charter Date	Times in Status Quo in Past 2 Years	Current Member Count **	YTD Members Added	YTD Members Dropped	YTD Net Growth% ***	Member Count 1 Year Ago	Dropped Members Avg.Length of Service	Months Since Membership Update	Current Officers Reported ****	Current President Repeated Term	VP Reported *****	Last Date Reported Service (mm/yyyy)	Account Balance	YTD Donations
61240	SLICKVILLE	11/13/1998	Active	40	0	0	0.00%	41		0	Y		N	11/2025		
	Exc Award (06/30/2016)															
5946	TRAFFORD	06/05/1945	Active(2)	6	0	0	0.00%	6		25	N	6		03/2020		
5948	VANDERGRIFT	05/22/1940	Active	19	0	1	-5.00%	23	32	0	Y		N	05/2025		
65280	WASHINGTON BELL	04/29/2002	Active	10	0	1	-9.09%	11	23	1	Y	11	N			
5949	WEST NEWTON	04/13/1945	Active	18	1	5	-18.18%	23	6	3	Y	14	R	10/2024		\$50.00
5950	YOUNGWOOD	07/16/1940	Active	36	0	0	0.00%	36		5	Y	5	N	10/2025		\$500.00
	Exc Award (06/30/2022, 06/30/2023)															
5951	YUKON	09/10/1945	Active	25	0	0	0.00%	25		1	N	6		06/2023		

Clubs Cancelled Previous Fiscal Year – Clubs Cancelled within last 12 months may be reinstated

Club Number	Club Name	Charter Date	Current Status*	Cancellation Date
129392	Scottdale Centennial	11/22/2016	Cancelled(6*)	06/29/2025

Current Total Clubs Count	YTD New Clubs Count	YTD Cancelled Clubs Count	YTD Net Club Gain	Current Total Members Count	YTD Add	YTD Drop	YTD Net Growth	YTD Net Growth %	Member Count 12 Months Ago	Average Member Count Per Club	% of Clubs with less than 20 members	% No Officer Report in 12 Months	% of Clubs with balance 90+ days	Number of Clubs in Status Quo	% Status Quo Clubs in Financial Suspension	Number of Cancelled Clubs	Average Cancelled Club Age	Members Lost Due to Cancellation	% of Clubs Cancelled for Non-Financial Reasons
27	0	0	0	654	10	21	-11	-1.65%	681	24	44%	0%	0%	0	0%	0	0	0	0%

* - P - Priority Club. Cancellation Reasons: 1-Objectives/conduct, 2-Non-active club, 5-Non-existing club, 6-Disbanding, 7-Merger, 8-Financial Suspension, 9-District/Multiple District Dues.

** Red denotes below 15 active members.

*** Red denotes 20% + loss.

**** Y - all 3 (President, Secretary, Treasurer) club officers reported, N - not all 3 reported.

***** Abbreviation: N-New, IP-Immediate Past, R-Repeat.



Club Health Assessment for District 14 F through November 2025

			Status	Membership						Reports				Finance		LCIF
Club Number	Club Name	Charter Date	Times in Status Quo in Past 2 Years	Current Member Count **	YTD Members Added	YTD Members Dropped	YTD Net Growth% ***	Member Count 1 Year Ago	Dropped Members Avg.Length of Service	Months Since Membership Update	Current Officers Reported ****	Current President Repeated Term	VP Reported *****	Last Date Reported Service (mm/yyyy)	Account Balance	YTD Donations
Clubs more than two years old																
5952	ALBION AREA	05/27/1947	Active	26	1	0	4.00%	26		4	Y	2		06/2025	90+ Days	\$1,000.00
5993	BRADFORD AREA	10/08/1952	Active	30	3	1	7.14%	31	2	2	Y		N	03/2025		
141293	Bradford Community Pride	04/07/2020	Active	30	0	0	0.00%	34		5	Y	3	N	09/2024		
Exc Award (06/30/2021, 06/30/2022, 06/30/2023)																
48416	CENTERVILLE	04/18/1988	Active	31	0	0	0.00%	31		13	Y		N	02/2025		
Exc Award (06/30/2024)																
5954	CLINTONVILLE	10/20/1955	Active	28	0	0	0.00%	29		9	Y	5		05/2025		
5956	COMMODORE PERRY	10/04/1955	Active	37	0	3	-7.50%	44	4	2	Y	2		05/2025		\$100.00
42273	CONNEAUT LAKE	02/28/1983	Active	21	0	0	0.00%	21		18	Y	2		12/2024		
Exc Award (06/30/2016)																
35535	CRANBERRY AREA L C	05/08/1978	Active	25	0	1	-3.85%	25	1	3	Y			12/2024		\$200.00
5958	ERIE	05/19/1922	Active	32	0	1	-3.03%	32	62	0	Y	5		09/2025		
5962	FARRELL	04/09/1929	Active	16	0	0	0.00%	16		5	Y	8		06/2025		
5964	FREDONIA	06/02/1948	Active	42	0	0	0.00%	44		6	Y		N	11/2024		
Exc Award (06/30/2018, 06/30/2023)																
5959	GREENE TOWNSHIP L C	06/04/1952	Status Quo(1)	22	2	4	-8.33%	25	36	2	N	None		12/2024	90+ Days	
Exc Award (06/30/2023)																
5965	GREENVILLE	11/25/1927	Active	55	2	2	0.00%	57	37	0	Y		R	06/2025		
107865	HERMITAGE	03/25/2010	Active	16	1	2	-5.88%	20	15	1	Y	4	R	08/2024		\$100.00
5967	JAMESTOWN	05/11/1948	Active	52	0	3	-5.45%	47	30	1	Y		N	11/2025		\$500.00
Exc Award (06/30/2024)																
5968	KANE	06/15/1954	Active	42	2	2	0.00%	43	9	1	Y	2	N	10/2025	90+ Days	
Exc Award (06/30/2024)																
5970	LAWRENCE PARK EAST LAKE SHORE	05/26/1947	Active	5	0	0	0.00%	5		18	Y	6		06/2025		
Exc Award (06/30/2018)																
5971	MEADVILLE	03/25/1924	Active	49	4	0	8.89%	52		1	Y		N	11/2025	90+ Days	
Exc Award (06/30/2016, 06/30/2017, 06/30/2018, 06/30/2023, 06/30/2024)																
125245	North East	06/24/2015	Active	24	1	0	4.35%	21		2	Y	2	R	11/2025		



Club Health Assessment for District 14 F through November 2025

			Status	Membership					Reports				Finance	LCIF		
Club Number	Club Name	Charter Date	Times in Status Quo in Past 2 Years	Current Member Count **	YTD Members Added	YTD Members Dropped	YTD Net Growth% ***	Member Count 1 Year Ago	Dropped Members Avg.Length of Service	Months Since Membership Update	Current Officers Reported ****	Current President Repeated Term	VP Reported *****	Last Date Reported Service (mm/yyyy)	Account Balance	YTD Donations
Exc Award (06/30/2023)																
5975	OTTO TOWNSHIP	09/25/1952	Active	19	0	0	0.00%	20		6	Y	12		04/2024		\$50.00
147625	Pine Grove Lioness	08/19/2021	Active	12	0	0	0.00%	12		21	Y	5		03/2025		
5976	PINE GROVE TOWNSHIP	01/21/1957	Active	15	0	1	-6.25%	14	0	3	Y	3		05/2025	90+ Days	
49673	PORT ALLEGANY	06/19/1989	Active	10	0	0	0.00%	11		8	Y	4		06/2025		
5980	SHEFFIELD	06/29/1953	Active	19	0	0	0.00%	19		5	Y	2		05/2025		
5981	SMETHPORT	09/25/1951	Active	9	0	0	0.00%	9		10	Y	8		10/2024		
5983	STONEBORO	04/19/1948	Active	19	0	0	0.00%	21		11	Y	9		06/2025		
5984	SUMMIT	12/19/1956	Active	13	0	0	0.00%	14		1	Y	2	R	11/2025		
5986	TIONESTA	06/26/1939	Active	32	3	5	-5.88%	34	11	0	Y		N	11/2025		
Exc Award (06/30/2018)																
5987	TITUSVILLE	06/08/1939	Active	11	0	0	0.00%	11		5	Y	5		06/2025		
5988	TOWNVILLE	03/22/1948	Status Quo(1)	26	0	1	-3.70%	28	7	0	Y		N	09/2025	90+ Days	
5989	UNION CITY	06/13/1939	Active	34	0	2	-5.56%	36	22	3	N	None	N	09/2024	90+ Days	
5991	WARREN	09/29/1923	Status Quo(1)	36	0	4	-10.00%	40	20	2	Y	2	R	04/2025	90+ Days	
Exc Award (06/30/2018)																
5992	WATERFORD	01/26/1954	Active	27	0	0	0.00%	27		14	Y		N	09/2024	90+ Days	\$1,000.00
141415	Waterford Lioness	04/02/2020	Active	9	0	0	0.00%	9		7	Y	4		04/2025		
122733	West County Lions	07/11/2014	Active	8	0	1	-11.11%	12	9	0	Y		N	02/2025		

Clubs Cancelled Previous Fiscal Year – Clubs Cancelled within last 12 months may be reinstated

Club Number	Club Name	Charter Date	Current Status*	Cancellation Date
5985	TIDIOUTE	05/15/1965	Cancelled(8*)	09/29/2024

Current Total Clubs Count	YTD New Clubs Count	YTD Cancelled Clubs Count	YTD Net Club Gain	Current Total Members Count	YTD Add	YTD Drop	YTD Net Growth	YTD Net Growth %	Member Count 12 Months Ago	Average Member Count Per Club	% of Clubs with less than 20 members	% No Officer Report in 12 Months	% of Clubs with balance 90+ days	Number of Clubs in Status Quo	% Status Quo Clubs in Financial Suspension	Number of Cancelled Clubs	Average Cancelled Club Age	Members Lost Due to Cancellation	% of Clubs Cancelled for Non-Financial Reasons
35	0	0	0	882	19	33	-14	-1.56%	920	25	40%	3%	26%	3	100%	0	0	0	0%



Club Health Assessment for District 14 F through November 2025

			Status		Membership					Reports					Finance	LCIF
Club Number	Club Name	Charter Date	Times in Status Quo in Past 2 Years	Current Member Count **	YTD Members Added	YTD Members Dropped	YTD Net Growth% ***	Member Count 1 Year Ago	Dropped Members Avg.Length of Service	Months Since Membership Update	Current Officers Reported ****	Current President Repeated Term	VP Reported *****	Last Date Reported Service (mm/yyyy)	Account Balance	YTD Donations

* - P - Priority Club. Cancellation Reasons: 1-Objectives/conduct, 2-Non-active club, 5-Non-existing club, 6-Disbanding, 7-Merger, 8-Financial Suspension, 9-District/Multiple District Dues.
** Red denotes below 15 active members.
*** Red denotes 20% + loss.
**** Y - all 3 (President, Secretary, Treasurer) club officers reported, N - not all 3 reported.
***** Abbreviation: N-New, IP-Immediate Past, R-Repeat.



Club Health Assessment for District 14 G through November 2025

			Status	Membership						Reports				Finance	LCIF	
Club Number	Club Name	Charter Date	Times in Status Quo in Past 2 Years	Current Member Count **	YTD Members Added	YTD Members Dropped	YTD Net Growth% ***	Member Count 1 Year Ago	Dropped Members Avg.Length of Service	Months Since Membership Update	Current Officers Reported ****	Current President Repeated Term	VP Reported *****	Last Date Reported Service (mm/yyyy)	Account Balance	YTD Donations
Clubs less than two years old																
156406	Allenwood Area	12/07/2023	Active	17	0	1	-5.56%	20	27	1	Y		N	11/2025		\$80.00
Clubs more than two years old																
5995	BELLEFONTE	04/01/1949	Active	41	0	0	0.00%	40		5	Y	2	R	11/2025		
43009	BENTON	09/21/1983	Active	31	2	3	-3.13%	32	10	4	N	None	N	11/2025		
Exc Award (06/30/2023, 06/30/2024)																
5999	CANTON	03/16/1954	Active	29	0	3	-9.38%	32	32	1	Y			10/2025		
41003	CATAWISSA VALLEY	03/30/1982	Active	25	3	0	13.64%	22		4	Y	10	R	11/2025	90+ Days	
6000	CENTRE HALL	01/22/1942	Active	33	1	0	3.13%	33		2	Y	2		11/2025		\$1,000.00
Exc Award (06/30/2023, 06/30/2024)																
47775	COUDERSPORT & AREA	10/19/1987	Active	20	0	0	0.00%	18		7	Y		IP	11/2025		
6003	DUSHORE	02/23/1943	Active	42	0	0	0.00%	44		6	Y	2	R	06/2025		
43717	EAGLES MERE LAPORTE	04/03/1984	Active	62	1	5	-6.06%	56	6	0	Y		R	11/2025		
6005	FERGUSON TOWNSHIP	11/10/1949	Active	30	0	1	-3.23%	30	52	1	Y		N	11/2025		
6006	HARRIS TOWNSHIP	03/10/1952	Active	51	2	2	0.00%	55	33	0	Y			11/2025		\$290.00
Exc Award (06/30/2021, 06/30/2022, 06/30/2024)																
32199	HOWARD AREA L C	05/05/1976	Active	101	3	1	2.02%	98	17	0	Y		N	11/2025		
6008	JERSEY SHORE	01/23/1951	Active	39	1	2	-2.50%	43	9	1	Y		N	11/2025		\$100.00
Exc Award (06/30/2018)																
142635	Jersey Shore Area Lioness	08/20/2020	Active	33	1	1	0.00%	32	5	0	Y		N	10/2025		
134144	Kulpmont Centennial	03/30/2018	Active	6	0	0	0.00%	6		16	N	None		09/2025		
6010	LEWISBURG	05/21/1924	Status Quo(2)	8	0	0	0.00%	8		16	N	None		03/2021	90+ Days	
6011	LOCK HAVEN	12/04/1941	Active	20	0	0	0.00%	19		7	Y		N	11/2025		
6012	LOYALSOCK TOWNSHIP	10/31/1958	Active	7	0	1	-12.50%	8	13	4	Y	14		06/2025		
6014	MANSFIELD	09/04/1940	Active	44	6	1	12.82%	38	55	0	N	4	R	06/2025		\$1,000.00
Exc Award (06/30/2018)																
6017	MILESBURG	04/25/1949	Active	53	1	1	0.00%	51	1	0	Y		N	10/2025		\$400.00
Exc Award (06/30/2024, 06/30/2025)																



Club Health Assessment for District 14 G through November 2025

			Status	Membership						Reports				Finance	LCIF	
Club Number	Club Name	Charter Date	Times in Status Quo in Past 2 Years	Current Member Count **	YTD Members Added	YTD Members Dropped	YTD Net Growth% ***	Member Count 1 Year Ago	Dropped Members Avg.Length of Service	Months Since Membership Update	Current Officers Reported ****	Current President Repeated Term	VP Reported *****	Last Date Reported Service (mm/yyyy)	Account Balance	YTD Donations
107204	MILL HALL AREA	01/07/2010	Status Quo(1)	12	0	0	0.00%	12		16	Y	8		10/2025	90+ Days	
6018	MILLHEIM	03/12/1940	Active	18	0	1	-5.26%	23	25	1	Y	2	N	10/2025		
42945	MILLVILLE	07/25/1983	Active	12	0	0	0.00%	10		3	Y	7	R	11/2025		
6019	MILTON	10/17/1938	Active	25	0	1	-3.85%	27	54	2	Y		N	12/2024		\$100.00
6020	MONTGOMERY	11/08/1955	Active	32	4	3	3.23%	29	22	0	Y		N	11/2025		\$100.00
6021	MONTOURSVILLE	04/08/1952	Active	18	1	1	0.00%	18	4	2	Y	5	R	10/2025		
6022	MT CARMEL	05/01/1944	Active	28	0	0	0.00%	28		2	Y	3	N	01/2023		
39999	MUNCY AREA L C	06/05/1981	Active	21	2	1	5.00%	22	4	0	Y	2	N	11/2025		
41468	PATTON TWP L C	06/29/1982	Active	14	0	0	0.00%	16		9	N	2		05/2025		
6027	PICTURE ROCKS	10/17/1955	Active	19	1	2	-5.00%	20	9	3	N	4	R	11/2025	90+ Days	
39679	PLEASANT GAP & AREA	04/06/1981	Active	26	1	1	0.00%	28	1	4	Y		R	06/2025	90+ Days	
144345	Pleasant Gap Area Lioness	12/22/2020	Active	13	1	3	-13.33%	19	4	2	Y		IP	11/2025		
64588	RAUCHTOWN-NIPPENOSE VALLEY	07/20/2001	Active	22	0	0	0.00%	21		4	Y	6	R	11/2025		
6028	SAYRE ATHENS	01/08/1926	Active	11	0	0	0.00%	9		4	Y			11/2025		
146157	Sayre-Athens Lioness	05/24/2021	Active	17	0	0	0.00%	18		6	Y	3		11/2025		
33266	SHAMOKIN AREA L C	01/27/1977	Active	10	2	0	25.00%	8		5	Y	7		09/2025	90+ Days	
6030	SNOW SHOE	06/12/1946	Active	32	7	3	14.29%	28	16	0	Y	3		10/2023	90+ Days	
6031	SOUTH CREEK	03/10/1952	Active	29	0	0	0.00%	31		5	N	None		10/2025		
6033	SOUTH WILLIAMSPORT	03/14/1946	Active	35	0	2	-5.41%	39	38	3	Y		N	10/2025		
33652	SUGAR VALLEY L C	04/05/1977	Active	29	0	0	0.00%	28		4	Y		R	10/2025		
6036	SYLVANIA	01/20/1954	Active	32	0	1	-3.03%	30	52	0	Y		N	11/2025		\$1,050.00
6038	TOWANDA	08/29/1929	Active	18	3	0	20.00%	16		0	Y		N	11/2025		
6039	TROY	04/28/1939	Active	70	0	0	0.00%	69		4	Y		N	07/2025	90+ Days	
41313	TURBOTVILLE & AREA	05/04/1982	Active	63	1	0	1.61%	63		1	Y		N	11/2025		
6040	WARRENSVILLE AREA L C	05/06/1969	Active	14	0	0	0.00%	14		2	Y			08/2025		
6041	WATSONTOWN	09/25/1947	Active	17	0	0	0.00%	17		12	Y	4	R	10/2025		
135357	Watson town Centennial Lioness	06/21/2018	Active	15	0	0	0.00%	16		2	Y	4	N	04/2024		
6042	WELLSBORO	10/21/1929	Active	24	3	1	9.09%	21	31	0	Y		N	11/2025		\$1,000.00



Club Health Assessment for District 14 G through November 2025

INTERNATIONAL

Club Number	Club Name	Charter Date	Status	Membership					Reports					Finance	LCIF
			Times in Status Quo in Past 2 Years	Current Member Count **	YTD Members Added	YTD Members Dropped	YTD Net Growth% ***	Member Count 1 Year Ago	Dropped Members Avg.Length of Service	Months Since Membership Update	Current Officers Reported ****	Current President Repeated Term	VP Reported *****	Last Date Reported Service (mm/yyyy)	Account Balance
40414	WELLS-JACKSON L C	10/05/1981	Active	30	2	0	7.14%	26	1	Y	2	N	02/2025		\$50.00
6043	WILLIAMSPORT	08/28/1923	Active	12	0	0	0.00%	12	15	N	None		02/2025		
6044	WILLIAMSPORT NEWBERRY	01/20/1942	Active	19	0	0	0.00%	19	15	N	None		12/2022		
29205	WYALUSING	04/30/1974	Active	47	0	0	0.00%	44	3	Y		N	11/2025		

Clubs Cancelled Previous Fiscal Year – Clubs Cancelled within last 12 months may be reinstated

Club Number	Club Name	Charter Date	Current Status*	Cancellation Date
5997	BIG POND	03/06/1952	Cancelled(6*)	06/29/2025
6013	LYCOMING CREEK	05/11/1954	Cancelled(8*)	12/30/2024
132592	Northern Tioga County Centennial	09/07/2017	Cancelled(6*)	06/29/2025

Current Total Clubs Count	YTD New Clubs Count	YTD Cancelled Clubs Count	YTD Net Club Gain	Current Total Members Count	YTD Add	YTD Drop	YTD Net Growth	YTD Net Growth %	Member Count 12 Months Ago	Average Member Count Per Club	% of Clubs with less than 20 members	% No Officer Report in 12 Months	% of Clubs with balance 90+ days	Number of Clubs in Status Quo	% Status Quo Clubs in Financial Suspension	Number of Cancelled Clubs	Average Cancelled Club Age	Members Lost Due to Cancellation	% of Clubs Cancelled for Non-Financial Reasons
52	0	0	0	1,476	49	42	7	0.48%	1,466	28	38%	10%	15%	2	100%	0	0	0	0%

* - P - Priority Club. Cancellation Reasons: 1-Objectives/conduct, 2-Non-active club, 5-Non-existing club, 6-Disbanding, 7-Merger, 8-Financial Suspension, 9-District/Multiple District Dues.

** Red denotes below 15 active members.

*** Red denotes 20% + loss.

**** Y - all 3 (President, Secretary, Treasurer) club officers reported, N - not all 3 reported.

***** Abbreviation: N-New, IP-Immediate Past, R-Repeat.



Club Health Assessment for District 14 H through November 2025

			Status	Membership						Reports				Finance	LCIF	
Club Number	Club Name	Charter Date	Times in Status Quo in Past 2 Years	Current Member Count **	YTD Members Added	YTD Members Dropped	YTD Net Growth% ***	Member Count 1 Year Ago	Dropped Members Avg.Length of Service	Months Since Membership Update	Current Officers Reported ****	Current President Repeated Term	VP Reported *****	Last Date Reported Service (mm/yyyy)	Account Balance	YTD Donations
Clubs more than two years old																
6045	ABINGTON	12/13/1949	Active	27	0	1	-3.57%	29	24	3	Y	4	R	08/2025		
30560	BENTON TOWNSHIP	04/16/1975	Active(1)	16	3	1	14.29%	14	4	4	Y	4	N	11/2021		\$232.00
6051	BLAKELY PECKVILLE	11/06/1953	Active	12	1	0	9.09%	12		1	Y	14	R	05/2022		
6056	DALTON	07/13/1939	Active(1)	11	0	0	0.00%	11		0	Y	3		11/2018		
6059	DUNMORE	03/31/1952	Active	27	2	0	8.00%	23		4	Y	3	R	12/2023		
Exc Award (06/30/2018)																
107792	EYNON ARCHBALD	03/11/2010	Active	64	3	8	-7.25%	67	12	1	Y	5	N	05/2025		
Exc Award (06/30/2018)																
35149	FALLS	03/21/1978	Active(1)	23	0	2	-8.00%	43	6	0	Y		N	11/2025		
Exc Award (06/30/2021)																
6064	FOREST CITY	01/31/1948	Active	16	0	2	-11.11%	17	19	1	Y	2	R	02/2020		
6071	HAWLEY LAKE	03/31/1972	Active	10	0	0	0.00%	10		5	Y	3		05/2025		
WALLENPAUPACK																
6073	HONESDALE	03/20/1925	Active	62	0	0	0.00%	60		5	Y		N			
6074	JEFFERSON TOWNSHIP	10/18/1961	Active	24	1	1	0.00%	28	5	0	Y		N	08/2025		
Exc Award (06/30/2018)																
36689	JESSUP	03/06/1979	Active	16	0	0	0.00%	16		16	N	None		07/2024		
6078	LAKE ARIEL	05/28/1953	Active	16	1	1	0.00%	17	26	3	Y		N	06/2019		
6082	MAYFIELD	05/12/1961	Active	15	0	0	0.00%	15		5	Y	11	R	11/2025		
6083	MINISINK	09/11/1951	Active	24	0	1	-4.00%	24	1	4	Y		N	12/2020		
36690	MINOOKA	03/20/1979	Active(1)	35	2	0	6.06%	33		4	Y	5		06/2025		
6084	MONTROSE	09/19/1947	Active	35	0	0	0.00%	33		7	Y		N	04/2019		
6089	OLD FORGE	06/17/1947	Active	19	0	0	0.00%	19		14	N	None		09/2018	90+ Days	
6090	OLYPHANT	08/15/1951	Active	27	0	0	0.00%	27		1	Y	14	R	04/2018	90+ Days	
6095	SCOTT TOWNSHIP	07/30/1952	Active	32	0	0	0.00%	30		5	Y	3	R	11/2025		
6096	SCRANTON	04/24/1923	Active	15	0	4	-21.05%	18	12	0	Y	3	R	07/2022		
37543	SOUTH ABINGTON	09/26/1979	Active	6	0	0	0.00%	6		7	Y	2		08/2025		\$500.00
Exc Award (06/30/2021)																
6098	STONE BRIDGE	01/16/1948	Active	20	0	0	0.00%	19		5	Y	4	R	03/2020		



Club Health Assessment for District 14 H through November 2025

INTERNATIONAL

Club Number	Club Name	Charter Date	Status	Membership						Reports				Finance	LCIF	
			Times in Status Quo in Past 2 Years	Current Member Count **	YTD Members Added	YTD Members Dropped	YTD Net Growth% ***	Member Count 1 Year Ago	Dropped Members Avg.Length of Service	Months Since Membership Update	Current Officers Reported ****	Current President Repeated Term	VP Reported *****	Last Date Reported Service (mm/yyyy)	Account Balance	YTD Donations
6100	TAYLOR	11/15/1954	Active	15	2	1	7.14%	17	2	1	Y	5	R	04/2025		
49625	TUNKHANNOCK	06/20/1989	Active	22	0	0	0.00%	21		5	Y	3	R	06/2025		
6106	WAYMART	10/22/1946	Active(1)	18	0	0	0.00%	18		4	Y		N	03/2018		

Clubs Cancelled Previous Fiscal Year – Clubs Cancelled within last 12 months may be reinstated

Club Number	Club Name	Charter Date	Current Status*	Cancellation Date
6076	JERMYN	12/14/1943	Cancelled(8*)	08/29/2024

Current Total Clubs Count	YTD New Clubs Count	YTD Cancelled Clubs Count	YTD Net Club Gain	Current Total Members Count	YTD Add	YTD Drop	YTD Net Growth	YTD Net Growth %	Member Count 12 Months Ago	Average Member Count Per Club	% of Clubs with less than 20 members	% No Officer Report in 12 Months	% of Clubs with balance 90+ days	Number of Clubs in Status Quo	% Status Quo Clubs in Financial Suspension	Number of Cancelled Clubs	Average Cancelled Club Age	Members Lost Due to Cancellation	% of Clubs Cancelled for Non-Financial Reasons
26	0	0	0	607	15	22	-7	-1.14%	627	23	50%	8%	8%	0	0%	0	0	0	0%

* - P - Priority Club. Cancellation Reasons: 1-Objectives/conduct, 2-Non-active club, 5-Non-existing club, 6-Disbanding, 7-Merger, 8-Financial Suspension, 9-District/Multiple District Dues.

** Red denotes below 15 active members.

*** Red denotes 20% + loss.

**** Y - all 3 (President, Secretary, Treasurer) club officers reported, N - not all 3 reported.

***** Abbreviation: N-New, IP-Immediate Past, R-Repeat.



Club Health Assessment for District 14 J through November 2025

			Status	Membership					Reports				Finance		LCIF	
Club Number	Club Name	Charter Date	Times in Status Quo in Past 2 Years	Current Member Count **	YTD Members Added	YTD Members Dropped	YTD Net Growth% ***	Member Count 1 Year Ago	Dropped Members Avg.Length of Service	Months Since Membership Update	Current Officers Reported ****	Current President Repeated Term	VP Reported *****	Last Date Reported Service (mm/yyyy)	Account Balance	YTD Donations
Clubs more than two years old																
37213	ADAMS TOWNSHIP AREA L C	06/25/1979	Active	47	1	0	2.17%	45		2	Y		N	12/2023		\$115.00
6114	BENNETTS VALLEY	05/22/1952	Active	39	2	2	0.00%	39	13	1	Y	2	R	10/2025	90+ Days	
Exc Award (06/30/2023, 06/30/2024)																
6117	BROOKVILLE	01/25/1950	Status Quo(1)	12	0	0	0.00%	12		6	Y	5		02/2017	90+ Days	
124303	Central Cambria Area	03/05/2015	Active(2)	17	1	0	6.25%	14		1	Y	4		12/2021		
6118	CLEARFIELD	06/22/1942	Active(2)	11	0	0	0.00%	13		11	Y	10				
6119	COALPORT	06/30/1954	Active(1)	11	0	0	0.00%	11		3	Y	7	R	01/2019		\$15.00
6120	CONEMAUGH VALLEY	02/21/1949	Active(1)	17	0	0	0.00%	19		4	Y			10/2023		
6121	CRESSON	03/27/1946	Active	39	1	0	2.63%	38		4	Y		R	02/2023	90+ Days	\$500.00
6123	DU BOIS	07/16/1942	Active	28	1	0	3.70%	28		3	Y		N	06/2024		
6126	FERNDALE	06/27/1955	Active	8	0	1	-11.11%	8	36	4	Y		N	09/2016		
6127	FOX TOWNSHIP	06/02/1961	Active(2)	17	0	0	0.00%	17		8	Y	15		02/2016		
6128	GALLITZIN	10/28/1946	Active	15	0	0	0.00%	18		6	Y		N	10/2025		
6129	GEISTOWN AND RICHLAND	02/09/1948	Active	30	1	0	3.45%	31		2	Y		N	11/2025		
6131	GRAMPIAN	02/25/1954	Active	48	3	0	6.67%	46		4	Y		R	08/2025	90+ Days	\$52.00
39518	HORTON-BROCKWAY AREA L C	03/04/1981	Active	71	0	0	0.00%	71		12	Y	2		09/2020		
6133	HOUTZDALE	05/18/1954	Active	23	0	1	-4.17%	26	23	3	Y	2	R	11/2025		\$28.40
6134	INDIANA	07/23/1929	Active	26	2	3	-3.70%	30	25	1	Y	11		08/2018		
6136	JOHNSTOWN WEST END	03/16/1971	Active	29	1	1	0.00%	29	0	2	Y		IP	05/2022		
6138	MARION CENTER AREA L C	08/26/1970	Active	13	0	0	0.00%	15		10	Y	2	N	10/2023		
6140	PLUMVILLE	10/11/1950	Active	16	0	0	0.00%	15		4	Y		N	10/2020		\$40.00
6141	PUNXSUTAWNEY	01/04/1945	Active	50	2	0	4.17%	44		0	Y	2	N	11/2025	90+ Days	
29093	PURCHASE LINE	04/24/1974	Active	12	0	1	-7.69%	15	46	2	Y	7	R			\$32.50
6143	RIDGWAY	02/08/1950	Active	4	0	0	0.00%	4		16	Y	3		09/2022		
6146	SALTSBURG	06/20/1930	Status Quo(1)	10	0	0	0.00%	12		8	Y	2		10/2015	90+ Days	
6147	SOUTH FORK	10/14/1946	Active	82	1	3	-2.38%	88	4	0	Y		IP	10/2024	90+ Days	
6145	ST MARYS	05/08/1950	Active	22	0	0	0.00%	22		3	Y	2	R	06/2025		\$55.00



Club Health Assessment for District 14 J through November 2025

			Status		Membership				Reports				Finance	LCIF		
Club Number	Club Name	Charter Date	Times in Status Quo in Past 2 Years	Current Member Count **	YTD Members Added	YTD Members Dropped	YTD Net Growth% ***	Member Count 1 Year Ago	Dropped Members Avg.Length of Service	Months Since Membership Update	Current Officers Reported ****	Current President Repeated Term	VP Reported *****	Last Date Reported Service (mm/yyyy)	Account Balance	YTD Donations

Clubs Cancelled Previous Fiscal Year – Clubs Cancelled within last 12 months may be reinstated

Club Number	Club Name	Charter Date	Current Status*	Cancellation Date
6122	CURWENSVILLE	06/08/1951	Cancelled(6*)	09/29/2024

Current Total Clubs Count	YTD New Clubs Count	YTD Cancelled Clubs Count	YTD Net Club Gain	Current Total Members Count	YTD Add	YTD Drop	YTD Net Growth	YTD Net Growth %	Member Count 12 Months Ago	Average Member Count Per Club	% of Clubs with less than 20 members	% No Officer Report in 12 Months	% of Clubs with balance 90+ days	Number of Clubs in Status Quo	% Status Quo Clubs in Financial Suspension	Number of Cancelled Clubs	Average Cancelled Club Age	Members Lost Due to Cancellation	% of Clubs Cancelled for Non-Financial Reasons
26	0	0	0	697	16	12	4	0.58%	710	27	50%	0%	27%	2	100%	0	0	0	0%

* - P - Priority Club. Cancellation Reasons: 1-Objectives/conduct, 2-Non-active club, 5-Non-existing club, 6-Disbanding, 7-Merger, 8-Financial Suspension, 9-District/Multiple District Dues.
** Red denotes below 15 active members.
*** Red denotes 20% + loss.
**** Y - all 3 (President, Secretary, Treasurer) club officers reported, N - not all 3 reported.
***** Abbreviation: N-New, IP-Immediate Past, R-Repeat.



Club Health Assessment for District 14 K through November 2025

			Status	Membership					Reports					Finance	LCIF	
Club Number	Club Name	Charter Date	Times in Status Quo in Past 2 Years	Current Member Count **	YTD Members Added	YTD Members Dropped	YTD Net Growth% ***	Member Count 1 Year Ago	Dropped Members Avg.Length of Service	Months Since Membership Update	Current Officers Reported ****	Current President Repeated Term	VP Reported *****	Last Date Reported Service (mm/yyyy)	Account Balance	YTD Donations
Clubs more than two years old																
6153	ALBURTIS	05/28/1946	Active	13	0	0	0.00%	13		16	Y	3	R	07/2024		
Exc Award (06/30/2023)																
45490	ALLENTOWN KUHSVILLE AREA	11/19/1985	Active	16	0	2	-11.11%	18	8	0	Y	3		08/2024		
6156	ALLENTOWN MOUNTAINVILLE	04/01/1952	Active(1)	31	3	0	10.71%	31		3	Y		N	04/2025	90+ Days	
6158	BANGOR	10/20/1955	Active	23	0	0	0.00%	24		0	Y	3	R	09/2024	90+ Days	\$50.00
6160	BATH	02/15/1928	Active	13	0	0	0.00%	14		5	N			06/2024	90+ Days	
63317	BETHLEHEM TOWNSHIP	06/19/2000	Active	21	1	0	5.00%	19		1	Y	2	N	10/2025		\$420.00
Exc Award (06/30/2024)																
6168	COOPERSBURG	03/11/1926	Status Quo(2)	12	0	0	0.00%	12		3	N	3		06/2024	90+ Days	
6174	EASTON	04/03/1924	Active	26	0	0	0.00%	29		1	Y	2	R	11/2025		
Exc Award (06/30/2023)																
6176	EMMAUS	01/22/1945	Active	42	1	2	-2.33%	42	32	3	Y		N	11/2025		\$100.00
Exc Award (06/30/2023, 06/30/2024)																
102631	EMMAUS LIONESS	06/24/2008	Active	48	2	3	-2.04%	46	6	0	Y		N	10/2025		\$400.00
Exc Award (06/30/2021, 06/30/2023, 06/30/2024)																
6181	HELLERTOWN	11/17/1925	Active	16	1	1	0.00%	16	6	2	Y	4	N	11/2025		
Exc Award (06/30/2024)																
6184	LEHIGH TOWNSHIP	11/09/1950	Active	44	0	0	0.00%	41		5	Y	2	R	11/2025		\$2,000.00
135186	Lehigh Township Lioness	06/20/2018	Active	25	0	2	-7.41%	24	7	1	Y		N	10/2025		
Exc Award (06/30/2023, 06/30/2024, 06/30/2025)																
151839	Lehigh Valley Sights for Hope	08/03/2022	Active	14	0	1	-6.67%	21	1	2	Y	4	N	06/2025		
146140	Moore Township Lioness	06/03/2021	Active	28	0	0	0.00%	28		4	Y		N	08/2025		\$1,000.00
42756	MOORESTOWN MOORE TOWNSHIP	06/13/1983	Active	42	0	1	-2.33%	41	28	3	Y		N	05/2024		\$1,000.00
6194	NAZARETH	04/26/1924	Status Quo(2)	7	0	1	-12.50%	8	15	1	N	6		06/2024	90+ Days	
6175	PALMER TOWNSHIP	01/14/1957	Active	11	1	0	10.00%	10		2	Y	3	R	05/2024		
6205	RICHMOND	01/23/1952	Active	20	1	0	5.26%	18		1	Y		N	10/2025		
6208	SAUCON VALLEY	11/09/1948	Active	33	4	3	3.13%	35	2	0	Y		N	11/2025		\$160.02



Club Health Assessment for District 14 K through November 2025

			Status	Membership						Reports				Finance	LCIF	
Club Number	Club Name	Charter Date	Times in Status Quo in Past 2 Years	Current Member Count **	YTD Members Added	YTD Members Dropped	YTD Net Growth% ***	Member Count 1 Year Ago	Dropped Members Avg.Length of Service	Months Since Membership Update	Current Officers Reported ****	Current President Repeated Term	VP Reported *****	Last Date Reported Service (mm/yyyy)	Account Balance	YTD Donations
Exc Award (06/30/2024)																
6213	SLATINGTON	06/21/1948	Active	47	2	2	0.00%	53	47	0	N		N	11/2025		\$1,000.00
6222	UPPER LEHIGH	09/12/1947	Active	61	1	3	-3.17%	62	27	0	Y		N	06/2025		\$1,011.00
Exc Award (06/30/2017, 06/30/2023)																
32286	UPPER SAUCON L C	05/25/1976	Active	13	0	0	0.00%	14		1	N	3		06/2024		
6212	WEST LEHIGH AREA	03/27/1969	Active	21	0	1	-4.55%	22	47	0	Y		N	07/2025		
6180	WHITEHALL L C	03/19/1951	Active	26	1	2	-3.70%	29	12	1	Y		N	10/2025		
Exc Award (06/30/2024)																
6228	WILSON BOROUGH	04/13/1951	Active	32	0	0	0.00%	34		5	Y		N	11/2025		

Clubs Cancelled Previous Fiscal Year – Clubs Cancelled within last 12 months may be reinstated

Club Number	Club Name	Charter Date	Current Status*	Cancellation Date
6169	COPLAY	04/12/1973	Cancelled(6*)	06/29/2025
49249	Greater Lehigh Valley Community	02/23/1989	Cancelled(6*)	04/29/2025

Current Total Clubs Count	YTD New Clubs Count	YTD Cancelled Clubs Count	YTD Net Club Gain	Current Total Members Count	YTD Add	YTD Drop	YTD Net Growth	YTD Net Growth %	Member Count 12 Months Ago	Average Member Count Per Club	% of Clubs with less than 20 members	% No Officer Report in 12 Months	% of Clubs with balance 90+ days	Number of Clubs in Status Quo	% Status Quo Clubs in Financial Suspension	Number of Cancelled Clubs	Average Cancelled Club Age	Members Lost Due to Cancellation	% of Clubs Cancelled for Non-Financial Reasons
26	0	0	0	685	18	24	-6	-0.87%	704	26	35%	0%	19%	2	100%	0	0	0	0%

* - P - Priority Club. Cancellation Reasons: 1-Objectives/conduct, 2-Non-active club, 5-Non-existing club, 6-Disbanding, 7-Merger, 8-Financial Suspension, 9-District/Multiple District Dues.

** Red denotes below 15 active members.

*** Red denotes 20% + loss.

**** Y - all 3 (President, Secretary, Treasurer) club officers reported, N - not all 3 reported.

***** Abbreviation: N-New, IP-Immediate Past, R-Repeat.




Club Health Assessment for District 14 L through November 2025

			Status	Membership						Reports				Finance	LCIF		
Club Number	Club Name	Charter Date	Times in Status Quo in Past 2 Years	Current Member Count **	YTD Members Added	YTD Members Dropped	YTD Net Growth% ***	Member Count 1 Year Ago	Dropped Members Avg.Length of Service	Months Since Membership Update	Current Officers Reported ****	Current President Repeated Term	VP Reported *****	Last Date Reported Service (mm/yyyy)	Account Balance	YTD Donations	
Clubs more than two years old																	
6229	ALLENPORT	08/05/1954	Active	23	0	0	0.00%	20		2	Y		N	11/2025	90+ Days		
	Exc Award (06/30/2023)																
6230	ALTOONA	06/16/1922	Active	12	1	1	0.00%	12	42	1	N	None	R	07/2025			
6231	BEDFORD	10/03/1944	Active	32	1	3	-5.88%	36	47	2	Y		N	07/2025			
142291	Bedford Lioness	07/21/2020	Active	18	0	0	0.00%	20		4	Y		N	07/2025			
	Exc Award (06/30/2023)																
6232	BELLEVILLE	01/30/1945	Active	35	2	0	6.06%	32		4	Y		N	10/2025	90+ Days		
	Exc Award (06/30/2023)																
6233	BELLWOOD ANTIS L C	02/24/1931	Active(1)	4	5	7	-33.33%	6	15	2	Y			10/2024			
6234	BLAIRS MILLS	06/11/1952	Active	13	0	0	0.00%	15		5	Y		N	07/2025			
6235	BREEZEWOOD	05/21/1956	Active	10	1	1	0.00%	12	8	0	Y	6		10/2025			
6236	BURNHAM	11/20/1945	Active	43	0	0	0.00%	45		1	Y	2	N	11/2025			
	Exc Award (06/30/2019)																
6239	CHIEF LOGAN	11/12/1958	Active	22	0	1	-4.35%	24	45	2	N		N	10/2025			
6240	COVE	05/13/1947	Active	37	0	2	-5.13%	33	29	1	Y		R	08/2025			
	Exc Award (06/30/2017)																
6241	EVERETT	08/04/1939	Active	24	1	4	-11.11%	30	30	0	Y			10/2025			
	Exc Award (06/30/2023)																
37418	FORBES ROAD L C	07/23/1979	Active	51	2	0	4.08%	53		3	Y	23		11/2025			
6242	FORT SHIRLEY	03/11/1955	Active	15	5	3	15.38%	13	34	2	Y			09/2025			
	Exc Award (06/30/2023)																
6245	HOLLIDAYSBURG	03/21/1945	Active	13	0	1	-7.14%	16	41	4	Y	5	R	07/2025		\$200.00	
6246	HUNTINGDON	12/09/1938	Active	21	0	1	-4.55%	23	8	3	Y	5		08/2025			
6247	HYNDMAN LONDONDERRY	11/15/1945	Active	28	0	0	0.00%	28		5	Y		N	08/2025			
6248	JUNIATA VALLEY	02/04/1948	Active	13	0	0	0.00%	13		17	N	None		07/2025			
6249	LAKEMONT	05/10/1954	Active	35	10	1	34.62%	33	6	0	N		R	09/2025			
6253	MC CONNELLSBURG	10/09/1936	Active(1)	47	1	0	2.17%	46		0	Y			07/2025			
	Exc Award (06/30/2023)																
6254	MC VEYTOWN	06/15/1945	Active(1)	21	1	0	5.00%	21		3	Y	16	R	10/2025			



Club Health Assessment for District 14 L through November 2025

			Status	Membership						Reports				Finance	LCIF	
Club Number	Club Name	Charter Date	Times in Status Quo in Past 2 Years	Current Member Count **	YTD Members Added	YTD Members Dropped	YTD Net Growth% ***	Member Count 1 Year Ago	Dropped Members Avg.Length of Service	Months Since Membership Update	Current Officers Reported ****	Current President Repeated Term	VP Reported *****	Last Date Reported Service (mm/yyyy)	Account Balance	YTD Donations
6238	MILL CREEK	01/20/1950	Active	22	0	0	0.00%	23		8	Y	9	N	09/2025		
	Exc Award (06/30/2017)															
6255	MILROY	03/08/1945	Active	29	2	2	0.00%	28	25	0	Y	3	R	11/2025		
	Exc Award (06/30/2023)															
6257	NEWRY	01/25/1956	Active	22	0	3	-12.00%	25	6	2	Y		R	01/2024		
	Exc Award (06/30/2023)															
6259	ORBISONIA	03/13/1942	Active	44	0	0	0.00%	42		5	Y		N	11/2025		
	Exc Award (06/30/2023)															
6263	ROARING SPRING	04/02/1953	Active	20	0	0	0.00%	23		1	Y	2		01/2024	90+ Days	
6265	SALTILLO	09/30/1954	Active	11	0	0	0.00%	11		20	Y	3		03/2024	90+ Days	
	Exc Award (06/30/2023)															
6266	SAXTON	04/11/1930	Active	9	0	0	0.00%	9		2	N	None		07/2025		
	Exc Award (06/30/2023)															
6268	SHADE GAP AREA	02/17/1959	Active(1)	10	10	0	100.00%	0		0	Y		N	09/2025		
6269	STONE CREEK VALLEY	11/28/1951	Active	27	0	1	-3.57%	30	7	4	Y		N	07/2025		
	Exc Award (06/30/2017, 06/30/2024)															
6270	THREE SPRINGS	05/24/1954	Active	15	0	0	0.00%	16		5	Y		N	07/2025		
6271	TROUGH CREEK VALLEY	05/28/1947	Active(1)	14	0	0	0.00%	14		7	Y	2	N	10/2025	90+ Days	
6274	WILLIAMSBURG	04/20/1939	Active	14	0	2	-12.50%	17	34	3	Y	2	R	08/2024		\$100.00
	Exc Award (06/30/2021, 06/30/2023)															
6275	WOODCOCK VALLEY	10/25/1949	Active	15	0	0	0.00%	17		3	Y	3	N	10/2025		

Clubs Cancelled Previous Fiscal Year – Clubs Cancelled within last 12 months may be reinstated

Club Number	Club Name	Charter Date	Current Status*	Cancellation Date
6264	ROBERTSDALE	10/17/1946	Cancelled(8*)	06/29/2025
6267	SHELLSBURG	04/26/1948	Cancelled(6*)	12/30/2024
6273	WARFORDSBURG	02/05/1953	Cancelled(6*)	01/29/2025
157707	Wayne Township - Beacon Lodge	04/03/2024	Cancelled(6*)	01/29/2025



Club Health Assessment for District 14 L through November 2025

						Status		Membership					Reports				Finance	LCIF	
						Times in Status Quo in Past 2 Years		Current Member Count **	YTD Members Added	YTD Members Dropped	YTD Net Growth***	Member Count 1 Year Ago	Dropped Members Avg.Length of Service	Months Since Membership Update	Current Officers Reported ****	Current President Repeated Term	VP Reported *****	Last Date Reported Service (mm/yyyy)	Account Balance
Club Number	Club Name		Charter Date																
Current Total Clubs Count	YTD New Clubs Count	YTD Cancelled Clubs Count	YTD Net Club Gain	Current Total Members Count	YTD Add	YTD Drop	YTD Net Growth	Member Count 12 Months Ago	Average Member Count Per Club	% of Clubs with less than 20 members	% No Officer Report in 12 Months	% of Clubs with balance 90+ days	Number of Clubs in Status Quo	% Status Quo Clubs in Financial Suspension	Number of Cancelled Clubs	Average Cancelled Club Age	Members Lost Due to Cancellation	% of Clubs Cancelled for Non-Financial Reasons	
34	0	0	0	769	42	33	9	1.18%	786	23	44%	0%	15%	0	0%	0	0	0	0%

* - P - Priority Club. Cancellation Reasons: 1-Objectives/conduct, 2-Non-active club, 5-Non-existing club, 6-Disbanding, 7-Merger, 8-Financial Suspension, 9-District/Multiple District Dues.

** Red denotes below 15 active members.

*** Red denotes 20% + loss.

**** Y - all 3 (President, Secretary, Treasurer) club officers reported, N - not all 3 reported.

***** Abbreviation: N-New, IP-Immediate Past, R-Repeat.



Club Health Assessment for District 14 M through November 2025

			Status	Membership						Reports					Finance	LCIF
Club Number	Club Name	Charter Date	Times in Status Quo in Past 2 Years	Current Member Count **	YTD Members Added	YTD Members Dropped	YTD Net Growth% ***	Member Count 1 Year Ago	Dropped Members Avg.Length of Service	Months Since Membership Update	Current Officers Reported ****	Current President Repeated Term	VP Reported *****	Last Date Reported Service (mm/yyyy)	Account Balance	YTD Donations
Clubs less than two years old																
181101	Shade Area	02/28/2025	Active	15	0	8	-34.78%	0	1	0	Y	2		08/2025		
Clubs more than two years old																
6277	BEALLSVILLE CENTERVILLE RICHEYVILLE Exc Award (06/30/2023)	04/14/1972	Active(1)	31	0	1	-3.13%	32	5	0	N	7		11/2025		
6278	BENTLEYVILLE	02/11/1953	Active	26	0	1	-3.70%	24	3	0	Y		N	11/2025	90+ Days	
6279	BERLIN	05/24/1939	Active	31	0	0	0.00%	31		12	Y	4	R	11/2025	90+ Days	
6280	BOSWELL	03/11/1946	Active	18	0	0	0.00%	19		5	Y		R	11/2025		
143215	Bullskin Township Lioness	12/29/2020	Active	20	0	0	0.00%	24		9	Y	6		05/2025		
33653	BULLSKIN TWP	04/26/1977	Active(1)	14	0	0	0.00%	20		2	Y			06/2023		
6282	BURGETTSTOWN	05/16/1935	Active	9	0	0	0.00%	11		2	Y	3		08/2025		
6285	CARMICHAELS	04/30/1952	Active	29	0	0	0.00%	29		17	N	None		12/2022	90+ Days	
6287	CHARLEROI	03/28/1941	Active	8	0	2	-20.00%	10	1	1	Y	11		11/2025		
6289	CONFLUENCE	05/29/1939	Active	20	2	1	5.26%	20	50	0	Y		N	11/2025		
6290	CONNELLSVILLE Exc Award (06/30/2021, 06/30/2023)	03/05/1946	Active	48	0	2	-4.00%	49	1	1	Y		N	11/2025	90+ Days	
6291	CONNUMACH	12/04/1947	Active	25	0	0	0.00%	26		6	Y	3		07/2025		
6292	DAWSON VANDERBILT	07/21/1944	Active	15	0	0	0.00%	16		6	Y	2	N	11/2025		
6295	DUNBAR TOWNSHIP	06/10/1959	Active	21	0	0	0.00%	21		2	Y	2	R	01/2023		
50190	EIGHTY FOUR	02/14/1990	Status Quo(2)	8	0	0	0.00%	8		18	Y	10		09/2023	90+ Days	
43602	FAYETTE CITY WASHINGTON TWP Exc Award (06/30/2023, 06/30/2024)	03/27/1984	Active	46	0	0	0.00%	46		1	Y		N	11/2025		
6284	GREATER CANONSBURG Exc Award (06/30/2018)	03/04/1953	Active	15	1	0	7.14%	14		2	Y	2	R	11/2025		
6302	GRINDSTONE Exc Award (06/30/2023)	12/16/1947	Active	47	2	0	4.44%	40		2	Y		N	11/2025	90+ Days	
6303	HICKORY	04/15/1955	Active	37	0	3	-7.50%	44	5	2	Y		N	11/2025		
6304	HOOVERSVILLE	03/09/1953	Active	13	0	0	0.00%	13		15	N	7		03/2024		




Club Health Assessment for District 14 M through November 2025

			Status	Membership						Reports				Finance		LCIF
Club Number	Club Name	Charter Date	Times in Status Quo in Past 2 Years	Current Member Count **	YTD Members Added	YTD Members Dropped	YTD Net Growth% ***	Member Count 1 Year Ago	Dropped Members Avg.Length of Service	Months Since Membership Update	Current Officers Reported ****	Current President Repeated Term	VP Reported *****	Last Date Reported Service (mm/yyyy)	Account Balance	YTD Donations
6305	INDIAN CREEK VALLEY	06/28/1948	Active	18	0	1	-5.26%	20	28	1	Y		N	05/2025		\$100.00
134287	Jefferson Morgan Centennial	04/04/2018	Active	32	0	0	0.00%	33		5	Y	2	N	09/2022		
	Exc Award (06/30/2023)															
6307	MC DONALD	04/11/1959	Active	14	0	0	0.00%	12		5	Y	6	R	09/2024		
6308	MCMURRAY	04/01/1947	Active(1)	17	0	4	-19.05%	13	9	3	Y	3		11/2025		
6309	MEYERSDALE	11/29/1943	Active	36	0	1	-2.70%	39	68	0	N	2		09/2025		
32919	MIDWAY AREA L C	11/04/1976	Active(2)	7	0	0	0.00%	6		0	N	None		05/2023		
107221	MONONGAHELA DONORA AREA	01/14/2010	Active	15	0	0	0.00%	15		3	Y		N	08/2025		
36442	MOUNT MORRIS AREA L C	01/22/1979	Active	20	2	1	5.26%	25	4	2	Y	9	R	10/2025		
6314	OLD TRAILS	04/23/1960	Active	8	1	0	14.29%	8		4	Y		IP	11/2025		
6315	PERRYOPOLIS	10/11/1940	Active(1)	7	0	0	0.00%	7		16	Y	12	R	12/2022	90+ Days	\$250.00
6318	ROSCOE	05/08/1944	Active	19	0	0	0.00%	21		3	N	3		11/2022		
6319	SALISBURY	02/06/1941	Active	17	0	4	-19.05%	22	12	1	Y	4	R	11/2025		
6320	SCENERY HILL	10/21/1940	Active	10	0	6	-37.50%	16	11	4	Y	3	R	05/2024		
6324	SOMERSET	11/01/1929	Active	33	0	0	0.00%	34		5	Y		N	11/2025		
6326	STOYSTOWN	12/03/1947	Active	40	1	0	2.56%	41		1	Y		N	11/2025		
6327	UNIONTOWN	11/26/1943	Active	64	12	0	23.08%	53		0	Y	2	N	11/2025		
	Exc Award (06/30/2018, 06/30/2021, 06/30/2023, 06/30/2024)															
6328	WASHINGTON	08/10/1927	Active	22	0	0	0.00%	22		3	N		N	08/2025		
6330	WAYNESBURG	10/22/1940	Active	64	1	4	-4.48%	68	18	1	Y		N	11/2025		
	Exc Award (06/30/2021, 06/30/2023, 06/30/2024)															
6317	WEST GREENE AREA	05/16/1953	Active	18	1	0	5.88%	20		2	Y		N	12/2022	90+ Days	\$200.00
130586	Windber Area Centennial Lions Club	05/10/2017	Active	18	0	0	0.00%	34		9	Y		N	11/2025		
	Exc Award (06/30/2021, 06/30/2023, 06/30/2024)															



Club Health Assessment for District 14 M through November 2025

<div>Club NumberClub NameCharter Date</div>						Status		Membership					Reports				Finance		LCIF
						Times in Status Quo in Past 2 Years	Current Member Count **	YTD Members Added	YTD Members Dropped	YTD Net Growth***	Member Count 1 Year Ago	Dropped Members Avg.Length of Service	Months Since Membership Update	Current Officers Reported ****	Current President Repeated Term	VP Reported *****	Last Date Reported Service (mm/yyyy)	Account Balance	YTD Donations
Current Total Clubs Count	YTD New Clubs Count	YTD Cancelled Clubs Count	YTD Net Club Gain	Current Total Members Count	YTD Add	YTD Drop	YTD Net Growth	Member Count 12 Months Ago	Average Member Count Per Club	% of Clubs with less than 20 members	% No Officer Report in 12 Months	% of Clubs with balance 90+ days	Number of Clubs in Status Quo	% Status Quo Clubs in Financial Suspension	Number of Cancelled Clubs	Average Cancelled Club Age	Members Lost Due to Cancellation	% of Clubs Cancelled for Non-Financial Reasons	
41	0	0	0	975	23	39	-16	-1.61%	1,006	24	51%	2%	20%	1	100%	0	0	0	0%

* - P - Priority Club. Cancellation Reasons: 1-Objectives/conduct, 2-Non-active club, 5-Non-existing club, 6-Disbanding, 7-Merger, 8-Financial Suspension, 9-District/Multiple District Dues.

** Red denotes below 15 active members.

*** Red denotes 20% + loss.

**** Y - all 3 (President, Secretary, Treasurer) club officers reported, N - not all 3 reported.

***** Abbreviation: N-New, IP-Immediate Past, R-Repeat.



Club Health Assessment for District 14 N through November 2025

			Status	Membership						Reports				Finance	LCIF	
Club Number	Club Name	Charter Date	Times in Status Quo in Past 2 Years	Current Member Count **	YTD Members Added	YTD Members Dropped	YTD Net Growth% ***	Member Count 1 Year Ago	Dropped Members Avg.Length of Service	Months Since Membership Update	Current Officers Reported ****	Current President Repeated Term	VP Reported *****	Last Date Reported Service (mm/yyyy)	Account Balance	YTD Donations
Clubs less than two years old																
190601	Midland Area	10/20/2025	Newly Chartered	21	21	0	100.00%	0		0	Y		N	10/2025		
Clubs more than two years old																
6332	AMBRIDGE	09/16/1937	Active	11	0	2	-15.38%	11	13	0	Y	5		04/2023	90+ Days	
	Exc Award (06/30/2017)															
6333	APOLLO AREA L C	10/24/1949	Active	22	0	2	-8.33%	24	9	2	Y			10/2025		
	Exc Award (06/30/2023)															
6334	BADEN	01/21/1947	Active	31	3	1	6.90%	29	38	1	Y		N	10/2025		
129887	Beaver County Central Valley Centennial	02/28/2017	Active(1)	18	0	0	0.00%	18		4	Y	10		07/2023		
6335	BEAVER FALLS	10/20/1922	Active	19	2	3	-5.00%	23	2	1	Y		IP	08/2023	90+ Days	
	Exc Award (06/30/2023)															
6337	BUTLER	06/15/1923	Active	60	3	1	3.45%	57	31	1	Y		N	10/2025		\$1,000.00
	Exc Award (06/30/2017, 06/30/2018, 06/30/2019, 06/30/2020, 06/30/2021, 06/30/2023)															
6339	CHIPPEWA AREA	12/12/1956	Active	33	1	0	3.13%	30		0	Y		N	10/2025		
	Exc Award (06/30/2021)															
6340	CLARION	04/07/1948	Active	7	0	1	-12.50%	8	14	0	Y	18		10/2021		
41469	CRANBERRY TWP AREA L C	06/10/1982	Active	46	3	0	6.98%	49		1	Y		N	11/2025		
6341	ELDERTON	01/17/1944	Active	26	0	0	0.00%	26		1	Y		N	10/2025		
6342	ELLWOOD CITY	10/17/1940	Active	5	0	2	-28.57%	12	3	3	Y		N	06/2023		
6343	EVANS CITY	04/29/1952	Active	22	1	0	4.76%	23		1	Y	3	R	08/2025		
6344	FORD CITY	02/23/1950	Active	85	3	1	2.41%	78	2	0	Y		R	09/2025		
	Exc Award (06/30/2023)															
6348	HAWTHORN	01/27/1955	Active	29	2	0	7.41%	26		0	Y		N	12/2021		
6350	KITTANNING	11/14/1947	Active(1)	27	1	2	-3.57%	28	16	0	Y		N	11/2025		\$500.00
	Exc Award (06/30/2023)															
6351	KNOX	02/24/1953	Active	40	0	2	-4.76%	46	26	1	Y		N	03/2024		
6353	LAUREL	04/02/1959	Active	16	0	1	-5.88%	11	7	1	Y	11		10/2025		



Club Health Assessment for District 14 N through November 2025

			Status			Membership					Reports				Finance		LCIF		
Club Number	Club Name	Charter Date	Times in Status Quo in Past 2 Years	Current Member Count **	YTD Members Added	YTD Members Dropped	YTD Net Growth***	Member Count 1 Year Ago	Dropped Members Avg.Length of Service	Months Since Membership Update	Current Officers Reported ****	Current President Repeated Term	VP Reported *****	Last Date Reported Service (mm/yyyy)	Account Balance	YTD Donations			
111075	LAWRENCE COUNTY AREA	05/11/2011	Cancelled(6*)	0	0	0	0.00%	1		16	N	None		02/2023					
6354	LEECHBURG GILPIN	01/30/1948	Active	15	1	3	-11.76%	14	4	0	N	5	R	09/2025					
6355	LITTLE BEAVER	03/04/1947	Active	47	2	7	-9.62%	51	18	0	Y	3	N	10/2025	90+ Days				
Exc Award (06/30/2023)																			
131340	Mars Centennial	06/19/2017	Status Quo(1)	6	0	0	0.00%	6		4	Y			10/2021	90+ Days				
6373	NESHANNOCK	04/29/1955	Active(1)	16	0	3	-15.79%	19	16	1	Y			10/2021					
6360	NEW BEDFORD	12/10/1947	Active(1)	12	0	0	0.00%	11		1	Y		IP	09/2023					
6361	NEW BETHLEHEM	05/16/1939	Active	33	0	0	0.00%	31		6	Y		N	10/2025		\$500.00			
Exc Award (06/30/2018, 06/30/2023)																			
6362	NEW BRIGHTON	02/05/1947	Active	21	2	1	5.00%	23	22	0	Y		N	10/2025					
6363	NEW CASTLE	12/15/1922	Active	1	0	0	0.00%	1		17	Y	3		12/2023					
28093	PENN-GLADE	03/04/1974	Active	23	0	0	0.00%	23		3	Y	3	R	10/2025					
6365	RIMERSBURG	05/31/1946	Active	23	0	0	0.00%	23		6	Y		R	11/2022					
6364	RIVERSIDE AREA L C	02/14/1962	Active	29	0	0	0.00%	29		1	Y		N	11/2025		\$700.00			
6366	ROCHESTER-BEAVER AREA	04/21/1939	Active	83	3	3	0.00%	85	3	1	Y	7	N	11/2025					
Exc Award (06/30/2017, 06/30/2018, 06/30/2023)																			
6367	RURAL VALLEY	04/04/1939	Active	29	1	0	3.57%	28		1	Y	4	N	11/2025	90+ Days	\$200.00			
6370	SLIPPERY ROCK	01/24/1963	Active	13	0	0	0.00%	14		5	Y		R	10/2025		\$250.00			
Exc Award (06/30/2024)																			
6371	UNION TOWNSHIP L C	12/12/1955	Active	20	1	1	0.00%	21	14	3	Y		N	09/2021					
6372	VOLANT	09/20/1947	Active	17	0	0	0.00%	19		2	Y		N	08/2025		\$50.00			
6374	WAMPUM AREA	07/09/1956	Active	17	0	0	0.00%	12		1	Y	5		12/2021					
6375	WORTHINGTON	02/26/1948	Active	18	0	0	0.00%	18		18	Y			02/2023					
6376	ZELIENOPLE	02/14/1949	Active	2	0	0	0.00%	11		5	Y			01/2025					
Current Total Clubs Count	YTD New Clubs Count	YTD Cancelled Clubs Count	YTD Net Club Gain	Current Total Members Count	YTD Add	YTD Drop	YTD Net Growth %	Member Count 12 Months Ago	Average Member Count Per Club	% of Clubs with less than 20 members	% No Officer Report in 12 Months	% of Clubs with balance 90+ days	Number of Clubs in Status Quo	% Status Quo Clubs in Financial Suspension	Number of Cancelled Clubs	Average Cancelled Club Age	Members Lost Due to Cancellation	% of Clubs Cancelled for Non-Financial Reasons	
37	1	1	0	943	50	36	14	1.51%	939	25	43%	0%	14%	1	100%	1	14	0	100%



Club Health Assessment for District 14 N through November 2025

INTERNATIONAL

				Status	Membership				Reports				Finance	LCIF		
Club Number	Club Name	Charter Date	Times in Status Quo in Past 2 Years	Current Member Count **	YTD Members Added	YTD Members Dropped	YTD Net Growth% ***	Member Count 1 Year Ago	Dropped Members Avg.Length of Service	Months Since Membership Update	Current Officers Reported ****	Current President Repeated Term	VP Reported *****	Last Date Reported Service (mm/yyyy)	Account Balance	YTD Donations

* - P - Priority Club. Cancellation Reasons: 1-Objectives/conduct, 2-Non-active club, 5-Non-existing club, 6-Disbanding, 7-Merger, 8-Financial Suspension, 9-District/Multiple District Dues.

** Red denotes below 15 active members.

*** Red denotes 20% + loss.

**** Y - all 3 (President, Secretary, Treasurer) club officers reported, N - not all 3 reported.

***** Abbreviation: N-New, IP-Immediate Past, R-Repeat.



Club Health Assessment for District 14 P through November 2025

			Status	Membership					Reports					Finance		LCIF
Club Number	Club Name	Charter Date	Times in Status Quo in Past 2 Years	Current Member Count **	YTD Members Added	YTD Members Dropped	YTD Net Growth% ***	Member Count 1 Year Ago	Dropped Members Avg.Length of Service	Months Since Membership Update	Current Officers Reported ****	Current President Repeated Term	VP Reported *****	Last Date Reported Service (mm/yyyy)	Account Balance	YTD Donations
Clubs more than two years old																
6377	AMITY TOWNSHIP	01/31/1949	Active	39	0	0	0.00%	43		6	Y		N	10/2025		\$100.00
	Exc Award (06/30/2022)															
6379	AVON GROVE	03/07/1950	Active	32	1	1	0.00%	33	2	1	Y		N	11/2025		
6380	BALLY	01/11/1971	Active	38	0	0	0.00%	38		5	Y	2	N	10/2025		
6381	BERN TOWNSHIP	05/31/1960	Active	18	1	11	-35.71%	28	12	2	Y		N	12/2024		
6385	BLANDON	05/07/1956	Active	44	4	3	2.33%	40	3	0	Y	6	R	11/2025		\$1,000.00
	Exc Award (06/30/2021, 06/30/2023)															
6387	BOYERTOWN	04/03/1939	Active	19	2	3	-5.00%	19	31	0	Y		N	10/2025		
6389	COATESVILLE AREA	12/19/1924	Active	16	1	0	6.67%	16		1	Y			10/2025		\$500.00
	Exc Award (06/30/2018)															
6390	CONRAD WEISER	11/30/1955	Active	70	0	3	-4.11%	73	17	3	Y		N	05/2025		
6391	COVENTRY	04/15/1958	Active	38	0	0	0.00%	36		6	Y		N	10/2024	90+ Days	
39680	EAGLE GLENMOORE	04/06/1981	Active	23	0	2	-8.00%	24	19	2	Y	2	R	11/2025		\$250.00
	Exc Award (06/30/2018)															
6396	EXETER TOWNSHIP L C	03/06/1972	Active	31	1	1	0.00%	31	16	1	Y			11/2025		\$200.00
6398	FLEETWOOD	05/19/1969	Active	7	0	2	-22.22%	9	2	1	Y	8	R	09/2025		
6401	HAMBURG	12/09/1970	Active	26	1	3	-7.14%	30	11	0	Y	3	N	10/2025		
6402	HONEY BROOK	03/29/1935	Active	29	1	0	3.57%	30		1	Y		N	11/2025		
	Exc Award (06/30/2024)															
6403	KEMPTON	05/07/1971	Active	23	0	0	0.00%	24		5	Y	2	N	10/2025		\$700.00
6405	KENNETT SQUARE	02/26/1925	Active	34	0	0	0.00%	32		1	Y	4	R	11/2025		\$500.00
6406	KIMBERTON AREA	03/25/1959	Active	11	0	0	0.00%	11		2	Y	6		05/2025		
6407	KUTZTOWN	06/22/1939	Active	46	0	3	-6.12%	51	35	0	Y		N	11/2025		
6409	LIONVILLE	10/27/1970	Active	8	0	0	0.00%	7		5	Y			11/2025		
	Exc Award (06/30/2021)															
6410	LONGSWAMP	02/17/1954	Active	28	2	1	3.70%	26	6	0	Y		N	06/2025		
	Exc Award (06/30/2022, 06/30/2024)															
6412	MOHNTON CUMRU	02/11/1949	Active	29	2	0	7.41%	29		0	Y	3	N	10/2025		
6414	MUHLENBERG	01/04/1932	Active	33	1	0	3.13%	31		1	Y		N	06/2025	90+ Days	



Club Health Assessment for District 14 P through November 2025

			Status	Membership						Reports				Finance		LCIF
Club Number	Club Name	Charter Date	Times in Status Quo in Past 2 Years	Current Member Count **	YTD Members Added	YTD Members Dropped	YTD Net Growth% ***	Member Count 1 Year Ago	Dropped Members Avg.Length of Service	Months Since Membership Update	Current Officers Reported ****	Current President Repeated Term	VP Reported *****	Last Date Reported Service (mm/yyyy)	Account Balance	YTD Donations
Exc Award (06/30/2023)																
6415	OXFORD	10/16/1939	Active	25	0	0	0.00%	26		1	Y	3	R	10/2025	90+ Days	
6417	PAOLI BERWYN MALVERN	04/10/1941	Active	16	0	1	-5.88%	17	15	2	Y	3	N	11/2025		
6416	PARKESBURG	06/29/1934	Active	20	0	1	-4.76%	18	13	4	Y		N	11/2025		
Exc Award (06/30/2019, 06/30/2021)																
6420	REHRERSBURG	01/17/1951	Active	10	0	0	0.00%	10		10	Y		N	10/2024		
6421	SHARTLESVILLE	01/25/1952	Active	17	0	0	0.00%	21		4	Y		N	11/2025		
6422	SHILLINGTON	01/20/1944	Active	17	0	0	0.00%	20		2	Y	2	R	09/2025		
Exc Award (06/30/2017, 06/30/2018)																
30714	SHOEMAKERSVILLE AREA	05/14/1975	Active	17	0	0	0.00%	17		5	Y		N	11/2024		
6435	SPRING TOWNSHIP	04/22/1957	Active	16	1	0	6.67%	17		2	Y		IP	10/2025		
Exc Award (06/30/2017, 06/30/2018)																
6426	STRAUSSTOWN	05/08/1947	Active	37	1	0	2.78%	36		2	Y		N	11/2025	90+ Days	\$500.00
6431	WEST CHESTER	01/21/1925	Cancelled(6*)	0	0	2	-100.00%	22	36	3	N	None		06/2025		
6432	WEST GOSHEN	12/16/1971	Active	31	1	0	3.33%	31		3	Y		N	09/2025		
Exc Award (06/30/2023)																

Clubs Cancelled Previous Fiscal Year – Clubs Cancelled within last 12 months may be reinstated

Club Number	Club Name	Charter Date	Current Status*	Cancellation Date
6430	WERNERSVILLE	01/31/1945	Cancelled(6*)	11/30/2024

Current Total Clubs Count	YTD New Clubs Count	YTD Cancelled Clubs Count	YTD Net Gain	Current Total Members Count	YTD Add	YTD Drop	YTD Net Growth	YTD Net Growth %	Member Count 12 Months Ago	Average Member Count Per Club	% of Clubs with less than 20 members	% No Officer Report in 12 Months	% of Clubs with balance 90+ days	Number of Clubs in Status Quo	% Status Quo Clubs in Financial Suspension	Number of Cancelled Clubs	Average Cancelled Club Age	Members Lost Due to Cancellation	% of Clubs Cancelled for Non-Financial Reasons
32	0	1	-1	848	20	37	-17	-1.97%	896	27	38%	0%	13%	0	0%	1	180	2	100%

* - P - Priority Club. Cancellation Reasons: 1-Objectives/conduct, 2-Non-active club, 5-Non-existing club, 6-Disbanding, 7-Merger, 8-Financial Suspension, 9-District/Multiple District Dues.

** Red denotes below 15 active members.

*** Red denotes 20% + loss.

**** Y - all 3 (President, Secretary, Treasurer) club officers reported, N - not all 3 reported.

***** Abbreviation: N-New, IP-Immediate Past, R-Repeat.



Club Health Assessment for District 14 T through November 2025

			Status	Membership						Reports				Finance		LCIF
Club Number	Club Name	Charter Date	Times in Status Quo in Past 2 Years	Current Member Count **	YTD Members Added	YTD Members Dropped	YTD Net Growth% ***	Member Count 1 Year Ago	Dropped Members Avg.Length of Service	Months Since Membership Update	Current Officers Reported ****	Current President Repeated Term	VP Reported *****	Last Date Reported Service (mm/yyyy)	Account Balance	YTD Donations
Clubs more than two years old																
6490	BLAIN	03/09/1945	Active	20	1	0	5.26%	24		0	Y		N	11/2025	90+ Days	
6497	CHAMBERSBURG	06/19/1924	Active	34	2	7	-12.82%	23	18	0	Y		IP	11/2025		\$150.00
6499	DUNCANNON	02/26/1947	Active	42	4	1	7.69%	42	6	2	Y	2	R	09/2025		
6500	EAST HANOVER	01/11/1951	Active	18	0	0	0.00%	21		0	N		N	08/2022		\$50.00
6501	FAYETTE	11/08/1951	Active	28	0	1	-3.45%	29	8	0	Y		N	08/2025		\$6.25
6502	GREENCASTLE	03/09/1944	Active	24	1	1	0.00%	24	0	1	Y		N	11/2025		\$105.00
6503	GREENE TOWNSHIP	02/11/1958	Active	23	0	0	0.00%	24		7	Y		N	10/2025		\$100.00
6504	HARRISBURG	03/08/1921	Active	19	1	0	5.56%	21		0	Y	3	R	10/2025		\$140.00
Exc Award (06/30/2019)																
6507	HERSHEY	09/15/1944	Active	27	0	2	-6.90%	29	44	0	Y	2	R	09/2025	\$1,360.00	
6510	ICKESBURG	01/23/1945	Active	53	0	0	0.00%	60		3	Y	2	N	11/2025	\$100.00	
Exc Award (06/30/2018)																
6511	LANDISBURG	05/04/1948	Active	59	1	2	-1.67%	62	12	1	Y		N	09/2025	\$300.00	
Exc Award (06/30/2019)																
6513	LIVERPOOL	10/10/1938	Active	31	0	3	-8.82%	34	11	0	N	None		02/2024		
6514	LOWER PAXTON TOWNSHIP	01/30/1948	Active	42	0	1	-2.33%	46	17	0	Y		N	11/2025		
Exc Award (06/30/2023)																
138731	Lower Paxton Township Lionses	06/21/2019	Active	18	0	0	0.00%	19		8	Y		N	11/2025	\$50.00	
29096	LOWER SWATARA L C	04/08/1974	Active	51	2	2	0.00%	46	3	0	Y		N	11/2025	90+ Days	\$31.25
Exc Award (06/30/2023, 06/30/2024)																
6516	LURGAN TOWNSHIP	03/24/1959	Active	37	1	5	-9.76%	40	18	0	Y		IP	10/2025	\$1,050.00	
6517	MARYSVILLE	07/19/1945	Active	40	1	0	2.56%	50		2	Y		N	02/2023	\$125.00	
6518	MERCERSBURG	02/26/1941	Active	42	2	0	5.00%	39		2	Y	6	R	02/2022		
6519	MIDDLE PAXTON	05/05/1960	Active	43	2	2	0.00%	45	2	2	Y		R	01/2024		
6521	MIFFLINTOWN	05/24/1946	Active	37	0	1	-2.63%	36	15	2	Y	3	R	10/2025	\$100.00	
Exc Award (06/30/2023)																
6522	MILLERSBURG	04/07/1925	Active	8	0	0	0.00%	9		7	N	11	R	01/2025	\$20.00	
6524	MT PARNELL	01/10/1947	Active	27	1	0	3.85%	27		3	Y		N	07/2023	\$92.50	
Exc Award (06/30/2016)																



Club Health Assessment for District 14 T through November 2025

			Status	Membership						Reports				Finance	LCIF	
Club Number	Club Name	Charter Date	Times in Status Quo in Past 2 Years	Current Member Count **	YTD Members Added	YTD Members Dropped	YTD Net Growth% ***	Member Count 1 Year Ago	Dropped Members Avg.Length of Service	Months Since Membership Update	Current Officers Reported ****	Current President Repeated Term	VP Reported *****	Last Date Reported Service (mm/yyyy)	Account Balance	YTD Donations
6525	NEW BLOOMFIELD	10/03/1938	Active	44	2	2	0.00%	48	1	1	Y		N	11/2025	90+ Days	\$1,131.25
6526	NEWPORT	02/14/1938	Active	19	1	3	-9.52%	20	12	2	N	None		10/2022	90+ Days	\$446.88
6529	PATH VALLEY	12/09/1943	Active	23	0	0	0.00%	23		2	Y	2	R	10/2025		\$100.00
6530	PAXTANG	04/16/1953	Active	50	2	0	4.17%	48		0	Y	2	R	11/2025		
Exc Award (06/30/2016, 06/30/2017)																
6531	PENBROOK	01/18/1946	Active	17	3	1	13.33%	15	4	0	Y			10/2025	90+ Days	\$75.00
6533	PORT ROYAL	05/03/1945	Active(1)	31	1	0	3.33%	30		0	N	None		05/2023	90+ Days	
6534	RICHFIELD	05/05/1953	Active	26	0	1	-3.70%	28	63	0	Y		N	09/2025	90+ Days	\$1,000.00
6535	ROUZERVILLE	02/03/1949	Active	24	2	0	9.09%	24		3	Y	6	R	08/2015		
31656	SHERMANS DALE	02/03/1976	Active	38	2	0	5.56%	41		1	Y		N	10/2025		\$50.00
6542	WAYNESBORO	11/06/1929	Active	22	1	5	-15.38%	29	8	1	Y			09/2025		\$500.00
Exc Award (06/30/2017, 06/30/2023, 06/30/2024)																
126237	Waynesboro Area Lioness	11/19/2015	Active	11	0	4	-26.67%	19	6	0	N			10/2025		\$100.00
6543	WEST HANOVER	01/22/1951	Active	32	1	10	-21.95%	40	11	0	Y	5	R	01/2025		\$62.50
Exc Award (06/30/2022)																

Clubs Cancelled Previous Fiscal Year – Clubs Cancelled within last 12 months may be reinstated

Club Number	Club Name	Charter Date	Current Status*	Cancellation Date
43859	CHAMBERSBURG EVENING	05/29/1984	Cancelled(6*)	06/29/2025
108558	Fayetteville Area	06/07/2010	Cancelled(8*)	06/29/2025
138766	Susquehanna Township	06/21/2019	Cancelled(8*)	12/30/2024

Current Total Clubs Count	YTD New Clubs Count	YTD Cancelled Clubs Count	YTD Net Club Gain	Current Total Members Count	YTD Add	YTD Drop	YTD Net Growth	YTD Net Growth %	Member Count 12 Months Ago	Average Member Count Per Club	% of Clubs with less than 20 members	% No Officer Report in 12 Months	% of Clubs with balance 90+ days	Number of Clubs in Status Quo	% Status Quo Clubs in Financial Suspension	Number of Cancelled Clubs	Average Cancelled Club Age	Members Lost Due to Cancellation	% of Clubs Cancelled for Non-Financial Reasons
34	0	0	0	1,060	34	54	-20	-1.85%	1,115	31	21%	0%	21%	0	0%	0	0	0	0%



Club Health Assessment for District 14 T through November 2025

			Status		Membership				Reports				Finance	LCIF		
Club Number	Club Name	Charter Date	Times in Status Quo in Past 2 Years	Current Member Count **	YTD Members Added	YTD Members Dropped	YTD Net Growth% ***	Member Count 1 Year Ago	Dropped Members Avg.Length of Service	Months Since Membership Update	Current Officers Reported ****	Current President Repeated Term	VP Reported *****	Last Date Reported Service (mm/yyyy)	Account Balance	YTD Donations

* - P - Priority Club. Cancellation Reasons: 1-Objectives/conduct, 2-Non-active club, 5-Non-existing club, 6-Disbanding, 7-Merger, 8-Financial Suspension, 9-District/Multiple District Dues.

** Red denotes below 15 active members.

*** Red denotes 20% + loss.

**** Y - all 3 (President, Secretary, Treasurer) club officers reported, N - not all 3 reported.

***** Abbreviation: N-New, IP-Immediate Past, R-Repeat.



Club Health Assessment for District 14 U through November 2025

			Status	Membership					Reports					Finance	LCIF	
Club Number	Club Name	Charter Date	Times in Status Quo in Past 2 Years	Current Member Count **	YTD Members Added	YTD Members Dropped	YTD Net Growth% ***	Member Count 1 Year Ago	Dropped Members Avg.Length of Service	Months Since Membership Update	Current Officers Reported ****	Current President Repeated Term	VP Reported *****	Last Date Reported Service (mm/yyyy)	Account Balance	YTD Donations
Clubs more than two years old																
33418	BOWMANSTOWN-PARRYVILL E L C Exc Award (06/30/2023)	03/14/1977	Active	31	2	0	6.90%	30		1	Y		N	10/2025	90+ Days	
105738	BUSHKILL SMITHFIELDS	06/09/2009	Active	15	1	0	7.14%	15		2	Y	2	R	11/2025		
33078	DINGMANS FERRY	12/14/1976	Active(1)	15	0	0	0.00%	15		0	N	8		04/2024		
6220	GREENE DREHER	04/06/1951	Status Quo(1)	17	0	0	0.00%	16		7	N	4		05/2023		
6161	JIM THORPE Exc Award (06/30/2023)	06/25/1948	Active	36	0	1	-2.70%	39	1	4	Y		N	10/2025		
65338	LEHIGHTON AREA LIONESS Exc Award (06/30/2023)	05/15/2002	Active	34	2	0	6.25%	32		3	Y		N	11/2025		
45767	LEHIGHTON FRANKLIN TOWNSHIP Exc Award (06/30/2022)	02/19/1986	Active	25	1	6	-16.67%	31	12	2	N	4		10/2023		
6185	LITTLE SCHUYLKILL	12/11/1957	Active	17	0	0	0.00%	17		5	Y		N	02/2025		
6188	MAHONING TOWNSHIP	11/07/1958	Active	23	1	3	-8.00%	25	29	0	Y	25		11/2025		
6191	MC ADOO Exc Award (06/30/2021, 06/30/2023)	07/15/1937	Active	32	3	0	10.34%	33		3	Y		N	02/2025		
6192	MILFORD Exc Award (06/30/2022)	05/15/1952	Active	19	0	1	-5.00%	21	4	4	N	None		05/2025	90+ Days	
6193	MINERSVILLE AREA L C	10/19/1949	Status Quo(2)	28	0	1	-3.45%	29	14	0	Y	2		07/2022		
6217	Monroe Sights for Hope Exc Award (06/30/2023)	12/22/1924	Active	21	0	1	-4.55%	30	6	0	Y			11/2025		
6197	ORWIGSBURG	04/08/1935	Active	64	3	2	1.59%	56	21	0	Y		N	12/2022		
6198	PALMERTON	10/18/1954	Active	8	0	0	0.00%	11		9	Y		N	02/2024		
6199	PINE GROVE Exc Award (06/30/2021, 06/30/2023)	01/10/1947	Active	42	0	1	-2.33%	44	9	1	N	2		11/2025	90+ Days	
6201	POCONO Exc Award (06/30/2022)	11/22/1949	Active	92	4	2	2.22%	103	13	2	Y	2	R	09/2025		
6202	PORTER TOWER L C Exc Award (06/30/2021)	12/01/1955	Active	57	0	6	-9.52%	60	6	0	Y		R	11/2025		
6204	POTTSVILLE	07/17/1923	Active	50	1	2	-1.96%	51	35	1	Y		N	10/2023		



Club Health Assessment for District 14 U through November 2025

			Status			Membership					Reports				Finance		LCIF		
Club Number	Club Name	Charter Date	Times in Status Quo in Past 2 Years	Current Member Count **	YTD Members Added	YTD Members Dropped	YTD Net Growth% ***	Member Count 1 Year Ago	Dropped Members Avg.Length of Service	Months Since Membership Update	Current Officers Reported ****	Current President Repeated Term	VP Reported *****	Last Date Reported Service (mm/yyyy)	Account Balance	YTD Donations			
Exc Award (06/30/2023)			Active	29	0	1	-3.33%	30	4	3	N	4		10/2025	90+ Days				
6207	SAINT CLAIR	02/28/1951																	
Exc Award (06/30/2023)			Active	22	0	2	-8.33%	24	3	3	Y	2	R	12/2023					
6209	SCHUYLKILL HAVEN	04/12/1935																	
32285	SHOHOLA AREA L C	05/25/1976	Active(1)	16	0	1	-5.88%	19	22	2	N	None		03/2024					
6219	TANNERSVILLE	11/29/1954	Active	44	2	0	4.76%	46		1	N			10/2024					
50975	VALLEY VIEW TRI-VALLEY	10/04/1990	Active	21	0	0	0.00%	22		0	Y	4	R	11/2025					
Exc Award (06/30/2018, 06/30/2023)			Active	17	0	0	0.00%	18		9	N	5		11/2025					
6223	WAYNE TOWNSHIP L C	05/23/1972																	
6227	WEST PENN TWSP	01/05/1948	Active	27	1	2	-3.57%	28	1	0	Y		N	11/2025					
Exc Award (06/30/2022)																			
Current Total Clubs Count	YTD New Clubs Count	YTD Cancelled Clubs Count	YTD Net Club Gain	Current Total Members Count	YTD Add	YTD Drop	YTD Net Growth %	Member Count 12 Months Ago	Average Member Count Per Club	% of Clubs with less than 20 members	% No Officer Report in 12 Months	% of Clubs with balance 90+ days	Number of Clubs in Status Quo	% Status Quo Clubs in Financial Suspension	Number of Cancelled Clubs	Average Cancelled Club Age	Members Lost Due to Cancellation	% of Clubs Cancelled for Non-Financial Reasons	
26	0	0	0	802	21	32	-11	-1.35%	845	31	31%	4%	15%	2	100%	0	0	0	0%

* - P - Priority Club. Cancellation Reasons: 1-Objectives/conduct, 2-Non-active club, 5-Non-existing club, 6-Disbanding, 7-Merger, 8-Financial Suspension, 9-District/Multiple District Dues.

** Red denotes below 15 active members.

*** Red denotes 20% + loss.

**** Y - all 3 (President, Secretary, Treasurer) club officers reported, N - not all 3 reported.

***** Abbreviation: N-New, IP-Immediate Past, R-Repeat.



Club Health Assessment for District 14 W through November 2025

			Status	Membership						Reports				Finance	LCIF	
Club Number	Club Name	Charter Date	Times in Status Quo in Past 2 Years	Current Member Count **	YTD Members Added	YTD Members Dropped	YTD Net Growth% ***	Member Count 1 Year Ago	Dropped Members Avg.Length of Service	Months Since Membership Update	Current Officers Reported ****	Current President Repeated Term	VP Reported *****	Last Date Reported Service (mm/yyyy)	Account Balance	YTD Donations
Clubs more than two years old																
6047	ASHLEY	01/31/1947	Active	10	0	0	0.00%	11		5	Y			12/2015		
6055	DALLAS	02/20/1950	Active	13	1	1	0.00%	16	1	0	Y		N	06/2024		\$500.00
6058	DRUMS	04/18/1955	Active	41	0	0	0.00%	40		5	Y		N	11/2025		
66292	DRUMS LIONESS	06/25/2002	Active	53	7	1	12.77%	41	3	0	Y	2	R	11/2025	90+ Days	
Exc Award (06/30/2022, 06/30/2023, 06/30/2024)																
6060	DUPONT	01/17/1949	Active	46	3	0	6.98%	44		1	Y	2		10/2025		\$250.00
Exc Award (06/30/2023)																
6061	DURYEA	09/19/1950	Active	10	0	0	0.00%	10		17	Y		R	03/2024		
6063	EXETER	11/28/1951	Active	22	0	1	-4.35%	22	1	1	Y	3	R	10/2025		
31737	FORTY FORT	02/20/1976	Active	60	1	1	0.00%	58	0	3	Y			11/2025		\$1,000.00
Exc Award (06/30/2023)																
6068	HANOVER TOWNSHIP	06/20/1945	Active	25	1	0	4.17%	22		0	Y	8	R	12/2021	90+ Days	\$1,000.00
6070	HARVEYS LAKE	02/03/1950	Active	9	0	0	0.00%	8		5	Y	4		01/2024		
6072	HAZLETON	10/22/1923	Active(1)	16	1	2	-5.88%	16	22	0	Y		N	11/2025		
Exc Award (06/30/2023)																
35715	HUGHESTOWN	06/14/1978	Active(1)	14	1	0	7.69%	12		3	Y	18	R	08/2025		\$50.00
6075	JENKINS TOWNSHIP	10/06/1958	Active	29	1	2	-3.33%	30	2	4	Y	10		12/2016	90+ Days	
36049	LAKE SILKWORTH AREA L C	09/15/1978	Active	18	0	0	0.00%	19		7	Y		R	11/2025		\$100.00
Exc Award (06/30/2023)																
6087	NANTICOKE	03/11/1935	Cancelled(6*)	0	0	0	0.00%	9		5	N	None		09/2024		
33015	NEWPORT TOWNSHIP	11/22/1976	Active	23	5	1	21.05%	19	10	0	Y	10		03/2015		
31009	PARSONS	06/27/1975	Active	19	3	0	18.75%	17		0	Y			11/2025		
6092	PLAINS	02/18/1947	Active	50	7	0	16.28%	51		1	Y		N	11/2025		\$325.00
Exc Award (06/30/2016, 06/30/2022)																
64428	PLAINS J L WROBLEWSKI MT LAURE	06/15/2001	Active	24	0	0	0.00%	24		5	Y	2	R	11/2025		
6103	TWIN BORO	09/27/1951	Active	14	0	0	0.00%	15		10	Y	2	R	12/2016		
6105	TWIN COUNTY	03/15/1954	Active	34	0	0	0.00%	35		3	Y		R	11/2025		
6107	WEST HAZLETON	03/13/1947	Active	10	0	1	-9.09%	11	5	2	Y	14		02/2025		



Club Health Assessment for District 14 W through November 2025

INTERNATIONAL

			Status	Membership						Reports				Finance	LCIF	
Club Number	Club Name	Charter Date	Times in Status Quo in Past 2 Years	Current Member Count **	YTD Members Added	YTD Members Dropped	YTD Net Growth% ***	Member Count 1 Year Ago	Dropped Members Avg.Length of Service	Months Since Membership Update	Current Officers Reported ****	Current President Repeated Term	VP Reported *****	Last Date Reported Service (mm/yyyy)	Account Balance	YTD Donations
6109	WHITE HAVEN	04/18/1938	Active	27	0	2	-6.90%	27	1	2	Y	2	R	11/2025		
61883	WILKES BARRE	05/11/1999	Active	19	0	0	0.00%	17		6	Y	2	R	11/2025		\$50.00
Exc Award (06/30/2021, 06/30/2024, 06/30/2025)																

Clubs Cancelled Previous Fiscal Year – Clubs Cancelled within last 12 months may be reinstated

Club Number	Club Name	Charter Date	Current Status*	Cancellation Date
97178	KINGSTON	05/23/2006	Cancelled(8*)	06/29/2025

Current Total Clubs Count	YTD New Clubs Count	YTD Cancelled Clubs Count	YTD Net Club Gain	Current Total Members Count	YTD Add	YTD Drop	YTD Net Growth	YTD Net Growth %	Member Count 12 Months Ago	Average Member Count Per Club	% of Clubs with less than 20 members	% No Officer Report in 12 Months	% of Clubs with balance 90+ days	Number of Clubs in Status Quo	% Status Quo Clubs in Financial Suspension	Number of Cancelled Clubs	Average Cancelled Club Age	Members Lost Due to Cancellation	% of Clubs Cancelled for Non-Financial Reasons
23	0	1	-1	586	31	12	19	3.35%	574	25	48%	0%	13%	0	0%	1	110	0	0%

* - P - Priority Club. Cancellation Reasons: 1-Objectives/conduct, 2-Non-active club, 5-Non-existing club, 6-Disbanding, 7-Merger, 8-Financial Suspension, 9-District/Multiple District Dues.

** Red denotes below 15 active members.

*** Red denotes 20% + loss.

**** Y - all 3 (President, Secretary, Treasurer) club officers reported, N - not all 3 reported.

***** Abbreviation: N-New, IP-Immediate Past, R-Repeat.




Club Health Assessment for District 16 N through November 2025

			Status	Membership						Reports				Finance	LCIF	
Club Number	Club Name	Charter Date	Times in Status Quo in Past 2 Years	Current Member Count **	YTD Members Added	YTD Members Dropped	YTD Net Growth% ***	Member Count 1 Year Ago	Dropped Members Avg.Length of Service	Months Since Membership Update	Current Officers Reported ****	Current President Repeated Term	VP Reported *****	Last Date Reported Service (mm/yyyy)	Account Balance	YTD Donations
Clubs less than two years old																
178034	Bayonne	08/29/2024	Active	28	0	0	0.00%	21		2	Y	2	R	07/2025		
Clubs more than two years old																
6861	BELVIDERE	06/02/1952	Active	37	2	1	2.78%	37	4	1	Y		N	11/2025		\$550.00
	Exc Award (06/30/2018)															
6606	BERGENFIELD	03/31/1949	Active	22	0	0	0.00%	22		4	Y		N	06/2023		
6863	BLOOMFIELD	10/29/1924	Active	18	2	0	12.50%	16		2	N	11		04/2013		
150187	Camp Marcella Alumni	04/06/2022	Status Quo(2)	12	0	0	0.00%	12		10	Y	5			90+ Days	
6609	CARLSTADT EAST RUTHERFORD	01/07/1948	Status Quo(1)	10	0	0	0.00%	10		10	N	None		06/2025	90+ Days	
6865	CEDAR GROVE	01/05/1956	Active	10	0	1	-9.09%	12	32	3	N	9				
6869	CHESTER	11/24/1969	Active	41	0	2	-4.65%	42	26	0	Y	2	R	11/2025	90+ Days	
141585	Chester Lioness	05/26/2020	Active	33	2	1	3.13%	33	0	0	Y	2		11/2025		
6612	CLOSTER	05/26/1939	Active	16	0	0	0.00%	18		4	Y	8		05/2021		
6614	DUMONT	03/22/1951	Active	9	0	1	-10.00%	9	3	2	Y		N	11/2013		
6620	FAIR LAWN	10/25/1950	Active	15	1	0	7.14%	15		0	Y	4	N	12/2024		
6624	FRANKLIN LAKES	04/20/1965	Active	44	0	1	-2.22%	45	0	2	N	None		04/2019		
6627	HACKENSACK	12/14/1927	Active	18	0	0	0.00%	19		5	Y	4	N	04/2025		
67286	HARMONY TOWNSHIP	02/10/2003	Active	52	0	0	0.00%	53		7	Y					
6628	HARRINGTON PARK	06/29/1953	Active	7	0	0	0.00%	7		4	Y	2	R	04/2016		
6629	HARRISON	07/25/1951	Active(1)	22	0	0	0.00%	28		3	Y			11/2025		
	Exc Award (06/30/2018)															
6630	HASBROUCK HEIGHTS	03/19/1931	Active	27	0	2	-6.90%	29	39	2	Y			10/2024		
6631	HAWTHORNE	05/07/1953	Active	25	0	0	0.00%	32		5	Y	4		05/2013		\$1,000.00
6634	JERSEY CITY HUDSON CITY	11/24/1953	Active	23	0	0	0.00%	23		3	Y	4	R	11/2025		
6635	KEARNY	11/19/1946	Active	9	0	0	0.00%	9		7	Y	7		09/2025		
34742	KNOWLTON TOWNSHIP L C	12/12/1977	Active	27	1	5	-12.90%	29	31	0	Y	3	R	05/2023		\$1,000.00
6886	LINCOLN PARK	03/28/1963	Active	18	1	0	5.88%	17		4	Y	3	R	09/2020	90+ Days	\$250.00




Club Health Assessment for District 16 N through November 2025

			Status	Membership						Reports				Finance		LCIF
Club Number	Club Name	Charter Date	Times in Status Quo in Past 2 Years	Current Member Count **	YTD Members Added	YTD Members Dropped	YTD Net Growth% ***	Member Count 1 Year Ago	Dropped Members Avg.Length of Service	Months Since Membership Update	Current Officers Reported ****	Current President Repeated Term	VP Reported *****	Last Date Reported Service (mm/yyyy)	Account Balance	YTD Donations
6888	LIVINGSTON	01/22/1946	Active	32	0	0	0.00%	35		3	Y		R	01/2024	90+ Days	
	Exc Award (06/30/2021, 06/30/2022, 06/30/2023)															
6642	MIDLAND PARK	01/17/1951	Active	6	0	1	-14.29%	9	3	0	N	5		11/2025		\$1,140.00
6877	MT OLIVE	12/01/1969	Active	15	1	0	7.14%	14		4	Y	3		11/2022	90+ Days	
6895	NEWARK	05/31/1921	Active	9	0	0	0.00%	9		10	Y	8		11/2018		
6653	ORADELL	06/12/1939	Active	15	0	0	0.00%	15		20	Y	20		04/2012		
153711	Parsippany	02/14/2023	Active	38	5	1	11.76%	34	2	0	Y	4	R	12/2023		
121896	Passaic County Community College (PCCC)	04/16/2014	Active	62	31	3	82.35%	25	1	0	Y		N	10/2025		
6656	PASSAIC-CLIFTON	12/29/1921	Active	26	0	2	-7.14%	18	9	1	N	23	R	10/2025		\$660.00
	Exc Award (06/30/2020, 06/30/2022, 06/30/2024)															
42387	PATERSON SIMON BOLIVAR	03/25/1983	Active	28	0	0	0.00%	29		8	Y	9		08/2023		
6661	RIDGEFIELD	05/29/1951	Active	6	0	0	0.00%	6		17	Y	11		05/2017		
6664	RIVER EDGE	08/27/1951	Active	16	4	2	14.29%	11	0	3	Y	3	N	07/2023	90+ Days	\$50.00
6666	RUTHERFORD	03/08/1922	Active	29	0	0	0.00%	30		10	Y	2		11/2025		\$500.00
	Exc Award (06/30/2022)															
46698	SADDLE BROOK MAIN	12/11/1986	Status Quo(1)	16	0	0	0.00%	19		11	Y		R	02/2024	90+ Days	
6668	SADDLE RIVER VALLEY	12/03/1957	Active	35	5	4	2.94%	36	11	0	Y		N	02/2020	90+ Days	
35341	SOUTH ORANGE	04/17/1978	Active(2)	16	0	0	0.00%	18		6	Y			12/2023		
	Exc Award (06/30/2018)															
6672	TENAFLY	05/19/1939	Active	5	0	0	0.00%	5		10	Y	7				
51823	UNION CITY ECUATORIANOS	06/06/1991	Active	4	0	0	0.00%	4		23	Y	9	R	08/2020		
6924	VERONA	03/30/1951	Active	37	2	3	-2.63%	33	18	0	Y		N	10/2023		
6676	WALDWICK	06/08/1955	Active	31	0	0	0.00%	32		0	Y		N	04/2025		
6677	WALLINGTON	05/08/1952	Active	14	0	1	-6.67%	16	6	1	Y		N	03/2019		\$200.00
6679	WAYNE TOWNSHIP	07/12/1960	Active	29	3	1	7.41%	31	23	0	Y	2		09/2025	90+ Days	
6680	WEST MILFORD TOWNSHIP	10/24/1956	Active	20	1	1	0.00%	19	10	2	Y	2	R	09/2025		\$100.00
36691	WEST NY LEONES CUB DE HUDSON	03/23/1979	Active	78	1	2	-1.27%	85	31	2	Y	2	N	11/2025		
	Exc Award (06/30/2022)															



Club Health Assessment for District 16 N through November 2025



			Status	Membership						Reports				Finance	LCIF	
Club Number	Club Name	Charter Date	Times in Status Quo in Past 2 Years	Current Member Count **	YTD Members Added	YTD Members Dropped	YTD Net Growth% ***	Member Count 1 Year Ago	Dropped Members Avg.Length of Service	Months Since Membership Update	Current Officers Reported ****	Current President Repeated Term	VP Reported *****	Last Date Reported Service (mm/yyyy)	Account Balance	YTD Donations
6928	WEST ORANGE	03/18/1953	Active	5	0	0	0.00%	5		5	Y	9	N	05/2018		
6682	WOOD RIDGE	06/23/1939	Active	57	0	1	-1.72%	53	27	3	Y	2	R	11/2025		
6683	WYCKOFF	02/07/1951	Active	14	1	1	0.00%	14	2	4	Y	19		12/2021		

Clubs Cancelled Previous Fiscal Year – Clubs Cancelled within last 12 months may be reinstated

Club Number	Club Name	Charter Date	Current Status*	Cancellation Date
38279	NEWARK BORINQUEN	04/28/1980	Cancelled(6*)	05/29/2025

Current Total Clubs Count	YTD New Clubs Count	YTD Cancelled Clubs Count	YTD Net Club Gain	Current Total Members Count	YTD Add	YTD Drop	YTD Net Growth	YTD Net Growth %	Member Count 12 Months Ago	Average Member Count Per Club	% of Clubs with less than 20 members	% No Officer Report in 12 Months	% of Clubs with balance 90+ days	Number of Clubs in Status Quo	% Status Quo Clubs in Financial Suspension	Number of Cancelled Clubs	Average Cancelled Club Age	Members Lost Due to Cancellation	% of Clubs Cancelled for Non-Financial Reasons
49	0	0	0	1,166	63	37	26	2.28%	1,143	24	49%	0%	20%	3	100%	0	0	0	0%

* - P - Priority Club. Cancellation Reasons: 1-Objectives/conduct, 2-Non-active club, 5-Non-existing club, 6-Disbanding, 7-Merger, 8-Financial Suspension, 9-District/Multiple District Dues.

** Red denotes below 15 active members.

*** Red denotes 20% + loss.

**** Y - all 3 (President, Secretary, Treasurer) club officers reported, N - not all 3 reported.

***** Abbreviation: N-New, IP-Immediate Past, R-Repeat.



Club Health Assessment for District 16 J through November 2025

			Status	Membership						Reports				Finance	LCIF	
Club Number	Club Name	Charter Date	Times in Status Quo in Past 2 Years	Current Member Count **	YTD Members Added	YTD Members Dropped	YTD Net Growth% ***	Member Count 1 Year Ago	Dropped Members Avg.Length of Service	Months Since Membership Update	Current Officers Reported ****	Current President Repeated Term	VP Reported *****	Last Date Reported Service (mm/yyyy)	Account Balance	YTD Donations
Clubs less than two years old																
178997	Atlantic Connections Cyber Leo	11/27/2024	Active	20	1	0	5.26%	20		2	Y	2	R	04/2025	90+ Days	
186938	New Jersey Unity	09/10/2025	Newly Chartered	22	22	0	100.00%	0		2	Y					
157119	Plainsboro Township	02/09/2024	Active	18	2	1	5.88%	20	1	3	Y	2	R	11/2025		\$50.00
Clubs more than two years old																
6813	BERNARDS	05/22/1962	Active	13	1	0	8.33%	10		3	Y	14	R		90+ Days	
145084	Central Jersey Professionals & Entrepreneurs Exc Award (06/30/2021)	02/09/2021	Active(1)	5	0	0	0.00%	5		5	Y	6		08/2023		
6816	CRANBURY Exc Award (06/30/2021)	06/21/1932	Active	28	0	0	0.00%	37		3	Y	2	R	04/2024		
6817	DUNELLEN	08/06/1936	Active(1)	22	0	0	0.00%	22		0	Y	14				
137468	East Brunswick	02/15/2019	Active(1)	10	0	0	0.00%	11		5	N	None				
97443	EDISON METRO Exc Award (06/30/2018)	06/29/2006	Active	41	0	0	0.00%	37		1	Y		N	11/2025		
107872	EDISON VISIONARY Exc Award (06/30/2016, 06/30/2018, 06/30/2019, 06/30/2020, 06/30/2021, 06/30/2022, 06/30/2023, 06/30/2024, 06/30/2025)	03/25/2010	Active	36	5	20	-29.41%	38	0	2	Y		N	06/2025		
54412	ELIZABETH BORINQUEN Exc Award (06/30/2016, 06/30/2020)	04/30/1993	Active(2)	1	0	0	0.00%	1		10	N	5		04/2021		
40415	ELIZABETH COLOMBIAN	10/28/1981	Active(1)	5	0	0	0.00%	9		5	N	None		11/2017		
6873	ELIZABETH CUBANOS	03/09/1973	Active	58	1	0	1.75%	61		2	Y		N	09/2023		
36304	ELIZABETH PORTUGUESE Exc Award (06/30/2018)	12/07/1978	Active	63	0	1	-1.56%	68	45	0	Y	2	N	11/2025		\$2,000.00
6820	FLEMINGTON	03/02/1939	Active(2)	21	0	0	0.00%	21		1	Y	6		04/2018		
6823	FRENCHTOWN	06/22/1936	Active	28	3	0	12.00%	25		2	Y	5	R	06/2025		
125113	Garden State Champions Lions Club Exc Award (06/30/2018)	06/19/2015	Active(2)	14	0	0	0.00%	14		27	N	None		01/2022		



Club Health Assessment for District 16 J through November 2025

			Status	Membership					Reports				Finance	LCIF		
Club Number	Club Name	Charter Date	Times in Status Quo in Past 2 Years	Current Member Count **	YTD Members Added	YTD Members Dropped	YTD Net Growth% ***	Member Count 1 Year Ago	Dropped Members Avg.Length of Service	Months Since Membership Update	Current Officers Reported ****	Current President Repeated Term	VP Reported *****	Last Date Reported Service (mm/yyyy)	Account Balance	YTD Donations
6878	GARWOOD	03/26/1929	Active(1)	7	0	0	0.00%	7		15	Y	3	N	12/2017	90+ Days	
6825	GREEN BROOK	03/13/1950	Active	29	0	0	0.00%	28		9	Y		IP	11/2022		
Exc Award (06/30/2021)																
51021	HIGHLAND PARK PHIL AM	10/29/1990	Active	15	2	1	7.14%	14	11	4	Y		N	04/2025		
6707	HIGHTSTOWN-EAST WINDSOR L C	10/27/1936	Active	13	1	0	8.33%	12		2	Y	4	R	04/2023		
6881	HILLSIDE	10/04/1951	Active	22	3	3	0.00%	28	3	1	N	2	N	07/2024		
Exc Award (06/30/2018, 06/30/2023)																
6708	HOPEWELL VALLEY	12/13/1950	Active	14	0	0	0.00%	18		7	Y	2	N	06/2018		
123126	Menlo Park	09/23/2014	Active	29	3	0	11.54%	24		4	Y	2	R	12/2024		
Exc Award (06/30/2020, 06/30/2021, 06/30/2022)																
6721	MERCERVILLE	09/16/1970	Active	18	0	0	0.00%	18		29	N	None		12/2018	\$350.00	
6833	METUCHEN	11/07/1946	Active	15	0	0	0.00%	16		5	Y		N	06/2018		
140752	Middlesex Visionary	01/17/2020	Active	15	0	0	0.00%	15		35	N	None		04/2021		
Exc Award (06/30/2021)																
6834	MILFORD	10/06/1949	Active	24	0	0	0.00%	24		5	Y	11	R	06/2025		
Exc Award (06/30/2018)																
6835	MILLTOWN	08/29/1928	Active	19	0	0	0.00%	26		5	N	None		05/2023		
6838	NEW BRUNSWICK	03/27/1921	Status Quo(1)	9	0	0	0.00%	9		24	N	None		01/2018		90+ Days
148581	New Jersey Artists	10/15/2021	Active	30	1	0	3.45%	34		4	Y	2	R	06/2024		
Exc Award (06/30/2022)																
123709	New Jersey Multicultural Lions	12/15/2014	Active	24	0	3	-11.11%	32	5	1	Y		N	10/2025	\$1,000.00	
141170	New Jersey Peruvian	06/02/2020	Active	15	0	0	0.00%	22		0	N	2	R	04/2023		
Exc Award (06/30/2021)																
138090	New Jersey Renaissance	06/25/2019	Active(2)	3	2	1	50.00%	2	7	1	Y	4	N	06/2020		
6904	NEW PROVIDENCE	05/14/1969	Active	52	0	1	-1.89%	50	9	1	Y	2	R	03/2025		
6840	NORTH PLAINFIELD	03/29/1949	Active	12	0	0	0.00%	13		6	Y	15		03/2018		
6842	OLD BRIDGE	02/21/1958	Active(2)	3	0	0	0.00%	3		27	N	None		12/2017		
125223	Old Bridge Visionary Lions Club	06/22/2015	Active	25	3	0	13.64%	20		0	Y	2	N	11/2025		
Exc Award (06/30/2020, 06/30/2021)																



Club Health Assessment for District 16 J through November 2025

			Status	Membership					Reports					Finance		LCIF
Club Number	Club Name	Charter Date	Times in Status Quo in Past 2 Years	Current Member Count **	YTD Members Added	YTD Members Dropped	YTD Net Growth% ***	Member Count 1 Year Ago	Dropped Members Avg.Length of Service	Months Since Membership Update	Current Officers Reported ****	Current President Repeated Term	VP Reported *****	Last Date Reported Service (mm/yyyy)	Account Balance	YTD Donations
132909	Princeton	01/09/2018	Active	21	1	0	5.00%	22		1	Y		R	06/2025		\$1,250.00
	Exc Award (06/30/2019, 06/30/2021)															
115787	RUTGERS VISIONARY CAMPUS	01/03/2012	Status Quo(1)	1	0	0	0.00%	1		24	N	None		02/2018	90+ Days	
6847	SAYREVILLE	07/07/1936	Active	34	0	3	-8.11%	37	15	0	Y	3	R	11/2025		\$399.08
	Exc Award (06/30/2018, 06/30/2020, 06/30/2021, 06/30/2022, 06/30/2023, 06/30/2025)															
6916	SCOTCH PLAINS	06/23/1949	Active(1)	4	0	0	0.00%	4		5	Y	3				
134096	SOMERSET FRANKLIN	04/05/2018	Active	22	1	0	4.76%	18		0	Y		R	12/2024		\$80.00
	Exc Award (06/30/2021)															
99746	SOMERVILLE METRO	06/26/2007	Active	37	1	0	2.78%	37		4	Y		N	06/2025	90+ Days	\$600.00
	Exc Award (06/30/2018, 06/30/2022, 06/30/2023, 06/30/2025)															
6850	SOUTH BRUNSWICK TOWNSHIP	01/28/1953	Active	15	0	0	0.00%	16		6	Y	2	R	07/2024		
	Exc Award (06/30/2020, 06/30/2022)															
6851	SOUTH PLAINFIELD	05/09/1947	Active(2)	8	0	0	0.00%	20		1	Y	18	R	12/2018		
	Exc Award (06/30/2018)															
6852	SOUTH RIVER	07/06/1936	Active	29	0	0	0.00%	26		3	Y	3	R	02/2023		
6918	SPRINGFIELD	10/16/1925	Active	38	1	0	2.70%	37		2	Y		N	05/2023	90+ Days	
	Exc Award (06/30/2018, 06/30/2023)															
6919	SUMMIT	02/26/1926	Active	36	3	3	0.00%	30	2	1	Y	2	R	10/2025		\$275.00
	Exc Award (06/30/2021, 06/30/2022, 06/30/2023, 06/30/2024, 06/30/2025)															
6856	WARREN TOWNSHIP	11/22/1948	Active	94	7	8	-1.05%	99	5	0	Y		N	10/2025		\$1,000.00
	Exc Award (06/30/2016, 06/30/2018, 06/30/2021, 06/30/2023)															
6857	WATCHUNG	09/13/1948	Active	8	0	0	0.00%	8		18	Y	2		10/2018		\$1,000.00
	Exc Award (06/30/2018)															
153317	West Windsor Golden	01/09/2023	Active	20	0	0	0.00%	23		5	Y		R	11/2025		
	Exc Award (06/30/2023)															
6745	WEST WINDSOR TOWNSHIP	11/06/1952	Active	39	4	0	11.43%	41		2	Y		N	10/2025		\$4,000.00
	Exc Award (06/30/2017, 06/30/2018, 06/30/2020, 06/30/2021, 06/30/2022, 06/30/2023, 06/30/2024)															
6927	WESTFIELD	01/31/1924	Active	9	0	0	0.00%	11		11	Y	10	R	06/2019		



Club Health Assessment for District 16 J through November 2025

			Status	Membership					Reports				Finance	LCIF		
Club Number	Club Name	Charter Date	Times in Status Quo in Past 2 Years	Current Member Count **	YTD Members Added	YTD Members Dropped	YTD Net Growth% ***	Member Count 1 Year Ago	Dropped Members Avg.Length of Service	Months Since Membership Update	Current Officers Reported ****	Current President Repeated Term	VP Reported *****	Last Date Reported Service (mm/yyyy)	Account Balance	YTD Donations

Clubs Cancelled Previous Fiscal Year – Clubs Cancelled within last 12 months may be reinstated

Club Number	Club Name	Charter Date	Current Status*	Cancellation Date
138299	MCCC Visionary Campus	05/17/2019	Cancelled(8*)	06/29/2025
138030	New Jersey Fitness	04/29/2019	Cancelled(6*)	07/29/2024

Current Total Clubs Count	YTD New Clubs Count	YTD Cancelled Clubs Count	YTD Net Club Gain	Current Total Members Count	YTD Add	YTD Drop	YTD Net Growth	YTD Net Growth %	Member Count 12 Months Ago	Average Member Count Per Club	% of Clubs with less than 20 members	% No Officer Report in 12 Months	% of Clubs with balance 90+ days	Number of Clubs in Status Quo	% Status Quo Clubs in Financial Suspension	Number of Cancelled Clubs	Average Cancelled Club Age	Members Lost Due to Cancellation	% of Clubs Cancelled for Non-Financial Reasons
54	1	0	1	1,213	68	45	23	1.93%	1,244	22	48%	15%	13%	2	100%	0	0	0	0%

* - P - Priority Club. Cancellation Reasons: 1-Objectives/conduct, 2-Non-active club, 5-Non-existing club, 6-Disbanding, 7-Merger, 8-Financial Suspension, 9-District/Multiple District Dues.
** Red denotes below 15 active members.
*** Red denotes 20% + loss.
**** Y - all 3 (President, Secretary, Treasurer) club officers reported, N - not all 3 reported.
***** Abbreviation: N-New, IP-Immediate Past, R-Repeat.




Club Health Assessment for District 16 L through November 2025

			Status	Membership						Reports				Finance	LCIF	
Club Number	Club Name	Charter Date	Times in Status Quo in Past 2 Years	Current Member Count **	YTD Members Added	YTD Members Dropped	YTD Net Growth% ***	Member Count 1 Year Ago	Dropped Members Avg.Length of Service	Months Since Membership Update	Current Officers Reported ****	Current President Repeated Term	VP Reported *****	Last Date Reported Service (mm/yyyy)	Account Balance	YTD Donations
Clubs less than two years old																
156618	Voorhees-Gibbsboro	03/27/2024	Active	37	10	0	37.04%	30		1	Y	3	R	11/2025	90+ Days	
Clubs more than two years old																
97000	ABSECON VISIONARY	04/25/2006	Active	11	2	1	10.00%	11	2	3	Y		N	08/2017		
6684	ALLENTOWN	03/30/1939	Active	26	1	3	-7.14%	28	9	0	Y	2	R	08/2025	90+ Days	
6749	ATCO	08/21/1953	Active	38	3	3	0.00%	34	0	0	Y	2	R	11/2025		
Exc Award (06/30/2024)																
61241	ATLANTIC CITY	11/12/1998	Active	34	1	0	3.03%	31		1	Y	2	N	02/2025		
BANGLADESH AMERN																
6686	ATLANTIC HIGHLANDS	12/20/1924	Active(1)	15	0	0	0.00%	19		5	N	None		07/2023		
6751	AUDUBON	04/04/1954	Active	19	0	2	-9.52%	21	3	2	Y	2	R	04/2025	90+ Days	
66423	AVALON	06/29/2002	Active	89	3	0	3.49%	97		0	Y		N	01/2025		
Exc Award (06/30/2023)																
6753	BELMAWR	10/21/1953	Active	11	0	0	0.00%	12		5	Y	10	R	10/2011		
6754	BERLIN	02/04/1954	Active	15	0	0	0.00%	15		6	Y	4	N	09/2025		
6692	BRICK TOWNSHIP	11/11/1948	Active	16	0	0	0.00%	16		5	N	None		02/2022	90+ Days	
Exc Award (06/30/2019)																
6756	BRIDGETON	01/03/1941	Active	22	0	0	0.00%	20		8	N	10	R	11/2023	90+ Days	
6757	BRIGANTINE	12/04/1951	Active	49	1	1	0.00%	50	8	2	Y	4	N	06/2025		
Exc Award (06/30/2018, 06/30/2023)																
6758	CAMDEN	12/15/1920	Active	11	0	0	0.00%	13		3	Y	9	R	10/2023		
47323	CHERRY HILL PENNSAUKEN	05/19/1987	Active	5	0	0	0.00%	5		6	Y	6	R	04/2025		
KOREAN																
Exc Award (06/30/2019)																
6763	CLAYTON GLASSBORO	09/23/1953	Active	15	2	0	15.38%	13		4	Y		R	06/2025		\$700.00
Exc Award (06/30/2018, 06/30/2021, 06/30/2023, 06/30/2024)																
6694	COLTS NECK	05/02/1969	Active	34	0	0	0.00%	36		0	Y	3	R	08/2020		
6697	EATONTOWN	08/19/1948	Active	43	6	4	4.88%	45	25	0	Y		N	06/2025	90+ Days	
Exc Award (06/30/2019, 06/30/2024)																
6702	FREEHOLD TOWNSHIP	04/22/1947	Active	10	0	7	-41.18%	14	23	1	Y	3		03/2025		\$100.00



Club Health Assessment for District 16 L through November 2025

			Status	Membership					Reports				Finance	LCIF		
Club Number	Club Name	Charter Date	Times in Status Quo in Past 2 Years	Current Member Count **	YTD Members Added	YTD Members Dropped	YTD Net Growth% ***	Member Count 1 Year Ago	Dropped Members Avg.Length of Service	Months Since Membership Update	Current Officers Reported ****	Current President Repeated Term	VP Reported *****	Last Date Reported Service (mm/yyyy)	Account Balance	YTD Donations
6772	GLOUCESTER CITY	03/23/1944	Active	42	0	0	0.00%	43		0	Y		N	06/2025	90+ Days	
Exc Award (06/30/2016, 06/30/2018)																
6755	GLOUCESTER TOWNSHIP	01/25/1954	P- Active(1)	1	0	0	0.00%	1		16	N	None		10/2022		
6773	GREATER WILDWOODS	09/11/1952	Active	16	0	0	0.00%	16		21	Y	7	R	11/2025		\$50.00
6775	HADDONFIELD	02/04/1944	Active	72	0	6	-7.69%	75	5	2	Y			04/2025		\$750.00
Exc Award (06/30/2023, 06/30/2024)																
6777	HAMMONTON	08/20/1963	Active	74	1	1	0.00%	71	1	1	Y		N	11/2025		\$20.00
Exc Award (06/30/2016, 06/30/2017, 06/30/2018, 06/30/2024)																
6706	HIGHLANDS	04/13/1926	Active(1)	17	0	1	-5.56%	20	10	1	Y	5	N	05/2024		\$100.00
Exc Award (06/30/2021)																
6709	HOWELL TOWNSHIP	02/05/1947	Active	10	0	0	0.00%	12		5	Y	2	R	07/2024	90+ Days	
38430	LAUREL SPRINGS	05/12/1980	Active	20	0	0	0.00%	16		3	Y	4	R	05/2019		
6717	MAPLE SHADE	03/28/1944	Active	12	0	0	0.00%	12		1	Y	4	N	11/2016		
6719	MEDFORD LAKES	06/27/1945	Active	179	18	10	4.68%	158	4	0	Y		N	11/2025		\$800.00
6722	MIDDLETOWN TWSP	10/14/1946	Active	44	0	0	0.00%	36		3	Y		R	11/2025		
Exc Award (06/30/2022, 06/30/2023)																
6724	MOORESTOWN	04/28/1948	Active	33	2	0	6.45%	29		1	Y		N	11/2025		
111467	NEPTUNE TWP	06/24/2011	Active	10	0	1	-9.09%	13	14	2	Y	2	R	10/2025		
Exc Award (06/30/2019)																
6729	PALMYRA RIVERTON CINNAMINSON	11/20/1944	Active	8	0	0	0.00%	8		3	Y	2	N			
6790	PENNSAUKEN	02/23/1942	Active	17	1	1	0.00%	16	3	1	Y	4	R	04/2025	90+ Days	
Exc Award (06/30/2018, 06/30/2019)																
6735	RED BANK	11/25/1921	Active	3	0	0	0.00%	3		40	Y	8		06/2025		
6738	STAFFORD TOWNSHIP	04/20/1949	Active	11	0	0	0.00%	13		6	Y	3	N	03/2025		
6695	TOMS RIVER	06/06/1972	Active	21	0	0	0.00%	21		3	Y	8	R	03/2025		\$5,050.00
Exc Award (06/30/2019)																
6801	TURNERSVILLE-WASHINGTON TOWNSHIP	11/22/1955	Active	7	0	0	0.00%	7		5	Y	16	R	02/2020		
6802	VENTNOR MARGATE	12/14/1944	Active	8	0	0	0.00%	12		0	N	10				
6804	WENONAH	02/12/1951	Active	50	0	2	-3.85%	52	8	2	Y	3	N	04/2021		



Club Health Assessment for District 16 L through November 2025

INTERNATIONAL

			Status	Membership						Reports				Finance	LCIF	
Club Number	Club Name	Charter Date	Times in Status Quo in Past 2 Years	Current Member Count **	YTD Members Added	YTD Members Dropped	YTD Net Growth% ***	Member Count 1 Year Ago	Dropped Members Avg.Length of Service	Months Since Membership Update	Current Officers Reported ****	Current President Repeated Term	VP Reported *****	Last Date Reported Service (mm/yyyy)	Account Balance	YTD Donations
124343	West Berlin	03/10/2015	Active	21	0	1	-4.55%	18	3	1	Y		N	11/2025		\$40.00
	Exc Award (06/30/2019, 06/30/2023, 06/30/2024, 06/30/2025)															
6744	WEST LONG BRANCH	01/24/1952	Active	20	0	0	0.00%	23		3	Y	20	R	06/2025		
6805	WESTMONT	11/22/1943	Active	15	0	0	0.00%	17		3	Y		N	11/2025		
	Exc Award (06/30/2019)															
6806	WESTVILLE	01/03/1927	Active	34	1	4	-8.11%	37	3	0	Y		N	11/2025		\$25.00
	Exc Award (06/30/2018, 06/30/2022, 06/30/2025)															
6807	WILLIAMSTOWN	09/01/1948	Active	9	0	1	-10.00%	10	22	2	Y			04/2025		
6808	WINSLOW TOWNSHIP	01/25/1952	Active	21	1	2	-4.55%	22	28	1	Y		R	11/2025		\$2,000.00

Clubs Cancelled Previous Fiscal Year – Clubs Cancelled within last 12 months may be reinstated

Club Number	Club Name	Charter Date	Current Status*	Cancellation Date
6748	ABSECON	01/19/1956	Cancelled(6*)	05/29/2025
6767	DEPTFORD TOWNSHIP	03/05/1951	Cancelled(6*)	03/29/2025
120553	Toms River (Twp) Visionary	10/14/2013	Cancelled(6*)	06/29/2025
6803	VINELAND	01/31/1941	Cancelled(8*)	06/29/2025

Current Total Clubs Count	YTD New Clubs Count	YTD Cancelled Clubs Count	YTD Net Club Gain	Current Total Members Count	YTD Add	YTD Drop	YTD Net Growth	YTD Net Growth %	Member Count 12 Months Ago	Average Member Count Per Club	% of Clubs with less than 20 members	% No Officer Report in 12 Months	% of Clubs with balance 90+ days	Number of Clubs in Status Quo	% Status Quo Clubs in Financial Suspension	Number of Cancelled Clubs	Average Cancelled Club Age	Members Lost Due to Cancellation	% of Clubs Cancelled for Non-Financial Reasons
46	0	0	0	1,275	53	51	2	0.16%	1,271	28	52%	2%	17%	0	0%	0	0	0	0%

* - P - Priority Club. Cancellation Reasons: 1-Objectives/conduct, 2-Non-active club, 5-Non-existing club, 6-Disbanding, 7-Merger, 8-Financial Suspension, 9-District/Multiple District Dues.

** Red denotes below 15 active members.

*** Red denotes 20% + loss.

**** Y - all 3 (President, Secretary, Treasurer) club officers reported, N - not all 3 reported.

***** Abbreviation: N-New, IP-Immediate Past, R-Repeat.



Club Health Assessment for District 17 K through November 2025

			Status	Membership						Reports				Finance	LCIF	
Club Number	Club Name	Charter Date	Times in Status Quo in Past 2 Years	Current Member Count **	YTD Members Added	YTD Members Dropped	YTD Net Growth% ***	Member Count 1 Year Ago	Dropped Members Avg.Length of Service	Months Since Membership Update	Current Officers Reported ****	Current President Repeated Term	VP Reported *****	Last Date Reported Service (mm/yyyy)	Account Balance	YTD Donations
Clubs more than two years old																
7141	ATWOOD	03/31/1952	Active	20	1	1	0.00%	20	15	1	Y	6		10/2025		
Exc Award (06/30/2022)																
7099	BARNARD	03/10/1953	Active	22	0	0	0.00%	22		18	Y	3	R	04/2024		
7142	BREWSTER	04/08/1947	Active	27	3	0	12.50%	25		2	Y		N	03/2023	90+ Days	
7143	BUNKER HILL	04/01/1955	Active	23	0	3	-11.54%	26	4	2	Y	2		12/2024		
41470	CIMARRON	06/01/1982	Active	18	0	1	-5.26%	18	7	4	Y	2	R	12/2024		
7235	CLAFLIN	11/25/1940	Active	11	0	0	0.00%	11		12	Y	2	R	11/2019		
32610	COLBY HIGH PLAIN	07/23/1976	Active	9	0	0	0.00%	10		4	Y	4		10/2025		
7193	CUNNINGHAM	04/03/1956	Active	16	0	0	0.00%	18		0	Y	2	N	10/2020		
7240	DODGE CITY	11/22/1929	Active	10	1	1	0.00%	11	48	0	Y	2	R	09/2020		\$3,825.00
7146	DOWNS	03/28/1958	Active	9	0	0	0.00%	10		9	Y	7		12/2022		\$30.00
7242	ELKHART	03/11/1929	Active	7	0	0	0.00%	7		17	N	None	R	05/2024		
7243	ELLINWOOD	05/10/1951	Active	6	0	0	0.00%	6		20	Y	8	R	02/2023		
7244	GARDEN CITY	05/06/1931	Active(1)	24	0	0	0.00%	24		4	Y	2	R	09/2020		
7147	GEM	04/12/1955	Active	10	0	0	0.00%	10		6	Y	5	R	08/2019		
48417	GLEN ELDER	04/12/1988	Active	21	0	1	-4.55%	21	33	3	Y			03/2020		
7148	GOODLAND	11/09/1955	Active	21	0	2	-8.70%	23	2	1	Y	3		10/2025		\$1,200.00
Exc Award (06/30/2022)																
7246	GREAT BEND EVENING	11/30/1970	Active	18	1	4	-14.29%	21	1	1	Y		R	06/2025		\$200.00
Exc Award (06/30/2016, 06/30/2017, 06/30/2018, 06/30/2021, 06/30/2022)																
7247	GREAT BEND NOON	03/22/1923	Active	45	4	3	2.27%	46	15	0	Y		N	01/2025		
7151	HAYS	10/10/1924	Active	46	1	4	-6.12%	54	5	0	Y		R	11/2025		\$1,305.00
Exc Award (06/30/2021, 06/30/2022, 06/30/2024)																
7153	HILL CITY	01/17/1951	Active	13	0	0	0.00%	13		5	N		N	02/2022		
7114	HOLYROOD	04/29/1947	Active	14	0	0	0.00%	14		6	Y	17	R	01/2023		
118471	HOXIE HOTRODDERS	12/18/2012	Active	31	5	12	-18.42%	34	7	0	Y	3	R	09/2025	90+ Days	
Exc Award (06/30/2018)																




Club Health Assessment for District 17 K through November 2025

INTERNATIONAL

			Status	Membership						Reports				Finance		LCIF
Club Number	Club Name	Charter Date	Times in Status Quo in Past 2 Years	Current Member Count **	YTD Members Added	YTD Members Dropped	YTD Net Growth% ***	Member Count 1 Year Ago	Dropped Members Avg.Length of Service	Months Since Membership Update	Current Officers Reported ****	Current President Repeated Term	VP Reported *****	Last Date Reported Service (mm/yyyy)	Account Balance	YTD Donations
7250	HUGOTON	09/10/1952	Active	19	1	1	0.00%	20	2	1	Y		N	04/2021		\$125.00
7202	HUTCHINSON BREAKFAST	05/21/1964	Active	18	0	0	0.00%	20		7	Y	2	N	12/2024		
Exc Award (06/30/2021)																
105221	HUTCHINSON NOON	04/13/2009	Active	9	1	0	12.50%	10		2	N	2	N	06/2025		
Exc Award (06/30/2021)																
7155	JENNINGS	10/13/1970	Active	7	0	0	0.00%	9		7	Y	9	R	12/2019		
7251	JETMORE	01/30/1930	Active	22	0	0	0.00%	21		9	N	2	R	08/2021		\$300.00
7156	KENSINGTON	04/30/1959	Active	26	0	0	0.00%	25		4	Y		N	11/2025		
Exc Award (06/30/2021)																
7204	KINGMAN	10/05/1921	Active	25	2	2	0.00%	25	36	0	Y		N	02/2018		
7157	KIRWIN	04/01/1970	Active	16	0	2	-11.11%	18	11	3	Y	15	R	04/2021		
7253	LA CROSSE	02/09/1927	Active	9	0	2	-18.18%	11	16	4	Y	8		09/2016		
7239	LANE COUNTY	10/26/1965	Status Quo(2)	1	0	0	0.00%	6		5	N	None		09/2022	90+ Days	
Exc Award (06/30/2021)																
7254	LARNED	03/22/1952	Active	20	0	0	0.00%	21		6	Y		N	11/2025		
28094	LARNED FORT LARNED	03/08/1974	Active	7	0	1	-12.50%	14	10	2	Y	2		12/2023		\$1,000.00
7257	LIBERAL	07/01/1921	Active	23	0	1	-4.17%	24	3	4	Y		N	07/2020		
7119	LINCOLN	04/12/1923	Status Quo(3)	9	0	0	0.00%	9		20	Y	15		12/2019		
7121	LITTLE RIVER	02/11/1938	Active	20	0	0	0.00%	20		21	Y	2		09/2020		\$250.00
7159	LOGAN	12/06/1971	Active	14	0	0	0.00%	15		5	N		R	05/2021		
7161	LUCAS	06/01/1951	Active	34	1	0	3.03%	37		0	Y	10	R	04/2016		
7259	MACKSVILLE	05/19/1926	Active	7	0	0	0.00%	7		4	Y		N	03/2018		
7207	MEDICINE LODGE	02/09/1926	Active	15	0	0	0.00%	15		13	Y		N	04/2021		
7261	MONTEZUMA	01/05/1953	Active	14	0	0	0.00%	14		21	Y	5		09/2020		
7164	MORLAND	12/14/1953	Active	21	0	0	0.00%	21		21	Y	2		03/2022		
116775	NATOMA	06/13/2012	Active	8	0	0	0.00%	8		10	Y			06/2021		
7166	NORTON	03/13/1930	Active	55	2	0	3.77%	57		3	Y		N	11/2025		
7168	OBERLIN	06/29/1948	Active(1)	14	0	0	0.00%	16		4	Y	7		06/2024		
Exc Award (06/30/2022)																
7265	OTIS	01/16/1951	Active	12	0	0	0.00%	12		19	Y		IP	03/2018		



Club Health Assessment for District 17 K through November 2025

			Status	Membership					Reports					Finance	LCIF	
Club Number	Club Name	Charter Date	Times in Status Quo in Past 2 Years	Current Member Count **	YTD Members Added	YTD Members Dropped	YTD Net Growth% ***	Member Count 1 Year Ago	Dropped Members Avg.Length of Service	Months Since Membership Update	Current Officers Reported ****	Current President Repeated Term	VP Reported *****	Last Date Reported Service (mm/yyyy)	Account Balance	YTD Donations
7170	PALCO	12/14/1950	Active	34	0	0	0.00%	37		8	Y	18		04/2023		
7267	PLAINS	04/13/1931	Active	16	0	0	0.00%	16		17	Y	4	R	09/2023		
7172	PLAINVILLE	01/20/1932	Active	20	0	0	0.00%	20		8	Y	4		09/2022		
7268	PRATT	07/18/1921	Active	12	2	0	20.00%	10		6	Y	7		10/2022		
7270	RANSOM	02/04/1953	Active	15	0	2	-11.76%	18	33	1	Y	2	R	07/2022		
7173	REXFORD	03/23/1951	Active(1)	7	0	0	0.00%	7		21	Y	2	R	01/2022		
30099	ROZEL	01/13/1975	Active	9	0	0	0.00%	9		4	Y	2	R	12/2020		
7273	SATANTA	03/10/1964	Active	10	0	0	0.00%	11		11	N	None		11/2022		
7178	SMITH CENTER	02/11/1946	Active	19	0	0	0.00%	18		7	Y		N	12/2020		
7175	ST FRANCIS	05/05/1951	Active	14	0	0	0.00%	12		4	Y	2		02/2025		
Exc Award (06/30/2021)															90+ Days	
7272	ST JOHN	02/02/1924	Active	7	0	0	0.00%	12		11	Y	15		05/2019		
7276	STAFFORD	04/13/1938	Active	11	2	2	0.00%	11	3	1	Y	3	R	12/2024		
47134	TIPTON	04/13/1987	Active	20	0	0	0.00%	20		15	Y	3		08/2019		
7278	ULYSSES	01/01/1952	Active	7	0	0	0.00%	7		15	Y	7		10/2025		
7181	WAKEENEY	05/02/1932	Active	51	5	0	10.87%	37		4	Y	6	R	07/2022		
Exc Award (06/30/2022)																
7182	WALDO	01/16/1954	Active	11	0	0	0.00%	11		20	Y	6		10/2021		

Clubs Cancelled Previous Fiscal Year – Clubs Cancelled within last 12 months may be reinstated

Club Number	Club Name	Charter Date	Current Status*	Cancellation Date
7252	KISMET	03/20/1969	Cancelled(6*)	05/29/2025

Current Total Clubs Count	YTD New Clubs Count	YTD Cancelled Clubs Count	YTD Net Club Gain	Current Total Members Count	YTD Add	YTD Drop	YTD Net Growth	Member Count 12 Months Ago	Average Member Count Per Club	% of Clubs with less than 20 members	% No Officer Report in 12 Months	% of Clubs with balance 90+ days	Number of Clubs in Status Quo	% Status Quo Clubs in Financial Suspension	Number of Cancelled Clubs	Average Cancelled Club Age	Members Lost Due to Cancellation	% of Clubs Cancelled for Non-Financial Reasons
63	0	0	0	1,109	32	45	-13	1,155	18	63%	0%	10%	2	100%	0	0	0	0%



Club Health Assessment for District 17 K through November 2025

			Status		Membership					Reports					Finance	LCIF
Club Number	Club Name	Charter Date	Times in Status Quo in Past 2 Years	Current Member Count **	YTD Members Added	YTD Members Dropped	YTD Net Growth% ***	Member Count 1 Year Ago	Dropped Members Avg.Length of Service	Months Since Membership Update	Current Officers Reported ****	Current President Repeated Term	VP Reported *****	Last Date Reported Service (mm/yyyy)	Account Balance	YTD Donations

* - P - Priority Club. Cancellation Reasons: 1-Objectives/conduct, 2-Non-active club, 5-Non-existing club, 6-Disbanding, 7-Merger, 8-Financial Suspension, 9-District/Multiple District Dues.

** Red denotes below 15 active members.

*** Red denotes 20% + loss.

**** Y - all 3 (President, Secretary, Treasurer) club officers reported, N - not all 3 reported.

***** Abbreviation: N-New, IP-Immediate Past, R-Repeat.




Club Health Assessment for District 17 A through November 2025

			Status	Membership						Reports				Finance	LCIF	
Club Number	Club Name	Charter Date	Times in Status Quo in Past 2 Years	Current Member Count **	YTD Members Added	YTD Members Dropped	YTD Net Growth% ***	Member Count 1 Year Ago	Dropped Members Avg.Length of Service	Months Since Membership Update	Current Officers Reported ****	Current President Repeated Term	VP Reported *****	Last Date Reported Service (mm/yyyy)	Account Balance	YTD Donations
Clubs more than two years old																
7053	ABILENE	03/04/1925	Active	5	0	0	0.00%	7		8	Y	2		11/2023		
	Exc Award (06/30/2016)															
7098	ASSARIA	02/16/1951	Active	20	0	0	0.00%	23		5	Y		R	10/2025		\$200.00
	Exc Award (06/30/2017)															
6997	ATCHISON	09/25/1947	Active	5	0	0	0.00%	5		13	Y	3		02/2024		
6998	AUBURN	04/21/1965	Active	20	0	0	0.00%	20		18	Y		IP	08/2025		\$50.00
	Exc Award (06/30/2022)															
35718	BALDWIN CITY	06/30/1978	Active	15	1	2	-6.25%	20	10	1	Y			03/2024		\$25,000.00
7056	BARNES	04/11/1969	Active	11	0	0	0.00%	11		4	Y	2	R	04/2016		
6999	BASEHOR	02/28/1972	Active	12	0	0	0.00%	12		8	Y	3		05/2024	90+ Days	
7057	BELLEVILLE	09/12/1924	Active	46	0	2	-4.17%	49	25	2	Y		N	11/2018		
7101	BENNINGTON	02/25/1932	Active	20	1	3	-9.09%	20	5	0	Y	4	R	05/2019		
7059	CHAPMAN	10/04/1945	Active	16	0	2	-11.11%	19	11	4	Y		IP	10/2025		
7060	CLAY CENTER	12/12/1928	Active	20	0	1	-4.76%	19	8	4	Y	2	R	04/2013		
7107	CLYDE	02/18/1930	Cancelled(6*)	0	0	0	0.00%	15		5	N	None		11/2024		
7108	CONCORDIA	06/01/1938	Active	32	2	0	6.67%	28		2	Y	2	R	11/2025		
	Exc Award (06/30/2016, 06/30/2017, 06/30/2023)															
7109	DELPHOS	02/23/1932	Active	24	0	0	0.00%	21		5	Y	3	N	08/2025	90+ Days	
	Exc Award (06/30/2016, 06/30/2018, 06/30/2025)															
7005	EASTON	05/31/1955	Active	20	0	2	-9.09%	22	6	1	Y		N	10/2025		
7006	EFFINGHAM	11/21/1968	Active	27	0	0	0.00%	28		6	Y	3	N	10/2025		\$50.00
7008	EUDORA	04/03/1951	Active	29	4	0	16.00%	25		1	Y	2	R	11/2025		
	Exc Award (06/30/2017, 06/30/2019, 06/30/2021, 06/30/2022, 06/30/2024)															
7009	EVEREST	12/04/1958	Active	12	2	2	0.00%	12	19	0	Y	2	R	10/2025		\$275.00
7010	GARDNER	01/08/1947	Active	20	3	1	11.11%	18	24	0	Y	3	R	11/2025		\$50.00
	Exc Award (06/30/2017)															
7113	GYPSUM	04/30/1928	Active	0	0	8	-100.00%	10	29	0	N	None		04/2021		



Club Health Assessment for District 17 A through November 2025

			Status	Membership					Reports					Finance	LCIF	
Club Number	Club Name	Charter Date	Times in Status Quo in Past 2 Years	Current Member Count **	YTD Members Added	YTD Members Dropped	YTD Net Growth***	Member Count 1 Year Ago	Dropped Members Avg.Length of Service	Months Since Membership Update	Current Officers Reported ****	Current President Repeated Term	VP Reported *****	Last Date Reported Service (mm/yyyy)	Account Balance	YTD Donations
7013	HIAWATHA	03/22/1938	Active	16	1	0	6.67%	16		2	Y		N	08/2025		\$50.00
32720	HIGHLAND	09/17/1976	Active	9	0	0	0.00%	9		17	Y	9	R	10/2025		\$150.00
7069	HOPE	07/22/1924	Active	15	0	0	0.00%	16		5	Y		N	11/2024		
54027	HORTON	02/02/1993	Active	4	1	0	33.33%	3		4	Y	4		10/2025		\$50.00
109888	KANSAS CITY DOWNTOWN	12/15/2010	Active	16	0	0	0.00%	17		3	Y	2	R	08/2025		\$225.00
Exc Award (06/30/2016, 06/30/2018)																
36558	KEATS	02/07/1979	Active	16	0	0	0.00%	19		5	Y	10	R	11/2025		
Exc Award (06/30/2017, 06/30/2022)																
58366	LANCASTER	06/05/1996	Active(1)	2	0	0	0.00%	2		24	Y	17	R	10/2023		
7017	LANSING	06/22/1954	Active	46	1	0	2.22%	41		2	Y		R	11/2025		\$24,200.00
Exc Award (06/30/2016, 06/30/2019, 06/30/2021, 06/30/2022, 06/30/2023, 06/30/2024, 06/30/2025)																
7018	LAWRENCE	05/06/1946	Active	25	0	0	0.00%	25		5	Y	6	R	09/2025		\$50.00
Exc Award (06/30/2017, 06/30/2022)																
7020	LEAVENWORTH	12/16/1937	Active	142	12	6	4.41%	148	20	0	Y		N	11/2025	90+ Days	\$1,350.00
Exc Award (06/30/2017, 06/30/2018, 06/30/2023)																
7021	LEAWOOD	04/23/1954	Active	48	4	1	6.67%	45	1	0	Y		N	12/2022		\$150.00
Exc Award (06/30/2017, 06/30/2018, 06/30/2019, 06/30/2022, 06/30/2023)																
7022	LENEXA	10/26/1954	Active	15	0	0	0.00%	14		7	Y	2	N	11/2025		\$50.00
Exc Award (06/30/2023)																
7073	LEONARDVILLE	01/28/1971	Active	5	0	0	0.00%	5		16	Y	13		08/2025		
7023	LINWOOD	05/19/1955	Active	25	0	1	-3.85%	23	3	1	Y	13	R	03/2024		\$50.00
7074	LONGFORD	05/09/1955	Active	14	0	0	0.00%	14		5	Y		N	02/2024		
6951	LOUISBURG	12/30/1946	Active	18	0	1	-5.26%	15	16	1	Y		N	02/2025		\$70.00
Exc Award (06/30/2024)																
7075	MANHATTAN	04/04/1938	Active	33	0	2	-5.71%	32	1	3	Y		R	10/2025	90+ Days	\$500.00
Exc Award (06/30/2017)																
7076	MANHATTAN SUNFLOWER	10/09/1967	Active	29	3	0	11.54%	26		2	Y		N	06/2025		\$6,000.00
Exc Award (06/30/2023)																
7077	MARYSVILLE	12/11/1951	Active	10	0	0	0.00%	10		5	Y	7	R	12/2023		




Club Health Assessment for District 17 A through November 2025

			Status	Membership						Reports				Finance		LCIF	
Club Number	Club Name	Charter Date	Times in Status Quo in Past 2 Years	Current Member Count **	YTD Members Added	YTD Members Dropped	YTD Net Growth% ***	Member Count 1 Year Ago	Dropped Members Avg.Length of Service	Months Since Membership Update	Current Officers Reported ****	Current President Repeated Term	VP Reported *****	Last Date Reported Service (mm/yyyy)	Account Balance	YTD Donations	
123518	Miami County Traveling	10/30/2014	Active	21	1	1	0.00%	23	9	3	Y	2	R	11/2025	90+ Days	\$2,010.00	
	Exc Award (06/30/2018, 06/30/2022, 06/30/2023)																
7126	MILTONVALE	02/10/1932	Active	22	2	2	0.00%	24	14	0	Y		N	10/2025			
7127	MINNEAPOLIS	10/09/1930	Active	22	0	2	-8.33%	25	16	2	Y	2	N	10/2018			
57203	MINNEAPOLIS EVENING	07/03/1995	Active	14	1	0	7.69%	13		5	Y	6		08/2025			
61515	MORGANVILLE	02/15/1999	Active	7	0	0	0.00%	7		18	Y	7	R	10/2023			
7079	NAVARRE	04/27/1972	Active	9	0	0	0.00%	11		6	Y		IP	08/2025			
	Exc Award (06/30/2023)																
7027	OLATHE	08/27/1947	Active	9	0	0	0.00%	12		10	Y	2		09/2024			
	Exc Award (06/30/2019)																
44714	OLATHE NOON	03/22/1985	Active	12	1	0	9.09%	14		4	Y		N	12/2021		\$250.00	
7082	ONAGA	03/31/1954	Active	24	0	0	0.00%	27		5	Y	2	R	10/2023			
7029	OSKALOOSA	02/07/1972	Active	10	0	0	0.00%	8		6	Y	10		10/2025			
7044	OVERLAND PARK HOST	03/16/1957	Active	19	1	7	-24.00%	25	9	1	Y		N	11/2025			\$10.00
	Exc Award (06/30/2024)																
35156	RANDOLPH	03/20/1978	Active	13	0	3	-18.75%	14	4	1	Y	2	R	11/2024			
7033	ROBINSON	04/20/1960	Active	14	0	0	0.00%	15		5	Y	8	R	05/2022			\$50.00
7036	SABETHA	10/01/1954	Active	35	13	7	20.69%	26	0	0	Y		N	11/2025			\$50.00
	Exc Award (06/30/2016)																
7131	SALINA DOWNTOWN	06/23/1921	Active	33	0	0	0.00%	32		6	Y		N	11/2025			
7084	SCANDIA	03/26/1964	Active	30	2	0	7.14%	28		2	Y	7	R	10/2018			
7039	SHAWNEE	10/12/1960	Active	10	0	0	0.00%	10		17	Y	7		11/2025		\$50.00	
	Exc Award (06/30/2016, 06/30/2018, 06/30/2021)																
7041	SILVER LAKE	04/30/1964	Active	7	0	0	0.00%	7		6	Y	7		12/2024		\$50.00	
7086	SOLOMON	02/03/1947	Active	10	0	0	0.00%	10		17	Y	3		03/2019			
7136	TESCOTT	08/01/1945	Active	20	2	0	11.11%	20		1	Y		N	12/2023			
	Exc Award (06/30/2017)																
132205	Tonganoxie	07/10/2017	Active	13	2	4	-13.33%	14	19	0	Y		N	11/2025			
	Exc Award (06/30/2020)																



Club Health Assessment for District 17 A through November 2025

			Status	Membership						Reports				Finance	LCIF	
Club Number	Club Name	Charter Date	Times in Status Quo in Past 2 Years	Current Member Count **	YTD Members Added	YTD Members Dropped	YTD Net Growth% ***	Member Count 1 Year Ago	Dropped Members Avg.Length of Service	Months Since Membership Update	Current Officers Reported ****	Current President Repeated Term	VP Reported *****	Last Date Reported Service (mm/yyyy)	Account Balance	YTD Donations
7045	TOPEKA	04/11/1929	Active	21	1	1	0.00%	19	32	0	Y		N	11/2025	90+ Days	\$125.00
	Exc Award (06/30/2022, 06/30/2024, 06/30/2025)															
7046	TOPEKA SUNFLOWER	12/28/1953	Active	22	0	0	0.00%	23		8	Y	2		10/2025		\$400.00
	Exc Award (06/30/2017)															
7047	TROY	02/10/1969	Active	19	0	1	-5.00%	20	49	2	Y	3	R	11/2021		\$50.00
119124	UNIVERSITY OF KANSAS EYE CENTER	04/04/2013	Active	20	2	0	11.11%	19		1	Y		N	10/2025		\$50.00
7049	VALLEY FALLS	12/01/1952	Active	23	0	0	0.00%	25		5	Y		N	07/2025		\$250.00
	Exc Award (06/30/2018, 06/30/2019, 06/30/2022)															
7090	WAKEFIELD	01/22/1946	Active	15	0	1	-6.25%	15	11	0	N	8		07/2020		
7092	WASHINGTON	01/08/1930	Active	20	0	0	0.00%	20		6	Y	2	N	06/2019		
	Exc Award (06/30/2016)															
7093	WATERVILLE	10/22/1945	Active	23	2	5	-11.54%	26	10	2	Y		IP	02/2024		
7096	WOODBINE	11/22/1955	Active	14	0	0	0.00%	15		5	Y		N	04/2023		\$200.00
	Exc Award (06/30/2023)															

Clubs Cancelled Previous Fiscal Year – Clubs Cancelled within last 12 months may be reinstated

Club Number	Club Name	Charter Date	Current Status*	Cancellation Date
29945	MILFORD	11/22/1974	Cancelled(6*)	06/29/2025
7050	WETMORE	02/11/1971	Cancelled(6*)	08/29/2024

Current Total Clubs Count	YTD New Clubs Count	YTD Cancelled Clubs Count	YTD Net Club Gain	Current Total Members Count	YTD Add	YTD Drop	YTD Net Growth	YTD Net Growth %	Member Count 12 Months Ago	Average Member Count Per Club	% of Clubs with less than 20 members	% No Officer Report in 12 Months	% of Clubs with balance 90+ days	Number of Clubs in Status Quo	% Status Quo Clubs in Financial Suspension	Number of Cancelled Clubs	Average Cancelled Club Age	Members Lost Due to Cancellation	% of Clubs Cancelled for Non-Financial Reasons
68	0	1	-1	1,373	65	68	-3	-0.22%	1,411	20	53%	0%	9%	0	0%	1	200	0	100%

* - P - Priority Club. Cancellation Reasons: 1-Objectives/conduct, 2-Non-active club, 5-Non-existing club, 6-Disbanding, 7-Merger, 8-Financial Suspension, 9-District/Multiple District Dues.

** Red denotes below 15 active members.

*** Red denotes 20% + loss.

**** Y - all 3 (President, Secretary, Treasurer) club officers reported, N - not all 3 reported.

***** Abbreviation: N-New, IP-Immediate Past, R-Repeat.




Club Health Assessment for District 17 N through November 2025

			Status	Membership						Reports				Finance	LCIF	
Club Number	Club Name	Charter Date	Times in Status Quo in Past 2 Years	Current Member Count **	YTD Members Added	YTD Members Dropped	YTD Net Growth% ***	Member Count 1 Year Ago	Dropped Members Avg.Length of Service	Months Since Membership Update	Current Officers Reported ****	Current President Repeated Term	VP Reported *****	Last Date Reported Service (mm/yyyy)	Account Balance	YTD Donations
Clubs less than two years old																
181935	Augusta Servant	05/19/2025	Active	26	4	0	18.18%	0		1	Y	2	N	10/2025	90+ Days	\$1,170.00
Clubs more than two years old																
6929	ALTAMONT	10/07/1946	Active	13	0	0	0.00%	14		11	Y		N	02/2024		
6966	ARKANSAS CITY	11/24/1920	Active	16	0	0	0.00%	17		10	Y	5	R	07/2025		
40502	ARKANSAS CITY EARLY BIRD	11/17/1981	Active	16	0	0	0.00%	18		9	N	2	R	09/2021		
	Exc Award (06/30/2022)															
6968	AUGUSTA	03/19/1946	Active	19	1	0	5.56%	20		1	Y		N	06/2024		
	Exc Award (06/30/2016, 06/30/2017, 06/30/2018)															
6931	BAXTER SPRINGS	11/05/1941	Active	20	0	2	-9.09%	26	22	0	Y		N	09/2025		\$90.00
	Exc Award (06/30/2022, 06/30/2023)															
105389	BEL AIRE	05/04/2009	Active	27	0	1	-3.57%	32	2	0	Y		N	10/2025		\$835.00
	Exc Award (06/30/2019, 06/30/2020, 06/30/2021, 06/30/2024)															
6969	BENTON	06/05/1956	Active	3	0	0	0.00%	4		7	Y	12		12/2021		
56504	BURLINGTON	02/03/1995	Active	20	3	0	17.65%	21		0	Y			05/2025		\$100.00
6933	CANEY	10/02/1944	Active	14	0	0	0.00%	14		22	Y	2		06/2020		
7104	CANTON	06/13/1928	Active(2)	15	0	0	0.00%	15		32	Y	2	N	07/2016		
43074	CARBONDALE	10/18/1983	Active	10	1	2	-9.09%	11	4	3	Y		IP	03/2025		
6973	CEDAR VALE	05/04/1938	Active	13	0	0	0.00%	11		1	Y	2		09/2025		
6934	CHANUTE	08/29/1946	Active	9	0	0	0.00%	9		6	Y	3		02/2023		
7191	CLEARWATER	05/15/1953	Active	20	2	1	5.26%	20	61	0	Y	12	R	10/2025		
6936	COFFEYVILLE	02/18/1921	Active	21	0	1	-4.55%	23	3	3	Y	5		04/2025		
43341	COFFEYVILLE DAYLIGHT DEFENDERS	01/30/1984	Active	8	0	0	0.00%	8		15	Y	6		05/2023		
6937	COLONY	05/27/1954	Active	9	0	0	0.00%	11		9	Y	8		12/2022		
6938	COLUMBUS	11/18/1940	Active	23	0	0	0.00%	25		5	Y		N	04/2018	90+ Days	
105925	COLWICH	06/24/2009	Active	21	0	1	-4.55%	24	4	4	Y	2	R	05/2025		\$15.00
106940	DERBY	12/03/2009	Active	27	1	0	3.85%	23		2	Y		N	02/2025		\$348.00



Club Health Assessment for District 17 N through November 2025

			Status	Membership						Reports				Finance	LCIF	
Club Number	Club Name	Charter Date	Times in Status Quo in Past 2 Years	Current Member Count **	YTD Members Added	YTD Members Dropped	YTD Net Growth% ***	Member Count 1 Year Ago	Dropped Members Avg.Length of Service	Months Since Membership Update	Current Officers Reported ****	Current President Repeated Term	VP Reported *****	Last Date Reported Service (mm/yyyy)	Account Balance	YTD Donations
6976	EMPORIA	06/13/1921	Active	28	0	0	0.00%	25		5	Y		N	05/2025	90+ Days	\$179.98
6977	EUREKA	10/03/1921	Active	13	0	1	-7.14%	15	6	1	N	3	R	09/2023		
6942	FREDONIA	02/17/1936	Active	25	1	0	4.17%	26		3	Y		N	11/2021		
126742	Galena Route 66	01/29/2016	Active	11	0	0	0.00%	11		5	N	2	R	11/2025		\$210.00
6944	GARNETT	12/19/1938	Active	23	0	1	-4.17%	25	32	0	Y	3	N	10/2025		
6945	GIRARD	03/09/1948	Active	23	0	0	0.00%	21		3	Y	6	R	03/2024		\$2.00
Exc Award (06/30/2023)																
7195	GODDARD	05/18/1956	Active	48	3	8	-9.43%	54	2	0	Y		N	10/2025	90+ Days	
Exc Award (06/30/2021, 06/30/2023, 06/30/2024)																
7196	HALSTEAD	04/29/1938	Active	37	2	1	2.78%	35	1	2	Y	5	N	12/2020	90+ Days	
7200	HESSTON	02/07/1951	Active	1	0	0	0.00%	14		5	N	None		06/2025		
6980	HILLSBORO	04/27/1961	Active	9	0	1	-10.00%	10	28	0	Y	9		02/2024		\$13.00
6946	HUMBOLDT	12/07/1950	Active	13	1	0	8.33%	16		4	Y	4	R	08/2025		\$323.00
Exc Award (06/30/2018, 06/30/2023)																
6947	INDEPENDENCE	04/25/1922	Active	25	1	0	4.17%	23		4	Y		N	10/2025	90+ Days	
7116	INMAN	01/12/1938	Active	17	0	0	0.00%	11		7	Y	4	R	11/2025		
6949	KINCAID	05/01/1956	Active	14	0	0	0.00%	14		4	Y	5		04/2023		
6983	LEBO	06/09/1954	Active	10	0	0	0.00%	10		4	Y	16		09/2019		
7024	LYNDON	11/19/1953	Active	23	3	2	4.55%	18	2	0	Y		N	11/2025		\$890.00
Exc Award (06/30/2021, 06/30/2022, 06/30/2023, 06/30/2025)																
6984	MADISON	01/09/1928	Active	20	0	0	0.00%	25		9	N	None		06/2023		
66772	MAIZE	10/31/2002	Active	4	0	1	-20.00%	6	25	2	Y	11		03/2024		
7124	MARQUETTE	02/24/1938	Active	18	1	2	-5.26%	19	21	0	Y		N	12/2024		
6952	MC CUNE	07/09/1946	Active	8	0	0	0.00%	9		5	Y	2	R	08/2025		\$20.00
7128	MOUNDRIDGE	02/01/1938	Active	13	1	0	8.33%	9		1	Y	2	R	10/2025		\$37.28
Exc Award (06/30/2022)																
7208	MULVANE	11/18/1966	Active	10	0	0	0.00%	10		0	Y		R	07/2016		
6953	NEODESHA	12/08/1922	Active	28	2	2	0.00%	25	7	1	Y		N	08/2023	90+ Days	
46275	NEOSHO RAPIDS	06/24/1986	Active	11	0	1	-8.33%	12	2	3	Y	2	R	07/2025		



Club Health Assessment for District 17 N through November 2025

			Status	Membership						Reports				Finance	LCIF	
Club Number	Club Name	Charter Date	Times in Status Quo in Past 2 Years	Current Member Count **	YTD Members Added	YTD Members Dropped	YTD Net Growth% ***	Member Count 1 Year Ago	Dropped Members Avg.Length of Service	Months Since Membership Update	Current Officers Reported ****	Current President Repeated Term	VP Reported *****	Last Date Reported Service (mm/yyyy)	Account Balance	YTD Donations
7209	NEWTON	05/17/1921	Active	65	2	5	-4.41%	68	3	1	Y	2	N	07/2025		
	Exc Award (06/30/2018)															
6985	OLPE	09/30/1954	Active	17	0	1	-5.56%	18	8	1	Y		N	06/2022		
7028	OSAGE CITY	08/15/1939	Active	55	0	0	0.00%	54		5	Y	10	R	02/2013		\$69.00
6956	OTTAWA	11/23/1936	Active	14	0	0	0.00%	16		5	N	None		07/2023		
7212	OXFORD	03/12/1946	Active	27	0	0	0.00%	25		6	Y		N	11/2025		\$37.00
7225	PARK CITY	02/25/1955	Active	7	0	0	0.00%	8		4	Y	2		12/2019		
6958	PARSONS	01/27/1931	Active	29	0	0	0.00%	34		5	Y		N	08/2025		\$10.00
	Exc Award (06/30/2019, 06/30/2023)															
6959	PITTSBURG	06/02/1922	Active	19	1	0	5.56%	19		3	Y			10/2025		\$10.00
	Exc Award (06/30/2021, 06/30/2022, 06/30/2023)															
7213	PLEASANT VALLEY	02/24/1954	Active	13	0	0	0.00%	12		4	Y	19		05/2023		
6986	POTWIN	01/08/1952	Active(2)	9	0	0	0.00%	10		22	N	None		06/2023		
	Exc Award (06/30/2018)															
6987	READING	09/11/1956	Active	11	0	0	0.00%	11		4	Y	8	R	11/2024		
	Exc Award (06/30/2018, 06/30/2023)															
7037	SCRANTON	04/14/1954	Active	9	0	4	-30.77%	11	3	3	N	3	N	11/2025		\$25.00
6991	TOWANDA	02/23/1954	Active	25	2	1	4.17%	24	2	0	Y		N	11/2025		\$2,070.00
	Exc Award (06/30/2023)															
7218	VALLEY CENTER	02/28/1957	Active	93	3	1	2.20%	91	1	1	Y		R	11/2025		\$100.00
7219	VIOLA	12/01/1955	Active	12	0	0	0.00%	13		2	Y		N	09/2025		\$43.00
7220	WALTON	03/12/1971	Active	12	0	0	0.00%	12		21	N	4		10/2021		\$19.00
7221	WELLINGTON	12/02/1921	Active	44	1	1	0.00%	39	2	3	Y		N	11/2025		\$467.00
	Exc Award (06/30/2022)															
6964	WESTPHALIA	04/28/1969	Active	22	0	0	0.00%	18		2	Y	7	R	10/2025		
7223	WICHITA DOWNTOWN	12/04/1919	Active	20	0	0	0.00%	27		5	Y		R	07/2025		\$39.00
66673	WICHITA NORTHWEST	10/16/2002	Active	27	1	1	0.00%	26	33	0	Y	2	N	11/2025		\$1,105.00
	Exc Award (06/30/2018, 06/30/2025)															
7138	WINDOM	05/08/1951	Active	7	0	0	0.00%	7		4	Y	2		11/2023		
6995	WINFIELD	07/14/1921	Active	32	3	0	10.34%	32		3	Y	2	R	10/2025		\$38.00



Club Health Assessment for District 17 N through November 2025

INTERNATIONAL

Club Number	Club Name	Charter Date	Status		Membership					Reports				Finance		LCIF			
			Times in Status Quo in Past 2 Years	Current Member Count **	YTD Members Added	YTD Members Dropped	YTD Net Growth% ***	Member Count 1 Year Ago	Dropped Members Avg.Length of Service	Months Since Membership Update	Current Officers Reported ****	Current President Repeated Term	VP Reported *****	Last Date Reported Service (mm/yyyy)	Account Balance	YTD Donations			
Clubs Cancelled Previous Fiscal Year – Clubs Cancelled within last 12 months may be reinstated																			
Club Number	Club Name	Charter Date	Current Status*		Cancellation Date														
7120	LINDSBORG	03/21/1956	Cancelled(6*)		03/29/2025														
6988	SEDAN	05/09/1929	Cancelled(6*)		03/29/2025														
Current Total Clubs Count	YTD New Clubs Count	YTD Cancelled Clubs Count	YTD Net Club Gain	Current Total Members Count	YTD Add	YTD Drop	YTD Net Growth	YTD Net Growth %	Member Count 12 Months Ago	Average Member Count Per Club	% of Clubs with less than 20 members	% No Officer Report in 12 Months	% of Clubs with balance 90+ days	Number of Clubs in Status Quo	% Status Quo Clubs in Financial Suspension	Number of Cancelled Clubs	Average Cancelled Club Age	Members Lost Due to Cancellation	% of Clubs Cancelled for Non-Financial Reasons
67	0	0	0	1,351	40	42	-2	-0.15%	1,364	20	55%	1%	10%	0	0%	0	0	0	0%

* - P - Priority Club. Cancellation Reasons: 1-Objectives/conduct, 2-Non-active club, 5-Non-existing club, 6-Disbanding, 7-Merger, 8-Financial Suspension, 9-District/Multiple District Dues.

** Red denotes below 15 active members.

*** Red denotes 20% + loss.

**** Y - all 3 (President, Secretary, Treasurer) club officers reported, N - not all 3 reported.

***** Abbreviation: N-New, IP-Immediate Past, R-Repeat.




Club Health Assessment for District 18 L through November 2025

			Status	Membership						Reports				Finance		LCIF
Club Number	Club Name	Charter Date	Times in Status Quo in Past 2 Years	Current Member Count **	YTD Members Added	YTD Members Dropped	YTD Net Growth% ***	Member Count 1 Year Ago	Dropped Members Avg.Length of Service	Months Since Membership Update	Current Officers Reported ****	Current President Repeated Term	VP Reported *****	Last Date Reported Service (mm/yyyy)	Account Balance	YTD Donations
Clubs more than two years old																
7281	ADAIRSVILLE	05/25/1942	Active	43	0	0	0.00%	41		3	Y	7	N	08/2025		
	Exc Award (06/30/2018)															
7282	ALPHARETTA	09/17/1953	Active	40	7	1	17.65%	38	2	0	N			07/2025		\$390.00
	Exc Award (06/30/2017)															
7283	ATLANTA	12/17/1920	Active	47	2	14	-20.34%	58	7	1	Y		N	10/2025	90+ Days	
7284	ATLANTA BUCKHEAD	05/27/1941	Active	141	6	4	1.44%	138	47	1	Y					
60486	ATLANTA LATINO	03/18/1998	Active	34	3	2	3.03%	34	6	0	Y	2	R	11/2025		
53844	ATLANTA METRO	11/25/1992	Active	23	0	0	0.00%	24		10	Y	5	R	10/2025		\$455.00
7289	BALL GROUND	10/04/1939	Active	21	0	3	-12.50%	23	4	0	Y	2	N	08/2025		
122355	Bartow County	06/13/2014	Active(1)	22	0	2	-8.33%	24	5	2	Y	3	R	04/2018	90+ Days	\$20.00
7290	BOYNTON	11/11/1952	Active	13	0	0	0.00%	13		7	N	None		10/2019		
7292	CANTON	04/25/1932	Active	49	2	0	4.26%	49		0	Y		N	10/2024	90+ Days	\$1,500.00
	Exc Award (06/30/2018)															
7494	CARROLLTON	02/27/1933	Active	39	0	3	-7.14%	45	4	1	Y		N	10/2025	90+ Days	
7296	CHATSWORTH	06/22/1932	Active	32	2	3	-3.03%	30	19	2	Y	13	R	08/2025		
7297	CHATTANOOGA VALLEY	02/03/1970	Active	23	1	0	4.55%	22		1	Y		N	10/2025	90+ Days	
	Exc Award (06/30/2018)															
7298	CHICKAMAUGA	11/07/1966	Active	17	0	0	0.00%	24		6	N	None		06/2025	90+ Days	
	Exc Award (06/30/2018)															
111057	DADE COUNTY	05/17/2011	Active	28	2	1	3.70%	27	3	0	Y	2		07/2025		
7303	DALTON	09/22/1937	Active	18	0	0	0.00%	18		5	Y		N	10/2025		
7304	DALTON NOON	05/21/1969	Active	10	0	0	0.00%	10		7	N	None		12/2011		\$1,000.00
106647	DOUGLAS COUNTY	09/24/2009	Cancelled(6*)	0	0	7	-100.00%	7	10	1	N	None		06/2025		
7307	ELLIJAY	07/27/1934	Active	68	2	1	1.49%	69	35	0	Y		N	11/2025		
	Exc Award (06/30/2023)															
105784	GREATER BUTTS COUNTY	06/11/2009	Active	69	3	9	-8.00%	52	1	1	Y	3	N	06/2025		
	Exc Award (06/30/2023, 06/30/2025)															
7504	GRIFFIN	10/25/1951	Active	7	0	0	0.00%	6		5	Y		N	07/2025		
7312	JASPER	06/22/1939	Active	12	0	0	0.00%	15		5	Y	3	R	07/2023		



Club Health Assessment for District 18 L through November 2025


			Status	Membership					Reports					Finance	LCIF	
Club Number	Club Name	Charter Date	Times in Status Quo in Past 2 Years	Current Member Count **	YTD Members Added	YTD Members Dropped	YTD Net Growth% ***	Member Count 1 Year Ago	Dropped Members Avg.Length of Service	Months Since Membership Update	Current Officers Reported ****	Current President Repeated Term	VP Reported *****	Last Date Reported Service (mm/yyyy)	Account Balance	YTD Donations
7313	LA FAYETTE	01/15/1932	Active	33	1	0	3.13%	31		2	Y		N			
7315	MARIETTA	06/26/1942	Active	20	0	0	0.00%	24		4	Y	2	R	07/2025		
7316	MARIETTA EAST COBB	07/01/1958	Active	33	0	0	0.00%	32		4	Y		N	10/2025		\$1,600.00
7516	MC DONOUGH	04/27/1954	Active	28	0	0	0.00%	28		5	Y		N	12/2024		\$500.00
Exc Award (06/30/2021, 06/30/2022)																
7318	MENLO	02/03/1969	Active	13	0	0	0.00%	11		7	N	None		11/2021		
97208	NORTH COBB	05/30/2006	Active	11	1	1	0.00%	12	4	3	Y	2		07/2025		
7321	ROCKMART	04/19/1971	Active(1)	2	0	0	0.00%	8		8	N	None		10/2024		
7323	ROME	06/04/1941	Active	5	0	6	-54.55%	16	33	0	Y		N	06/2024		
Exc Award (06/30/2018)																
7325	ROSWELL	08/22/1952	Active	18	1	2	-5.26%	19	23	2	Y	5	N	08/2019		\$250.00
116954	SMYRNA JONQUIL	05/22/2012	Active	17	1	0	6.25%	21		2	Y	5	R	11/2025	90+ Days	
7329	SOUTH COBB	10/29/1952	Active	41	9	2	20.59%	30	17	2	Y	3	R	11/2025		\$130.00
Exc Award (06/30/2023)																
7528	TALLAPOOSA	04/17/1944	Active(1)	22	0	0	0.00%	23		1	N		N			
7332	TRION	01/30/1939	Active	5	0	0	0.00%	5		18	N	None		01/2024		
7531	VILLA RICA	05/02/1966	Active	51	13	0	34.21%	25		2	Y		N	10/2025		\$50.00
7335	WOODSTOCK	10/24/1961	Active	28	0	0	0.00%	24		3	Y		N	06/2025		\$500.00

Clubs Cancelled Previous Fiscal Year – Clubs Cancelled within last 12 months may be reinstated

Club Number	Club Name	Charter Date	Current Status*	Cancellation Date
154937	Alpharetta (Pixel & Dice)	06/30/2023	Cancelled(8*)	12/30/2024
7291	CALHOUN	04/12/1946	Cancelled(8*)	06/29/2025
7507	HEARD COUNTY	01/28/1938	Cancelled(8*)	06/29/2025
171634	Johns Creek	06/28/2024	Cancelled(8*)	06/29/2025
141298	Reinhardt	06/12/2020	Cancelled(8*)	12/30/2024
7324	ROSSVILLE	12/06/1955	Cancelled(8*)	06/29/2025
97622	VILLA RICA GOLDEN CITY	08/14/2006	Cancelled(7*)	06/29/2025



Club Health Assessment for District 18 L through November 2025

<div>Club NumberClub NameCharter Date</div>						Status		Membership					Reports				Finance		LCIF
						Times in Status Quo in Past 2 Years	Current Member Count **	YTD Members Added	YTD Members Dropped	YTD Net Growth***	Member Count 1 Year Ago	Dropped Members Avg.Length of Service	Months Since Membership Update	Current Officers Reported ****	Current President Repeated Term	VP Reported *****	Last Date Reported Service (mm/yyyy)	Account Balance	YTD Donations
Current Total Clubs Count	YTD New Clubs Count	YTD Cancelled Clubs Count	YTD Net Club Gain	Current Total Members Count	YTD Add	YTD Drop	YTD Net Growth	Member Count 12 Months Ago	Average Member Count Per Club	% of Clubs with less than 20 members	% No Officer Report in 12 Months	% of Clubs with balance 90+ days	Number of Clubs in Status Quo	% Status Quo Clubs in Financial Suspension	Number of Cancelled Clubs	Average Cancelled Club Age	Members Lost Due to Cancellation	% of Clubs Cancelled for Non-Financial Reasons	
36	0	1	-1	1,083	56	61	-5	-0.46%	1,076	30	36%	6%	19%	0	0%	1	278	7	-500%

* - P - Priority Club. Cancellation Reasons: 1-Objectives/conduct, 2-Non-active club, 5-Non-existing club, 6-Disbanding, 7-Merger, 8-Financial Suspension, 9-District/Multiple District Dues.

** Red denotes below 15 active members.

*** Red denotes 20% + loss.

**** Y - all 3 (President, Secretary, Treasurer) club officers reported, N - not all 3 reported.

***** Abbreviation: N-New, IP-Immediate Past, R-Repeat.



Club Health Assessment for District 18 I through November 2025

			Status	Membership					Reports					Finance	LCIF	
Club Number	Club Name	Charter Date	Times in Status Quo in Past 2 Years	Current Member Count **	YTD Members Added	YTD Members Dropped	YTD Net Growth% ***	Member Count 1 Year Ago	Dropped Members Avg.Length of Service	Months Since Membership Update	Current Officers Reported ****	Current President Repeated Term	VP Reported *****	Last Date Reported Service (mm/yyyy)	Account Balance	YTD Donations
Clubs less than two years old																
190763	Georgia Cyber	11/10/2025	Newly Chartered	20	20	0	100.00%	0		0	Y					
188249	Greater Walton	10/16/2025	Newly Chartered	20	20	0	100.00%	0		1	Y			10/2025		\$873.00
Clubs more than two years old																
7432	ATHENS CLASSIC CITY	02/09/1965	Active	20	0	0	0.00%	20		4	Y		N	11/2025		\$525.00
59786	ATHENS HERITAGE	06/24/1997	Active(1)	8	0	0	0.00%	8		4	Y	4		04/2025		\$25.00
Exc Award (06/30/2018)																
149656	Atlanta Caribbean	01/21/2022	Active	31	2	4	-6.06%	24	3	0	Y		R	10/2025		\$593.00
Exc Award (06/30/2024, 06/30/2025)																
49793	ATLANTA CHINESE AMERICAN	08/08/1989	Active	23	0	3	-11.54%	24	8	1	Y	2	N	10/2025	90+ Days	\$430.00
149894	ATLANTA HOPE	02/21/2022	Active	11	0	0	0.00%	15		7	Y			07/2024		
7438	BUFORD	02/14/1953	Active	8	0	1	-11.11%	9	12	0	N	2		08/2024		
7439	CARNESVILLE	11/24/1952	Active	13	2	1	8.33%	13	4	3	Y	10				
7440	CLARKESVILLE	05/30/1934	Active(1)	13	0	0	0.00%	13		4	N	3		12/2019	90+ Days	
7441	CLAYTON	05/23/1934	Active	3	0	0	0.00%	3		4	N	None		04/2022		
40857	CLERMONT NORTH HALL	02/12/1982	Active	19	0	1	-5.00%	20	49	3	Y			02/2025		
7442	COLBERT	05/16/1951	Active	20	2	1	5.26%	19	0	2	Y	2		03/2019	90+ Days	
7443	COMER	10/12/1948	Active	17	0	0	0.00%	17		8	N	None		02/2024		
7538	CONYERS	12/13/1940	Active	16	2	0	14.29%	16		0	Y		N	11/2025		
Exc Award (06/30/2018)																
7539	COVINGTON	06/02/1952	Active	59	1	1	0.00%	62	24	3	Y		N	11/2025		
Exc Award (06/30/2016, 06/30/2017, 06/30/2019)																
7447	DAWSONVILLE	01/15/1953	Active	34	3	2	3.03%	34	28	1	Y		N	11/2025		
7448	DECATUR	06/09/1932	Active	10	0	0	0.00%	10		8	Y	2		07/2025		\$100.00
105279	EATONTON	04/20/2009	Active	10	0	0	0.00%	10		15	N	None		04/2021		
7454	ELBERTON	02/19/1953	Active	10	0	0	0.00%	11		5	Y	14	R	09/2018		
7455	FORSYTH COUNTY	04/14/1961	Active	23	4	0	21.05%	20		1	Y		R	10/2025		\$120.00



Club Health Assessment for District 18 I through November 2025

			Status	Membership					Reports				Finance	LCIF		
Club Number	Club Name	Charter Date	Times in Status Quo in Past 2 Years	Current Member Count **	YTD Members Added	YTD Members Dropped	YTD Net Growth% ***	Member Count 1 Year Ago	Dropped Members Avg.Length of Service	Months Since Membership Update	Current Officers Reported ****	Current President Repeated Term	VP Reported *****	Last Date Reported Service (mm/yyyy)	Account Balance	YTD Donations
Exc Award (06/30/2023, 06/30/2024)																
7457	HARTWELL	06/14/1951	Active	22	0	0	0.00%	22		1	Y		N	11/2025		\$30.00
7460	JEFFERSON	07/09/1951	Active	19	0	0	0.00%	20		5	Y	2	R	11/2025		
7463	LAVONIA	02/20/1934	Active(1)	15	1	0	7.14%	14		4	Y		R	11/2025		\$350.00
7464	LAWRENCEVILLE	02/19/1946	Active	7	0	0	0.00%	7		0	Y	5		08/2025		
124043	Lilburn	01/22/2015	Active	20	13	0	185.71%	7		1	Y		N	10/2025		\$100.00
7467	LOGANVILLE	04/19/1965	Active	20	2	1	5.26%	19	30	1	Y	2	R	11/2025		\$300.00
Exc Award (06/30/2017, 06/30/2018, 06/30/2020)																
112090	LOGANVILLE LEGACY	08/22/2011	Active	46	0	0	0.00%	64		5	Y		N	09/2025		
Exc Award (06/30/2022, 06/30/2023)																
7553	MADISON	03/24/1955	Active	24	0	0	0.00%	23		8	Y	2	R	10/2025		
Exc Award (06/30/2023)																
7468	MARTIN	04/23/1957	Active	14	1	0	7.69%	15		3	Y	2	N	12/2021		\$300.00
7469	MONROE	05/11/1951	Active	2	2	14	-85.71%	14	4	1	N		R	09/2025		
7470	NORCROSS	02/17/1944	Active	15	0	0	0.00%	14		8	Y	3	N	11/2025		\$36,550.00
144113	Norcross Latino	12/22/2020	Active(1)	9	0	0	0.00%	9		6	Y	4		08/2024		
7450	NORTH DEKALB	11/03/1952	Active	18	0	0	0.00%	19		0	Y		N	09/2025		\$96.00
Exc Award (06/30/2024)																
7472	OCONEE L C	10/19/1971	Active	40	0	1	-2.44%	45	1	4	Y		N	11/2025		\$1,500.00
Exc Award (06/30/2016, 06/30/2018)																
120568	Oglethorpe County	10/22/2013	Active	8	0	0	0.00%	9		5	Y	6	N	11/2021		
7560	OXFORD	07/05/1951	Active	22	4	0	22.22%	21		2	Y	2	R	11/2025		
7476	SNELLVILLE	09/25/1952	Active	25	0	2	-7.41%	27	23	1	Y	2	R	09/2025		\$250.00
7477	SOCIAL CIRCLE	03/01/1949	Active	2	0	7	-77.78%	9	12	1	Y			09/2025		
135048	Statham	06/05/2018	Active	12	2	0	20.00%	12		4	Y			11/2025		
57221	THOMSON CAMELLIA CITY	07/18/1995	Active	18	0	0	0.00%	20		7	Y	2	N	11/2025		
Exc Award (06/30/2018)																
7480	TOCCOA	05/24/1933	Active	25	1	0	4.17%	28		2	Y		N	11/2025		
Exc Award (06/30/2023)																
7481	TOWNS COUNTY	02/14/1940	Active	84	10	8	2.44%	81	3	0	Y		N	09/2025		



Club Health Assessment for District 18 I through November 2025

			Status	Membership						Reports				Finance	LCIF	
Club Number	Club Name	Charter Date	Times in Status Quo in Past 2 Years	Current Member Count **	YTD Members Added	YTD Members Dropped	YTD Net Growth% ***	Member Count 1 Year Ago	Dropped Members Avg.Length of Service	Months Since Membership Update	Current Officers Reported ****	Current President Repeated Term	VP Reported *****	Last Date Reported Service (mm/yyyy)	Account Balance	YTD Donations
Exc Award (06/30/2018, 06/30/2024)																
7462	TUCKER LA VISTA	10/13/1953	Active	24	2	1	4.35%	20	34	3	Y	5	N	07/2025	90+ Days	
Exc Award (06/30/2018)																
7483	UNION COUNTY	01/18/1966	Active	12	2	0	20.00%	10		1	Y	4	R	11/2025		
7571	WASHINGTON	06/17/1940	Active	16	3	0	23.08%	12		3	Y		N	07/2025		
7486	WINDER	08/20/1942	Active	10	0	1	-9.09%	12	3	1	Y	4	R	07/2023		
57840	WINDER NOON	02/07/1996	Cancelled(6*)	0	0	1	-100.00%	20	57	3	N	None		06/2025		

Clubs Cancelled Previous Fiscal Year – Clubs Cancelled within last 12 months may be reinstated

Club Number	Club Name	Charter Date	Current Status*	Cancellation Date
7456	GAINESVILLE	06/29/1934	Cancelled(6*)	07/29/2024

Current Total Clubs Count	YTD New Clubs Count	YTD Cancelled Clubs Count	YTD Net Club Gain	Current Total Members Count	YTD Add	YTD Drop	YTD Net Growth	YTD Net Growth %	Member Count 12 Months Ago	Average Member Count Per Club	% of Clubs with less than 20 members	% No Officer Report in 12 Months	% of Clubs with balance 90+ days	Number of Clubs in Status Quo	% Status Quo Clubs in Financial Suspension	Number of Cancelled Clubs	Average Cancelled Club Age	Members Lost Due to Cancellation	% of Clubs Cancelled for Non-Financial Reasons
47	2	1	1	917	99	50	49	5.65%	921	20	57%	4%	9%	0	0%	1	120	1	100%

* - P - Priority Club. Cancellation Reasons: 1-Objectives/conduct, 2-Non-active club, 5-Non-existing club, 6-Disbanding, 7-Merger, 8-Financial Suspension, 9-District/Multiple District Dues.

** Red denotes below 15 active members.

*** Red denotes 20% + loss.

**** Y - all 3 (President, Secretary, Treasurer) club officers reported, N - not all 3 reported.

***** Abbreviation: N-New, IP-Immediate Past, R-Repeat.



Club Health Assessment for District 18 O through November 2025

			Status	Membership					Reports				Finance		LCIF	
Club Number	Club Name	Charter Date	Times in Status Quo in Past 2 Years	Current Member Count **	YTD Members Added	YTD Members Dropped	YTD Net Growth***	Member Count 1 Year Ago	Dropped Members Avg.Length of Service	Months Since Membership Update	Current Officers Reported ****	Current President Repeated Term	VP Reported *****	Last Date Reported Service (mm/yyyy)	Account Balance	YTD Donations
Clubs more than two years old																
7380	ABBEVILLE	03/14/1938	Active	13	0	0	0.00%	13		1	Y		R	11/2025		\$150.00
	Exc Award (06/30/2022, 06/30/2023, 06/30/2025)															
7383	ALBANY	10/18/1922	Active	6	2	0	50.00%	5		2	Y	11	R	02/2024		
7385	AMERICUS	11/12/1942	Active	11	1	0	10.00%	8		3	Y	2	N	09/2025		
7389	BAINBRIDGE	06/08/1936	Active	15	0	0	0.00%	18		5	Y	2	R	02/2024		
7491	BUENA VISTA	01/14/1935	Active	22	0	1	-4.35%	21	8	2	Y	11	R	10/2019		
7493	BYRON	07/01/1948	Active	14	1	0	7.69%	20		2	Y	2		04/2025		\$50.00
7393	CALVARY	10/01/1956	Active	14	0	0	0.00%	15		9	Y	3	R	11/2023		
7394	CAMILLA	03/13/1952	Active(1)	27	1	6	-15.63%	33	7	1	Y		N	11/2025		
	Exc Award (06/30/2022, 06/30/2023, 06/30/2024)															
7495	CENTERVILLE	02/20/1967	Active	31	1	1	0.00%	32	11	1	Y		N	03/2025		
	Exc Award (06/30/2023)															
7395	CHESTER	06/02/1970	Active	22	0	0	0.00%	21		11	Y	9	N	11/2023		
7397	COLQUITT	10/08/1946	Active	21	6	13	-25.00%	28	17	1	Y			03/2024		
7496	COLUMBUS	09/15/1922	Active	15	0	1	-6.25%	17	1	0	Y			11/2025		
7398	CORDELE	01/26/1934	Active	59	2	0	3.51%	62		0	Y		N	07/2025		\$25.00
7400	CUTHBERT	09/27/1944	Active	10	0	0	0.00%	10		15	Y	4	R			
117927	DECATUR COUNTY	10/01/2012	Active(1)	6	0	0	0.00%	7		5	N	None		07/2016		\$200.00
7402	DONALSONVILLE	10/05/1944	Active	45	1	4	-6.25%	47	15	2	Y		N	06/2022		
7403	EASTMAN	08/24/1956	Active	21	1	0	5.00%	21		1	Y	2		12/2023		
7501	ELLAVILLE	03/27/1942	Active	11	0	0	0.00%	11		24	Y	4	N			
7406	FITZGERALD	10/14/1942	Active	15	0	2	-11.76%	17	4	4	Y	2	R	11/2025		
137994	Fort Valley	05/14/2019	Active(1)	25	2	2	0.00%	22	1	0	Y	5	N	11/2025		
34746	GREENVILLE	12/16/1977	Active	30	0	4	-11.76%	34	10	0	Y	3	R	10/2025		\$250.00
7409	HAHIRA	12/02/1943	Active	16	0	0	0.00%	16		12	Y	5	R	04/2025		
143558	Hawkinsville-Pulaski	11/11/2020	Active	9	0	0	0.00%	9		3	Y	4	R	03/2024		



Club Health Assessment for District 18 O through November 2025

			Status		Membership					Reports					Finance		LCIF		
Club Number	Club Name	Charter Date	Times in Status Quo in Past 2 Years	Current Member Count **	YTD Members Added	YTD Members Dropped	YTD Net Growth% ***	Member Count 1 Year Ago	Dropped Members Avg.Length of Service	Months Since Membership Update	Current Officers Reported ****	Current President Repeated Term	VP Reported *****	Last Date Reported Service (mm/yyyy)	Account Balance	YTD Donations			
144189	Houston County	12/28/2020	Active	1	0	6	-85.71%	7	4	3	N	6		03/2024	90+ Days	\$25.00			
7510	LA GRANGE	02/08/1929	Active	57	0	6	-9.52%	64	21	0	Y		N	03/2024					
7512	MACON	05/06/1921	Active	13	0	0	0.00%	13		35	Y	10		03/2024					
145879	Macon North-West	06/18/2021	Active	7	0	0	0.00%	7		7	Y		R	11/2025					
7513	MACON RUTLAND	11/16/1960	Active	6	0	0	0.00%	4		6	Y	8		02/2024					
7515	MANCHESTER	03/18/1968	Active	11	1	0	10.00%	10		6	Y		N	03/2024					
7413	MOULTRIE	02/06/1936	Active	36	0	1	-2.70%	37	47	3	Y		N	03/2024					
Exc Award (06/30/2018)																			
124327	Perry	03/09/2015	Active	10	0	1	-9.09%	11	3	3	Y	4		03/2024	90+ Days				
7522	PIKE COUNTY	01/24/1946	Active	17	0	0	0.00%	17		82	N	None		10/2023					
7416	PLAINS	01/04/1946	Active	14	0	0	0.00%	14		1	Y	7	R	04/2024					
7417	POULAN	08/29/1963	Active	19	0	0	0.00%	14		5	Y	2	R	05/2019					
7421	ROCHELLE	10/25/1955	Active	18	0	0	0.00%	16		4	Y		R	02/2024					
7527	TALBOTTON	02/26/1935	Active	19	1	4	-13.64%	22	4	4	N	8		08/2021					
7530	THOMASTON	04/11/1940	Active	13	0	0	0.00%	14		7	Y		N	02/2024					
7426	UNADILLA	01/28/1943	Active(1)	4	0	0	0.00%	9		5	N	None		05/2021					
7430	WARWICK	05/17/1966	Active	23	3	3	0.00%	19	3	0	Y			10/2025					
7529	WEST POINT	04/29/1936	Active	12	1	0	9.09%	16		4	N		N	12/2022	90+ Days				
Current Total Clubs Count	YTD New Clubs Count	YTD Cancelled Clubs Count	YTD Net Club Gain	Current Total Members Count	YTD Add	YTD Drop	YTD Net Growth %	YTD Net Growth %	Member Count 12 Months Ago	Average Member Count Per Club	% of Clubs with less than 20 members	% No Officer Report in 12 Months	% of Clubs with balance 90+ days	Number of Clubs in Status Quo	% Status Quo Clubs in Financial Suspension	Number of Cancelled Clubs	Average Cancelled Club Age	Members Lost Due to Cancellation	% of Clubs Cancelled for Non-Financial Reasons
40	0	0	0	738	24	55	-31	-4.03%	781	18	68%	3%	10%	0	0%	0	0	0	0%

* - P - Priority Club. Cancellation Reasons: 1-Objectives/conduct, 2-Non-active club, 5-Non-existing club, 6-Disbanding, 7-Merger, 8-Financial Suspension, 9-District/Multiple District Dues.

** Red denotes below 15 active members.

*** Red denotes 20% + loss.

**** Y - all 3 (President, Secretary, Treasurer) club officers reported, N - not all 3 reported.

***** Abbreviation: N-New, IP-Immediate Past, R-Repeat.



Club Health Assessment for District 18 N through November 2025

			Status	Membership						Reports				Finance		LCIF
Club Number	Club Name	Charter Date	Times in Status Quo in Past 2 Years	Current Member Count **	YTD Members Added	YTD Members Dropped	YTD Net Growth% ***	Member Count 1 Year Ago	Dropped Members Avg.Length of Service	Months Since Membership Update	Current Officers Reported ****	Current President Repeated Term	VP Reported *****	Last Date Reported Service (mm/yyyy)	Account Balance	YTD Donations
Clubs less than two years old																
173394	Brunswick II	02/26/2025	Active	22	0	0	0.00%	0		5	Y	2	R	11/2025		\$4.75
Clubs more than two years old																
43860	ALAMO	05/18/1984	Active	24	4	1	14.29%	13	4	0	Y	2	R	11/2025		\$4.75
7336	ALMA	09/12/1933	Active	39	1	1	0.00%	39	0	1	Y		N	10/2025		
7535	AUGUSTA	07/01/1922	Active	16	0	1	-5.88%	18	6	3	Y	6	N	11/2025		
7337	BAXLEY	01/14/1947	Active	38	0	0	0.00%	36		4	Y		N	08/2025		
Exc Award (06/30/2021)																
43720	BELLVILLE	04/30/1984	Active	23	0	0	0.00%	22		7	Y		IP	11/2025		\$454.75
Exc Award (06/30/2025)																
7339	BRANTLEY COUNTY	09/19/1944	Active(1)	6	0	1	-14.29%	8	5	1	Y	2	R	10/2025		
7342	CLAXTON	04/04/1952	Active	7	0	1	-12.50%	9	41	0	Y	8		11/2024		
7343	CLINCH COUNTY	11/19/1943	Active	18	0	3	-14.29%	22	16	4	Y		N	11/2025		
31789	COBBTOWN	03/11/1976	Active	17	0	0	0.00%	14		6	Y	2	R	10/2025		
Exc Award (06/30/2025)																
64485	COLLINS	06/28/2001	Active	19	0	0	0.00%	16		4	Y	3	R	11/2025		
7344	DARIEN	01/13/1951	Active	38	1	0	2.70%	39		1	Y	2	N	10/2025		\$1,134.75
Exc Award (06/30/2018, 06/30/2021)																
7345	DOUGLAS	02/18/1936	Active	87	0	0	0.00%	95		5	Y		N	11/2025		\$104.75
Exc Award (06/30/2016, 06/30/2021, 06/30/2023, 06/30/2024)																
7543	FLEMING	11/13/1951	Active(1)	1	0	0	0.00%	1		17	Y	6		11/2024		
7544	GLASCOCK COUNTY	01/30/1953	Active	8	0	0	0.00%	8		17	Y	10	R	02/2025		
105593	GLENNVILLE	06/01/2009	Active	19	1	0	5.56%	25		4	Y		N	10/2025		
Exc Award (06/30/2022, 06/30/2023)																
50086	HEPHZIBAH	01/15/1990	Active	22	5	0	29.41%	17		3	Y	2	R	11/2025	90+ Days	
7351	HINESVILLE	02/21/1941	Active	12	0	1	-7.69%	11	2	3	Y	2	N	11/2025		\$504.75
Exc Award (06/30/2023)																
151271	Islands Marsh and River	06/22/2022	Active	16	0	0	0.00%	19		0	Y		IP	09/2025		
7353	JEKYLL ISLAND	07/05/1962	Active	21	2	0	10.53%	22		0	Y		R	11/2025		



Club Health Assessment for District 18 N through November 2025

			Status	Membership						Reports				Finance	LCIF	
Club Number	Club Name	Charter Date	Times in Status Quo in Past 2 Years	Current Member Count **	YTD Members Added	YTD Members Dropped	YTD Net Growth% ***	Member Count 1 Year Ago	Dropped Members Avg.Length of Service	Months Since Membership Update	Current Officers Reported ****	Current President Repeated Term	VP Reported *****	Last Date Reported Service (mm/yyyy)	Account Balance	YTD Donations
Exc Award (06/30/2024)																
7550	JONES COUNTY L C	01/15/1968	Active	20	2	2	0.00%	21	2	1	Y	2	R	11/2025	90+ Days	\$4.75
7355	KINGSLAND	03/10/1953	Active	13	1	7	-31.58%	18	13	1	Y		R	10/2025		
7356	LANIER COUNTY	05/03/1951	Active	17	1	2	-5.56%	21	7	1	Y		N	08/2025	90+ Days	
7552	LOUISVILLE	10/29/1953	Active	38	1	5	-9.52%	40	8	2	Y		N	11/2025		
7358	LYONS	12/17/1946	Active	84	3	3	0.00%	83	23	0	Y		N	10/2025		\$204.75
Exc Award (06/30/2022, 06/30/2023, 06/30/2024)																
7359	MC RAE	08/27/1943	Active(1)	8	0	0	0.00%	8		17	Y	6	R	02/2025		
7360	METTER	12/03/1963	Active	6	0	0	0.00%	6		16	Y	6	R	11/2024		
7556	MIDVILLE	08/24/1944	Active	12	1	0	9.09%	11		1	Y	10		10/2024		
31210	MILLEDGEVILLE	09/26/1975	Active	15	0	0	0.00%	15		6	Y		N	11/2025		\$200.00
7557	MILLEN	04/04/1941	Active	10	0	1	-9.09%	12	1	4	Y			10/2024		
7558	NATIONAL HILLS	04/16/1963	Active	17	0	0	0.00%	22		4	Y			10/2025		\$4.75
111017	POOLER	05/03/2011	Active	52	5	0	10.64%	57		1	N		N	11/2025		\$2,004.75
Exc Award (06/30/2020, 06/30/2022, 06/30/2023)																
7367	REIDSVILLE	02/01/1944	Status Quo(3)	4	0	0	0.00%	12		5	Y	6		09/2024	90+ Days	
7368	RICHMOND HILL GA LIONS CLUB, INC.	03/19/1963	Active	52	4	0	8.33%	52		0	Y	2	N	11/2025		\$500.00
7369	RINCON	02/15/1971	Active	4	0	0	0.00%	4		19	Y	10	N	11/2025		
59427	RINCON NOON	04/30/1997	Active(1)	6	0	0	0.00%	6		9	Y	5	N	11/2024		
7561	SANDERSVILLE	11/30/1928	Status Quo(1)	12	0	0	0.00%	14		7	Y	4		04/2025	90+ Days	
7371	SAVANNAH	05/11/1922	Active	57	1	1	0.00%	62	7	0	Y		N	11/2025		\$1,004.75
Exc Award (06/30/2023)																
7372	SAVANNAH PORT CITY	06/18/1953	Active	9	0	0	0.00%	9		7	Y	3	N	07/2024		
7563	SPARTA	10/18/1928	Active	10	0	0	0.00%	10		7	Y	9	R	10/2025		
7565	SYLVANIA	10/01/1946	Active	33	2	1	3.13%	29	17	1	Y		IP	07/2025	90+ Days	
Exc Award (06/30/2017)																
7568	TWIN CITY	01/23/1964	Active	17	0	1	-5.56%	18	16	3	Y		N	11/2024		
7376	VIDALIA	01/10/1947	Active	13	0	0	0.00%	13		3	Y	2		03/2025		



Club Health Assessment for District 18 N through November 2025

INTERNATIONAL

Club Number	Club Name	Charter Date	Status	Membership						Reports				Finance	LCIF	
			Times in Status Quo in Past 2 Years	Current Member Count **	YTD Members Added	YTD Members Dropped	YTD Net Growth% ***	Member Count 1 Year Ago	Dropped Members Avg.Length of Service	Months Since Membership Update	Current Officers Reported ****	Current President Repeated Term	VP Reported *****	Last Date Reported Service (mm/yyyy)	Account Balance	YTD Donations
7378	WAYCROSS OKEFENOKEE	07/06/1959	Active	16	0	1	-5.88%	15	41	3	N	None	N	07/2024		\$250.00
7354	WAYNE COUNTY	09/22/1955	Active	14	1	0	7.69%	13		0	Y	5	R	10/2025		
7379	WOODBINE	03/09/1953	Active(1)	27	0	0	0.00%	27		1	Y		N	06/2025		
Exc Award (06/30/2018)																

Clubs Cancelled Previous Fiscal Year – Clubs Cancelled within last 12 months may be reinstated

Club Number	Club Name	Charter Date	Current Status*	Cancellation Date
7542	DUBLIN	09/25/1923	Cancelled(8*)	12/30/2024
7366	PORT WENTWORTH	02/04/1959	Cancelled(6*)	03/29/2025
66398	STATESBORO	06/28/2002	Cancelled(6*)	12/30/2024

Current Total Clubs Count	YTD New Clubs Count	YTD Cancelled Clubs Count	YTD Net Club Gain	Current Total Members Count	YTD Add	YTD Drop	YTD Net Growth	YTD Net Growth %	Member Count 12 Months Ago	Average Member Count Per Club	% of Clubs with less than 20 members	% No Officer Report in 12 Months	% of Clubs with balance 90+ days	Number of Clubs in Status Quo	% Status Quo Clubs in Financial Suspension	Number of Cancelled Clubs	Average Cancelled Club Age	Members Lost Due to Cancellation	% of Clubs Cancelled for Non-Financial Reasons
46	0	0	0	1,019	36	33	3	0.30%	1,032	22	63%	0%	13%	2	100%	0	0	0	0%

* - P - Priority Club. Cancellation Reasons: 1-Objectives/conduct, 2-Non-active club, 5-Non-existing club, 6-Disbanding, 7-Merger, 8-Financial Suspension, 9-District/Multiple District Dues.

** Red denotes below 15 active members.

*** Red denotes 20% + loss.

**** Y - all 3 (President, Secretary, Treasurer) club officers reported, N - not all 3 reported.

***** Abbreviation: N-New, IP-Immediate Past, R-Repeat.



Club Health Assessment for District 19 I through November 2025

* - P - Priority Club. Cancellation Reasons: 1-Objectives/conduct, 2-Non-active club, 5-Non-existing club, 6-Disbanding, 7-Merger, 8-Financial Suspension, 9-District/Multiple District Dues.

** Red denotes below 15 active members.

*** Red denotes 20% + loss.

**** Y - all 3 (President, Secretary, Treasurer) club officers reported, N - not all 3 reported.

***** Abbreviation: N-New, IP-Immediate Past, R-Repeat.



Club Health Assessment for District 19 L through November 2025

			Membership							Reports				Finance		LCIF			
Club Number	Club Name	Charter Date	Times in Status Quo in Past 2 Years	Current Member Count **	YTD Members Added	YTD Members Dropped	YTD Net Growth***	Member Count 1 Year Ago	Dropped Members Avg.Length of Service	Months Since Membership Update	Current Officers Reported ****	Current President Repeated Term	VP Reported *****	Last Date Reported Service (mm/yyyy)	Account Balance	YTD Donations			
Clubs more than two years old																			
8002	CLALLAM BAY SEKIU	11/28/1950	Active	28	5	5	0.00%	33	9	1	Y		R	11/2025		\$100.00			
Exc Award (06/30/2021, 06/30/2022, 06/30/2024)																			
36050	CRESCENT BAY L C	09/14/1978	Active(1)	14	0	0	0.00%	22		7	Y	7	N	12/2022					
8003	FORKS	03/28/1947	Active	46	0	0	0.00%	46		20	Y		N	08/2025					
Exc Award (06/30/2022)																			
8005	PORT ANGELES	07/24/1942	Active	64	1	0	1.59%	62		2	Y	2	N	02/2024		\$300.00			
8007	QUILCENE	06/18/1966	Active	19	1	6	-20.83%	22	7	2	Y		R	10/2025					
8008	SEQUIM VALLEY	11/16/1955	Active	46	13	4	24.32%	44	5	0	Y	2	R	11/2025					
Current Total Clubs Count	YTD New Clubs Count	YTD Cancelled Clubs Count	YTD Net Club Gain	Current Total Members Count	YTD Add	YTD Drop	YTD Net Growth	YTD Net Growth %	Member Count 12 Months Ago	Average Member Count Per Club	% of Clubs with less than 20 members	% No Officer Report in 12 Months	% of Clubs with balance 90+ days	Number of Clubs in Status Quo	% Status Quo Clubs in Financial Suspension	Number of Cancelled Clubs	Average Cancelled Club Age	Members Lost Due to Cancellation	% of Clubs Cancelled for Non-Financial Reasons
6	0	0	0	217	20	15	5	2.36%	229	36	33%	0%	0%	0	0%	0	0	0	0%

* - P - Priority Club. Cancellation Reasons: 1-Objectives/conduct, 2-Non-active club, 5-Non-existing club, 6-Disbanding, 7-Merger, 8-Financial Suspension, 9-District/Multiple District Dues.

** Red denotes below 15 active members.

*** Red denotes 20% + loss.

**** Y - all 3 (President, Secretary, Treasurer) club officers reported, N - not all 3 reported.

***** Abbreviation: N-New, IP-Immediate Past, R-Repeat.




Club Health Assessment for District 19 N through November 2025

			Status	Membership					Reports				Finance		LCIF	
Club Number	Club Name	Charter Date	Times in Status Quo in Past 2 Years	Current Member Count **	YTD Members Added	YTD Members Dropped	YTD Net Growth***	Member Count 1 Year Ago	Dropped Members Avg.Length of Service	Months Since Membership Update	Current Officers Reported ****	Current President Repeated Term	VP Reported *****	Last Date Reported Service (mm/yyyy)	Account Balance	YTD Donations
Clubs more than two years old																
7879	ABERDEEN	05/21/1940	Active	69	2	0	2.99%	70		0	Y	2	R	01/2025		\$1,200.00
Exc Award (06/30/2022, 06/30/2023)																
28095	ADNA	03/06/1974	Active	10	0	0	0.00%	10		13	N	None		10/2024	90+ Days	
7674	AUBURN NOON	03/22/1945	Active	34	4	3	3.03%	53	2	0	Y		N	11/2025		\$200.00
7881	BATTLEGROUNDS	06/30/1971	Active	22	3	2	4.76%	21	22	3	Y	2	R	10/2025		
7883	BOISTFORT	08/19/1957	Active	19	0	0	0.00%	19		5	Y			12/2024		
Exc Award (06/30/2018)																
84331	BONNEY LAKE	10/25/2004	Active	13	0	0	0.00%	12		4	Y	2	R	11/2025		\$10.00
7676	BREMERTON CENTRAL	03/18/1925	Active	42	0	3	-6.67%	49	4	1	Y		N	11/2025		\$1,210.00
Exc Award (06/30/2017, 06/30/2023)																
7884	CAMAS	12/15/1938	Active	58	12	2	20.83%	34	0	1	Y		N	11/2025		\$2,400.00
Exc Award (06/30/2018, 06/30/2022, 06/30/2024, 06/30/2025)																
7885	CASTLE ROCK	05/27/1947	Active	21	8	3	31.25%	15	14	0	Y	2		09/2025		\$120.00
7886	CENTRAL PARK	05/01/1958	Active	24	0	0	0.00%	25		8	Y	4	R	11/2024		\$100.00
7678	CENTRALIA	02/18/1948	Active	12	0	0	0.00%	11		5	Y		N	11/2025		
35343	CLEARWATER-KALALOE L C	04/26/1978	Status Quo(1)	6	0	1	-14.29%	7	26	4	N	None		03/2023	90+ Days	
7890	COSMOPOLIS	03/04/1947	Active	67	15	4	19.64%	54	9	0	Y		R	11/2025		\$1,000.00
Exc Award (06/30/2018)																
7679	EATONVILLE	09/22/1938	Active	37	0	2	-5.13%	44	3	4	Y		N	06/2025		
Exc Award (06/30/2017)																
7680	ENUMCLAW	10/19/1948	Active	41	1	3	-4.65%	41	6	4	Y	2	R	09/2025		\$1,270.00
Exc Award (06/30/2016, 06/30/2017, 06/30/2018, 06/30/2021)																
7681	FEDERAL WAY	03/23/1954	Active	29	0	0	0.00%	29		3	Y		IP	11/2025		\$450.00
Exc Award (06/30/2016, 06/30/2017, 06/30/2020)																
7682	FIFE	08/28/1951	Active	11	0	2	-15.38%	13	7	2	Y	3	R	08/2024	90+ Days	
Exc Award (06/30/2016, 06/30/2018)																
7683	GIG HARBOR	09/03/1931	Active	22	2	3	-4.35%	19	25	1	Y		N	11/2025		
Exc Award (06/30/2017, 06/30/2025)																



Club Health Assessment for District 19 N through November 2025

			Status	Membership						Reports				Finance	LCIF	
Club Number	Club Name	Charter Date	Times in Status Quo in Past 2 Years	Current Member Count **	YTD Members Added	YTD Members Dropped	YTD Net Growth% ***	Member Count 1 Year Ago	Dropped Members Avg.Length of Service	Months Since Membership Update	Current Officers Reported ****	Current President Repeated Term	VP Reported *****	Last Date Reported Service (mm/yyyy)	Account Balance	YTD Donations
7701	GREATER PUYALLUP	04/06/1954	Active	22	0	0	0.00%	24		6	Y		N	11/2025	90+ Days	\$300.00
7888	HAZEL DELL	03/20/1963	Active	24	3	1	9.09%	22	25	3	Y		N	11/2025		\$2,000.00
7685	HOOD CANAL	10/22/1964	Active	18	5	0	38.46%	16		0	Y	3	N	04/2025		
Exc Award (06/30/2017, 06/30/2018)																
7894	HOQUIAM	12/03/1941	Status Quo(1)	33	0	0	0.00%	35		7	Y		N	11/2024	90+ Days	
7895	KALAMA	01/26/1940	Active	28	0	6	-17.65%	34	7	0	Y		N	07/2025		\$91.00
Exc Award (06/30/2018)																
7896	KELSO	02/02/1953	Active	23	2	3	-4.17%	28	22	0	Y		R	05/2025		
7686	KENT	09/15/1938	Active	23	3	1	9.52%	21	7	2	Y		N	10/2025		\$20.00
42759	KEY PENINSULA	06/24/1983	Active	20	8	2	42.86%	12	3	1	Y		IP	01/2025		\$100.00
43611	LA CENTER	03/02/1984	Active	38	3	3	0.00%	41	10	0	Y		N	11/2025		\$100.00
Exc Award (06/30/2018, 06/30/2020, 06/30/2023, 06/30/2024)																
39522	LACEY LAMPLIGHTERS	03/09/1981	Active	29	2	0	7.41%	33		4	Y	2	R	09/2025		\$50.00
Exc Award (06/30/2016, 06/30/2017, 06/30/2018, 06/30/2020)																
31331	LACEY SUNRISE	11/11/1975	Active	55	2	0	3.77%	59		4	Y		N	11/2025		\$3,250.00
Exc Award (06/30/2017, 06/30/2018)																
7689	LAKEWOOD FIRST	03/17/1954	Active	30	3	0	11.11%	35		1	Y		IP	06/2025		\$100.00
Exc Award (06/30/2017, 06/30/2018, 06/30/2020, 06/30/2024)																
40104	LAKEWOOD KNIGHT	06/18/1981	Active	9	0	0	0.00%	9		13	N	None		11/2024		
36309	LONGVIEW KELSO EARLY BIRD	12/14/1978	Active	43	2	2	0.00%	45	9	1	Y	2	N	08/2025		\$550.04
7900	LONGVIEW PIONEER	11/20/1923	Active	142	8	1	5.19%	149	7	0	Y		N	06/2025		\$3,460.00
Exc Award (06/30/2018, 06/30/2019, 06/30/2021)																
36310	LYLE	12/04/1978	Active	19	5	2	18.75%	14	5	0	Y	13	R	09/2024		
7692	MINERAL LAKE	03/20/1952	Active	32	0	1	-3.03%	34	7	2	Y		N	06/2025		\$10.00
Exc Award (07/30/2017)																
7694	MT RAINIER	03/21/1952	Status Quo(3)	6	0	0	0.00%	6		19	N	None		10/2024	90+ Days	
124975	Napavine-Newaukum	06/10/2015	Active(1)	19	0	0	0.00%	21		9	N	None		03/2024		
7906	NORTH CLARK L C	12/06/1954	Status Quo(2)	18	1	0	5.88%	18		0	Y	4	R	12/2024	90+ Days	



Club Health Assessment for District 19 N through November 2025

			Status	Membership						Reports				Finance	LCIF	
Club Number	Club Name	Charter Date	Times in Status Quo in Past 2 Years	Current Member Count **	YTD Members Added	YTD Members Dropped	YTD Net Growth% ***	Member Count 1 Year Ago	Dropped Members Avg.Length of Service	Months Since Membership Update	Current Officers Reported ****	Current President Repeated Term	VP Reported *****	Last Date Reported Service (mm/yyyy)	Account Balance	YTD Donations
41316	NORTH MASON	05/27/1982	Active	12	0	0	0.00%	12		18	N	None		02/2024		
7907	OCEAN SHORES	06/07/1966	Active	28	0	2	-6.67%	34	1	3	Y	2	R	12/2023		
	Exc Award (06/30/2023)															
7695	OLYMPIA HOST	09/11/1935	Active	74	4	0	5.71%	69		0	Y	2	N	10/2025	90+ Days	\$5,135.00
	Exc Award (06/30/2017, 06/30/2020, 06/30/2021)															
42532	OLYMPIA WEST	04/29/1983	Active	21	0	0	0.00%	18		5	Y		IP	11/2025		
	Exc Award (06/30/2017, 06/30/2020)															
7697	ORTING	10/09/1931	Active	28	0	1	-3.45%	31	6	3	Y	3	R	11/2024		\$20.00
7899	PENINSULA	10/05/1955	Active	53	15	6	20.45%	58	10	0	Y		N	11/2025		\$2,500.00
	Exc Award (06/30/2021, 06/30/2022, 06/30/2023, 06/30/2024)															
149058	Pierce County Virtual	12/06/2021	Active	7	1	2	-12.50%	14	2	0	Y	3	R	10/2025		
7699	PORT ORCHARD	10/11/1967	Active	13	0	4	-23.53%	17	2	2	Y	4		11/2025		
	Exc Award (06/30/2017, 06/30/2020, 06/30/2024)															
7700	POULSBO	08/04/1942	Active	74	1	2	-1.33%	75	27	1	Y		N	11/2025		\$850.00
	Exc Award (06/30/2017, 06/30/2023, 06/30/2024)															
43609	PUYALLUP SOUTH HILL	03/26/1984	Active	12	0	6	-33.33%	15	5	0	Y	4	R	04/2025		
	Exc Award (06/30/2017)															
7910	RIDGEFIELD	10/11/1948	Active	104	3	8	-4.59%	111	4	3	Y		N	11/2025		
	Exc Award (06/30/2018)															
7702	ROCHESTER	03/30/1966	Active	9	0	0	0.00%	10		7	Y	18		10/2025		
40606	SALMON CREEK	12/11/1981	Active	38	1	0	2.70%	34		0	Y	2	R	11/2025		
	Exc Award (06/30/2018, 06/30/2021, 06/30/2022, 06/30/2023, 06/30/2024, 06/30/2025)															
133165	Shelton Centennial	12/06/2017	Active	21	4	1	16.67%	17	5	0	Y	2	R	10/2025		
7704	SILVERDALE DANDY	04/24/1972	Active	8	0	1	-11.11%	8	40	4	N	None		07/2025		
	Exc Award (06/30/2017)															
58456	SILVERDALE SUNRISE	06/26/1996	Active	9	0	0	0.00%	9		16	Y		R	11/2025		\$1,450.00
7911	SKAMANIA COUNTY L C	03/15/1940	Active	10	2	0	25.00%	6		0	Y	3	R	10/2025		
7705	SPANAWAY	04/10/1967	Active	18	0	0	0.00%	23		5	Y		N	09/2025		\$150.00



Club Health Assessment for District 19 N through November 2025

			Status	Membership					Reports				Finance		LCIF	
Club Number	Club Name	Charter Date	Times in Status Quo in Past 2 Years	Current Member Count **	YTD Members Added	YTD Members Dropped	YTD Net Growth% ***	Member Count 1 Year Ago	Dropped Members Avg.Length of Service	Months Since Membership Update	Current Officers Reported ****	Current President Repeated Term	VP Reported *****	Last Date Reported Service (mm/yyyy)	Account Balance	YTD Donations
Exc Award (06/30/2017)			Active	15	1	0	7.14%	15		0	Y	3	R	11/2025		
57091	SPANAWAY PARKLAND	06/20/1995														
Exc Award (06/30/2017, 06/30/2018, 06/30/2021)			Active	8	0	0	0.00%	8		19	N	None		02/2025		
84527	SUMNER	12/14/2004														
Exc Award (06/30/2017)			Active	9	2	0	28.57%	9		4	Y	2		01/2025		
131012	Tacoma Centennial Lions Club	05/25/2017														
Exc Award (06/30/2021, 06/30/2023)			Active	18	0	1	-5.26%	23	13	3	N	None		10/2025		
7706	TACOMA DOWNTOWN	11/10/1921														
Exc Award (06/30/2017, 06/30/2020)			Active	14	0	0	0.00%	14		14	N	None				
153647	Tacoma King Pierce Hana	03/09/2023														
			Active	15	2	0	15.38%	12		0	Y	3	R	11/2025		
7708	TACOMA SOUTHEAST	10/27/1954														
Exc Award (06/30/2018)			Active	49	2	0	4.26%	47		3	Y		N	07/2025		
7711	TENINO	11/18/1938														
Exc Award (06/30/2017)			Active	36	1	23	-37.93%	68	16	0	Y	3	N	10/2024		
7913	TOLEDO	06/16/1947														
			Active	11	0	0	0.00%	16		4	Y	2	R	10/2025		
7712	TUMWATER	02/07/1962														
			Active	11	0	1	-8.33%	11	5	2	Y		N	03/2025		
29259	VADER	05/17/1974														
			Active	28	1	1	0.00%	31	13	1	Y		R	11/2025		
7915	VANCOUVER	09/12/1928														
			Active	13	0	0	0.00%	13		6	Y	6	R	11/2024		
31014	VANCOUVER DAWN	06/30/1975														
Exc Award (06/30/2022)			Active	36	0	0	0.00%	41		4	Y		R	11/2025		
7892	VANCOUVER FORT VANCOUVER	04/15/1955														
			Active	14	2	0	16.67%	12		0	Y	2	N	11/2025		
7916	WAHIAKUM L C	04/04/1966														
Exc Award (06/30/2018)			Active	3	0	0	0.00%	3		15	Y	9		04/2024		
7917	WASHOUGAL	03/06/1940														
			Active	17	0	2	-10.53%	18	9	1	Y	2		11/2025		
39138	WHITE SALMON	12/31/1980														
			Active	12	0	0	0.00%	12		2	Y		IP	05/2025		
7920	WINLOCK	03/13/1947														
			Active	40	1	0	2.56%	41		4	Y	2	N	06/2025		
7713	YELM	11/10/1938														

Clubs Cancelled Previous Fiscal Year – Clubs Cancelled within last 12 months may be reinstated

Club Number	Club Name	Charter Date	Current Status*	Cancellation Date
-------------	-----------	--------------	-----------------	-------------------



Club Health Assessment for District 19 N through November 2025

INTERNATIONAL

			Status		Membership						Reports				Finance		LCIF		
Club Number	Club Name	Charter Date	Times in Status Quo in Past 2 Years	Current Member Count **	YTD Members Added	YTD Members Dropped	YTD Net Growth***	Member Count 1 Year Ago	Dropped Members Avg.Length of Service	Months Since Membership Update	Current Officers Reported ****	Current President Repeated Term	VP Reported *****	Last Date Reported Service (mm/yyyy)	Account Balance	YTD Donations			
107403	DUPONT	02/02/2010	Cancelled(7*)	04/29/2025															
47512	MORTON	06/23/1987	Cancelled(8*)	06/29/2025															
100754	ROY COMMUNITY	12/17/2007	Cancelled(6*)	09/29/2024															
Current Total Clubs Count	YTD New Clubs Count	YTD Cancelled Clubs Count	YTD Net Club Gain	Current Total Members Count	YTD Add	YTD Drop	YTD Net Growth	YTD Net Growth %	Member Count 12 Months Ago	Average Member Count Per Club	% of Clubs with less than 20 members	% No Officer Report in 12 Months	% of Clubs with balance 90+ days	Number of Clubs in Status Quo	% Status Quo Clubs in Financial Suspension	Number of Cancelled Clubs	Average Cancelled Club Age	Members Lost Due to Cancellation	% of Clubs Cancelled for Non-Financial Reasons
74	0	0	0	2,056	137	111	26	1.28%	2,137	28	46%	9%	14%	4	100%	0	0	0	0%

* - P - Priority Club. Cancellation Reasons: 1-Objectives/conduct, 2-Non-active club, 5-Non-existing club, 6-Disbanding, 7-Merger, 8-Financial Suspension, 9-District/Multiple District Dues.

** Red denotes below 15 active members.

*** Red denotes 20% + loss.

**** Y - all 3 (President, Secretary, Treasurer) club officers reported, N - not all 3 reported.

***** Abbreviation: N-New, IP-Immediate Past, R-Repeat.



Club Health Assessment for District 19 O through November 2025

			Status	Membership						Reports				Finance	LCIF	
Club Number	Club Name	Charter Date	Times in Status Quo in Past 2 Years	Current Member Count **	YTD Members Added	YTD Members Dropped	YTD Net Growth% ***	Member Count 1 Year Ago	Dropped Members Avg.Length of Service	Months Since Membership Update	Current Officers Reported ****	Current President Repeated Term	VP Reported *****	Last Date Reported Service (mm/yyyy)	Account Balance	YTD Donations
Clubs more than two years old																
7922	ANACORTES	12/17/1936	Active	9	2	2	0.00%	9	36	1	Y	4		11/2025		\$100.00
Exc Award (06/30/2018, 06/30/2022)																
7622	ARLINGTON	06/07/1928	Active	15	6	2	36.36%	12	12	0	Y		N	11/2025		
7923	BELLINGHAM CENTRAL	10/13/1922	Active	75	2	13	-12.79%	83	12	1	Y			10/2025		\$3,400.00
Exc Award (06/30/2022)																
7625	BURIEN	01/22/1957	Active	6	0	0	0.00%	6		16	Y	5	R	05/2025		
Exc Award (06/30/2017, 06/30/2021)																
33306	BURLINGTON	02/11/1977	Active	37	0	6	-13.95%	43	10	0	Y		R	10/2025		\$200.00
Exc Award (06/30/2023, 06/30/2024)																
7927	CONCRETE	08/29/1939	Active	30	3	3	0.00%	37	14	0	Y	4		09/2025		
7928	COUPEVILLE	12/08/1937	Active	117	5	13	-6.40%	126	9	1	Y		R	10/2025		\$1,000.00
Exc Award (06/30/2023)																
48649	COUPEVILLE CENTRAL WHIDBEY	06/13/1988	Active	25	0	0	0.00%	25		12	Y	2	R	03/2020		
7626	DES MOINES	03/13/1963	Active	11	0	1	-8.33%	12	14	0	Y		R	11/2025		
Exc Award (06/30/2023)																
7629	EDMONDS	11/11/1946	Active	28	5	2	12.00%	26	6	0	Y	3		11/2025	90+ Days	\$250.00
7630	EVERETT CENTRAL	05/20/1920	Active	12	0	8	-40.00%	26	3	4	Y		R	06/2025		\$125.00
7929	EVERSON	04/22/1930	Active	39	0	2	-4.88%	45	11	0	Y		N	11/2025		
7633	FAIRWOOD	03/05/1969	Active	12	0	1	-7.69%	16	7	0	N			02/2024		\$1,000.00
7930	FERNDAL HARBORVIEW	07/11/1941	Active	21	2	0	10.53%	20		1	Y	2	N	07/2025		
7628	GREATER BELLEVUE	03/06/1962	Active(1)	4	0	0	0.00%	4		5	Y	6		11/2017		
7637	KENNYDALE LIONS	01/03/1947	Active	6	0	0	0.00%	6		20	Y		N	01/2025		\$700.00
7639	LAKE STEVENS	09/29/1949	Active	40	0	1	-2.44%	38	3	0	Y		R	11/2025		\$1,050.00
Exc Award (06/30/2017, 06/30/2022, 06/30/2023)																
32204	LYNDEN	05/18/1976	Active	59	12	12	0.00%	45	5	4	Y	2	N	10/2025		\$2,000.00
53351	MILL CREEK/WOODINVILLE	06/22/1992	Active	10	0	2	-16.67%	15	18	2	Y	6		12/2023		
7931	MOUNT VERNON	02/19/1929	Active	37	1	1	0.00%	37	12	1	Y		R	11/2025		\$470.00
Exc Award (06/30/2017, 06/30/2018)																



Club Health Assessment for District 19 O through November 2025

			Status	Membership						Reports				Finance	LCIF	
Club Number	Club Name	Charter Date	Times in Status Quo in Past 2 Years	Current Member Count **	YTD Members Added	YTD Members Dropped	YTD Net Growth% ***	Member Count 1 Year Ago	Dropped Members Avg.Length of Service	Months Since Membership Update	Current Officers Reported ****	Current President Repeated Term	VP Reported *****	Last Date Reported Service (mm/yyyy)	Account Balance	YTD Donations
45571	NORTH WHIDBEY	12/10/1985	Active	15	3	4	-6.25%	17	24	0	Y		N	05/2023	90+ Days	
7932	OAK HARBOR	03/07/1951	Active	39	4	13	-18.75%	35	2	0	Y		N	07/2025		\$230.00
Exc Award (06/30/2024, 06/30/2025)																
7933	ORCAS ISLAND L C	05/15/1972	Active	48	8	5	6.67%	41	4	3	Y	6	R	08/2025		\$1,000.00
7648	REDMOND	10/13/1947	Active	9	0	0	0.00%	11		10	Y	7	R	11/2025		
7649	RENTON	08/11/1938	Active	51	4	4	0.00%	50	4	0	N	3	N	08/2025		\$17,547.20
Exc Award (06/30/2020, 06/30/2024)																
7934	SAN JUAN	10/23/1962	Active	31	0	0	0.00%	41		6	N		N	05/2024	90+ Days	
60298	SEATTLE BITUIN	01/22/1998	Active	32	0	4	-11.11%	32	1	1	Y		R	11/2025		\$90.00
7654	SEATTLE FIRST HILL	06/10/1954	Active	34	2	0	6.25%	33		3	Y	6	R	02/2021	90+ Days	
102232	SEATTLE MABUHAY	05/21/2008	Active	19	11	0	137.50%	8		4	Y	4	N	11/2020		
Exc Award (06/30/2021)																
7660	SEATTLE RAINIER	06/25/1937	Active	25	0	0	0.00%	25		1	Y		N	10/2025		
Exc Award (06/30/2021, 06/30/2023)																
7663	SEATTLE UNIVERSITY BALLARD	04/02/1924	Active	38	1	5	-9.52%	42	23	1	Y		IP	08/2024	90+ Days	\$150.00
7666	SEATTLE WEST SEATTLE	04/11/1929	Active(1)	16	0	0	0.00%	14		5	Y	5	R	09/2018		\$1,000.00
7935	SEDRO WOOLLEY	03/19/1937	Active	22	2	2	0.00%	23	0	0	Y		N	11/2025		
7669	SNOHOMISH	03/11/1929	Active	44	7	6	2.33%	43	12	0	Y			06/2025		\$1,351.00
Exc Award (06/30/2024)																
7647	SNOQUALMIE VALLEY	03/12/1962	Active	5	0	0	0.00%	5		20	Y	19		08/2016		\$1,500.00
7670	SOUTH EVERETT	09/17/1952	Active	21	10	0	90.91%	13		3	Y			08/2025		
7936	SOUTH WHIDBEY	03/03/1948	Active	9	0	1	-10.00%	9	9	1	Y	5	R	04/2022		
7627	STANWOOD	09/15/1941	Active	28	1	2	-3.45%	32	2	2	Y		N	11/2025		\$250.00
135149	Whidbey Island	06/20/2018	Active	17	0	0	0.00%	18		0	Y			03/2025		

Clubs Cancelled Previous Fiscal Year – Clubs Cancelled within last 12 months may be reinstated

Club Number	Club Name	Charter Date	Current Status*	Cancellation Date
7924	BELLINGHAM FAIRHAVEN	11/23/1954	Cancelled(6*)	04/29/2025
7643	MERCER ISLAND	03/07/1955	Cancelled(8*)	12/30/2024



Club Health Assessment for District 19 O through November 2025

						Status		Membership					Reports				Finance		LCIF		
						Times in Status Quo in Past 2 Years		Current Member Count **	YTD Members Added	YTD Members Dropped	YTD Net Growth***	Member Count 1 Year Ago	Dropped Members Avg.Length of Service	Months Since Membership Update	Current Officers Reported ****	Current President Repeated Term	VP Reported *****	Last Date Reported Service (mm/yyyy)	Account Balance	YTD Donations	
Club Number	Club Name		Charter Date																		
Current Total Clubs Count	YTD New Clubs Count	YTD Cancelled Clubs Count	YTD Net Club Gain	Current Total Members Count	YTD Add	YTD Drop	YTD Net Growth	Member Count 12 Months Ago	Average Member Count Per Club	% of Clubs with less than 20 members	% No Officer Report in 12 Months	% of Clubs with balance 90+ days	Number of Clubs in Status Quo	% Status Quo Clubs in Financial Suspension	Number of Cancelled Clubs	Average Cancelled Club Age	Members Lost Due to Cancellation	% of Clubs Cancelled for Non-Financial Reasons			
39	0	0	0	1,096	91	115	-24	-2.14%	1,123	28	41%	0%	13%	0	0%	0	0	0	0%		

* - P - Priority Club. Cancellation Reasons: 1-Objectives/conduct, 2-Non-active club, 5-Non-existing club, 6-Disbanding, 7-Merger, 8-Financial Suspension, 9-District/Multiple District Dues.

** Red denotes below 15 active members.

*** Red denotes 20% + loss.

**** Y - all 3 (President, Secretary, Treasurer) club officers reported, N - not all 3 reported.

***** Abbreviation: N-New, IP-Immediate Past, R-Repeat.



Club Health Assessment for District 19 S through November 2025

			Status	Membership						Reports				Finance	LCIF	
Club Number	Club Name	Charter Date	Times in Status Quo in Past 2 Years	Current Member Count **	YTD Members Added	YTD Members Dropped	YTD Net Growth% ***	Member Count 1 Year Ago	Dropped Members Avg.Length of Service	Months Since Membership Update	Current Officers Reported ****	Current President Repeated Term	VP Reported *****	Last Date Reported Service (mm/yyyy)	Account Balance	YTD Donations
Clubs more than two years old																
7769	ALMIRA	12/09/1952	Active	11	0	0	0.00%	13		9	Y	3	N	07/2022		
7837	ASOTIN	05/10/1946	Active	47	0	0	0.00%	48		6	Y		R	04/2021		
7838	BENTON CITY	03/25/1971	Active	12	1	1	0.00%	16	12	2	Y	7		09/2025		
134296	Cheney Centennial	05/18/2018	Active	11	0	0	0.00%	10		3	Y			05/2025		
50527	CHEWELAH VALLEY	05/17/1990	Active	39	5	9	-9.30%	47	8	1	Y	2	N	11/2025		\$2,005.00
	Exc Award (06/30/2018)															
121490	Coeur d'Alene	03/10/2014	Active	10	3	1	25.00%	15	9	1	Y		N	11/2025		\$100.00
	Exc Award (06/30/2018)															
7842	COLLEGE PLACE	10/24/1962	Active	13	1	2	-7.14%	17	28	1	Y	3	R	03/2025		
	Exc Award (06/30/2018)															
7824	COTTONWOOD	11/03/1947	Active	24	1	1	0.00%	25	25	0	Y	2	R	11/2023		
31657	CRAIGMONT	02/11/1976	Active	21	0	0	0.00%	21		10	Y		N	04/2022		
7772	DAVENPORT	11/20/1953	Active	80	0	1	-1.23%	82	1	3	Y		N	11/2025		\$1,020.00
7844	DAYTON	03/27/1963	Active	10	0	1	-9.09%	11	32	3	Y			09/2023		
7774	GRAND COULEE DAM	04/11/1935	Active	13	0	0	0.00%	13		13	Y		N	09/2025		
7849	GRANGER	05/21/1947	Active	34	1	2	-2.86%	29	26	0	Y	2	R	11/2024		\$120.00
7825	GRANGEVILLE	10/11/1935	Active	49	3	0	6.52%	45		0	Y	5		05/2019		
7775	HARRINGTON	01/30/1946	Active	33	3	1	6.45%	29	2	0	N	None	N	01/2024		
7827	KENDRICK	10/15/1953	Active	28	4	1	12.00%	27	9	0	Y		N	10/2025		
7829	LEWISTON	02/15/1930	Active	22	1	2	-4.35%	19	0	2	Y	6	R	08/2025		\$10.00
	Exc Award (06/30/2025)															
107697	LIBERTY LAKE	03/03/2010	Active	11	1	0	10.00%	10		5	Y	2	N	06/2025		
	Exc Award (06/30/2018)															
7780	LIND	12/20/1967	Active	28	0	4	-12.50%	32	9	1	Y	2	R	11/2025		
7781	MEDICAL LAKE	04/10/1968	Active(1)	23	2	2	0.00%	23	5	0	Y	3	N	04/2024		
7830	MOSCOW CENTRAL	11/28/1939	Active	56	2	1	1.82%	55	55	1	Y		N	06/2025		\$2,000.00
7855	NACHES	03/10/1949	Active	31	0	0	0.00%	33		9	Y		N	11/2025		
49316	NACHES SUNSHINE	03/23/1989	Active	11	0	3	-21.43%	16	6	0	Y		N	11/2024		\$50.00



Club Health Assessment for District 19 S through November 2025

			Status	Membership						Reports				Finance		LCIF		
Club Number	Club Name	Charter Date	Times in Status Quo in Past 2 Years	Current Member Count **	YTD Members Added	YTD Members Dropped	YTD Net Growth% ***	Member Count 1 Year Ago	Dropped Members Avg.Length of Service	Months Since Membership Update	Current Officers Reported ****	Current President Repeated Term	VP Reported *****	Last Date Reported Service (mm/yyyy)	Account Balance	YTD Donations		
7832	NEZPERCE	11/14/1947	Active(1)	28	0	0	0.00%	28		7	N	None		09/2013		\$540.00		
7783	ODESSA	10/27/1941	Active(1)	33	0	0	0.00%	31		9	N	None		02/2019				
7800	OSBURN	11/25/1952	Active	5	0	0	0.00%	6		5	Y	7	R	01/2020				
7856	PALOUSE	01/09/1967	Active	27	0	0	0.00%	30		5	Y		N	09/2019				
7801	PINEHURST KINGSTON	03/27/1956	Active	22	0	0	0.00%	22		13	Y	4	N	10/2024				
7802	POST FALLS	02/05/1964	Active	25	3	0	13.64%	21		1	Y		N	11/2025				
Exc Award (06/30/2025)																		
7834	POTLATCH	01/24/1973	Active	14	3	4	-6.67%	22	1	2	Y	2		10/2024			90+ Days	
7859	PRESCOTT DISTRICT	12/17/1959	Active	22	0	0	0.00%	24		6	Y		N	11/2024				
38282	PRIEST LAKE	04/18/1980	Active	55	2	5	-5.17%	60	9	2	Y	3	N	03/2025				\$1,000.00
7803	PRIEST RIVER	03/09/1964	Active	10	0	0	0.00%	11		5	Y		N	06/2025		\$200.00		
7860	PULLMAN	11/13/1939	Active	50	3	2	2.04%	52	12	1	Y		N	09/2025				
7804	RATHDRUM	01/23/1947	Active	33	5	11	-15.38%	38	3	2	Y	2	N	11/2025			\$530.00	
7785	REARDAN	05/03/1946	Active	41	7	4	7.89%	38	11	1	Y	8	N	07/2021			90+ Days	
7786	RITZVILLE	10/05/1939	Active	35	0	7	-16.67%	42	15	2	Y		N	05/2016				
7787	ROCKFORD	03/13/1944	Active	20	2	2	0.00%	19	10	0	Y	4	R	06/2025				
7805	SANDPOINT	06/24/1953	Active(1)	31	4	4	0.00%	34	8	1	Y	5	N	10/2025			90+ Days	
57113	SELAH VALLEY	06/27/1995	Active	18	0	0	0.00%	17		5	Y	2	R	11/2025				\$60.00
Exc Award (06/30/2017)																		
7806	SMELTERVILLE	03/26/1956	Active	10	0	0	0.00%	11		9	Y	28		02/2025				\$1,240.00
7789	SPOKANE CENTRAL	03/02/1922	Active	86	2	3	-1.15%	81	8	0	Y		N	09/2025				
Exc Award (06/30/2018, 06/30/2023, 06/30/2024)																		
7792	SPOKANE SHADLE NORTH	05/07/1954	Active	31	2	0	6.90%	27		1	Y	2	R	11/2025	90+ Days	\$1,210.00		
Exc Award (06/30/2021, 06/30/2023, 06/30/2025)																		
7795	SPOKANE VALLEY	01/13/1947	Active	12	0	0	0.00%	12		20	N	None		12/2020				
7866	SUNNYSIDE	11/09/1950	Active	20	3	1	11.11%	17	0	1	Y		R	11/2025		\$331.00		
Exc Award (06/30/2024, 06/30/2025)																		
7867	TERRACE HEIGHTS	01/21/1963	Active	10	0	0	0.00%	10		7	Y	7		06/2025				
7869	TOPPENISH	01/14/1948	Active	23	0	0	0.00%	24		4	Y		N	07/2022		\$65.00		



Club Health Assessment for District 19 S through November 2025

			Status	Membership						Reports				Finance	LCIF	
Club Number	Club Name	Charter Date	Times in Status Quo in Past 2 Years	Current Member Count **	YTD Members Added	YTD Members Dropped	YTD Net Growth% ***	Member Count 1 Year Ago	Dropped Members Avg.Length of Service	Months Since Membership Update	Current Officers Reported ****	Current President Repeated Term	VP Reported *****	Last Date Reported Service (mm/yyyy)	Account Balance	YTD Donations
7870	TOUCHET GARDENA	11/27/1962	Active	35	0	2	-5.41%	36	3	1	Y		N	10/2025		\$1,000.00
7836	TROY	08/01/1967	Active	27	1	2	-3.57%	27	1	0	Y			08/2025		
7872	WAITSBURG	02/22/1963	Active	65	3	5	-2.99%	65	13	1	Y		N	11/2025		
7873	WALLA WALLA DOWNTOWN	02/16/1929	Active	13	0	0	0.00%	12		3	Y	3	N	11/2025		
7874	WALLA WALLA EASTGATE	08/22/1956	Active	15	1	9	-34.78%	23	18	1	Y	2	R	07/2022		
7875	WAPATO	10/24/1938	Active(1)	10	1	2	-9.09%	11	8	2	N	None		10/2025		
7796	WASHTUCNA	03/13/1948	Active	12	2	0	20.00%	12		3	N	None		01/2020		
95114	WEST RICHLAND RED MOUNTAIN	01/30/2006	Active	18	0	0	0.00%	16		7	Y	5		12/2017		
29206	WHITEPINE	04/30/1974	Active	12	1	3	-14.29%	13	28	0	N	5	N	03/2022		
7797	WILBUR	06/10/1946	Active	47	0	0	0.00%	50		7	Y		IP	09/2019		
7877	YAKIMA	12/01/1922	Active	32	3	1	6.67%	28	55	2	Y		N	11/2025		
7878	ZILLAH	10/18/1938	Active	21	0	0	0.00%	23		0	Y	2	R	11/2025		

Clubs Cancelled Previous Fiscal Year – Clubs Cancelled within last 12 months may be reinstated

Club Number	Club Name	Charter Date	Current Status*	Cancellation Date
7776	KAHLOTUS	04/24/1972	Cancelled(8*)	12/30/2024

Current Total Clubs Count	YTD New Clubs Count	YTD Cancelled Clubs Count	YTD Net Club Gain	Current Total Members Count	YTD Add	YTD Drop	YTD Net Growth	YTD Net Growth %	Member Count 12 Months Ago	Average Member Count Per Club	% of Clubs with less than 20 members	% No Officer Report in 12 Months	% of Clubs with balance 90+ days	Number of Clubs in Status Quo	% Status Quo Clubs in Financial Suspension	Number of Cancelled Clubs	Average Cancelled Club Age	Members Lost Due to Cancellation	% of Clubs Cancelled for Non-Financial Reasons
59	0	0	0	1,585	76	99	-23	-1.43%	1,629	27	37%	2%	7%	0	0%	0	0	0	0%

* - P - Priority Club. Cancellation Reasons: 1-Objectives/conduct, 2-Non-active club, 5-Non-existing club, 6-Disbanding, 7-Merger, 8-Financial Suspension, 9-District/Multiple District Dues.

** Red denotes below 15 active members.

*** Red denotes 20% + loss.

**** Y - all 3 (President, Secretary, Treasurer) club officers reported, N - not all 3 reported.

***** Abbreviation: N-New, IP-Immediate Past, R-Repeat.



Club Health Assessment for District 20 N through November 2025

			Status	Membership						Reports				Finance	LCIF	
Club Number	Club Name	Charter Date	Times in Status Quo in Past 2 Years	Current Member Count **	YTD Members Added	YTD Members Dropped	YTD Net Growth% ***	Member Count 1 Year Ago	Dropped Members Avg.Length of Service	Months Since Membership Update	Current Officers Reported ****	Current President Repeated Term	VP Reported *****	Last Date Reported Service (mm/yyyy)	Account Balance	YTD Donations
Clubs less than two years old																
172076	New York Bangladeshi American Buffalo	06/11/2024	Status Quo(2)	22	0	0	0.00%	24		5	N	None		06/2025	90+ Days	
Clubs more than two years old																
8009	AKRON Exc Award (06/30/2020)	10/18/1944	Status Quo(1)	57	0	1	-1.72%	53	11	0	Y	2	R	10/2025	90+ Days	\$199.00
8029	AMHERST	04/30/1952	Active	16	0	0	0.00%	16		7	Y	2	R	11/2025		
8012	ARCADE	12/09/1941	Active	19	0	1	-5.00%	20	19	4	Y	4		06/2025		\$100.00
8013	BARKER Exc Award (06/30/2022)	02/04/1947	Active	75	1	1	0.00%	68	40	0	Y		N	10/2025		\$1,000.00
8015	BOSTON Exc Award (06/30/2021)	02/26/1969	Active	16	0	0	0.00%	15		4	Y		R	08/2025		
8016	BUFFALO HOST Exc Award (06/30/2020)	10/17/1921	Active	17	0	0	0.00%	17		17	N	None		06/2025		
8019	BUFFALO KENSINGTON	01/07/1946	Active(1)	19	0	0	0.00%	19		6	Y		N	03/2025		
8023	CHEEKTOWAGA	07/23/1952	Active	15	2	0	15.38%	13		1	Y	2	R	10/2025		\$5.00
8024	CLARENCE Exc Award (06/30/2022, 06/30/2023, 06/30/2024)	04/17/1947	Active	31	6	1	19.23%	27	1	0	Y	4	R	07/2025		
8027	DUNKIRK-FREDONIA	08/25/1941	Active	17	0	0	0.00%	19		7	Y	6	N	06/2025		
8028	EAST AURORA Exc Award (06/30/2021)	08/23/1946	Active	28	1	4	-9.68%	27	17	1	Y	2	N	11/2025		\$11,725.00
48469	ELLCOTTVILLE FRANKLINVILLE	04/20/1988	Status Quo(1)	0	0	7	-100.00%	10	28	2	N	None		12/2024	90+ Days	
8011	EVANS TOWNSHIP L C	01/31/1946	Active	21	0	1	-4.55%	20	1	4	Y		N	07/2025		
8032	FREWSBURG Exc Award (06/30/2021)	05/10/1945	Active	27	2	0	8.00%	28		2	Y		N	11/2025		\$50.00
8033	GASPORT	05/16/1951	Active	32	1	2	-3.03%	35	11	1	Y		N	01/2025		
8035	GOWANDA	11/04/1959	Active	15	1	0	7.14%	17		1	Y		R	02/2020		
8036	GRAND ISLAND	10/24/1956	Active	33	8	1	26.92%	25	17	2	Y		N	10/2025		\$125.00
8038	JAMESTOWN	06/06/1922	Active	23	0	0	0.00%	23		1	Y	3	R	06/2025		



Club Health Assessment for District 20 N through November 2025

			Status	Membership						Reports				Finance	LCIF	
Club Number	Club Name	Charter Date	Times in Status Quo in Past 2 Years	Current Member Count **	YTD Members Added	YTD Members Dropped	YTD Net Growth% ***	Member Count 1 Year Ago	Dropped Members Avg.Length of Service	Months Since Membership Update	Current Officers Reported ****	Current President Repeated Term	VP Reported *****	Last Date Reported Service (mm/yyyy)	Account Balance	YTD Donations
8039	KENMORE	05/08/1929	Active	43	3	0	7.50%	45		2	Y	2	R	09/2025		\$1,100.00
8041	LANCASTER	07/29/1952	Active	35	0	1	-2.78%	38	45	3	Y		N	11/2025		\$130.00
105675	LEWISTON COMMUNITY	06/03/2009	Active	21	0	0	0.00%	21		12	Y	3	R	08/2025		
	Exc Award (06/30/2017, 06/30/2021, 06/30/2024)															
34168	LITTLE VALLEY	06/29/1977	Active	16	0	0	0.00%	17		8	N	None		11/2023		
8043	LOCKPORT	10/03/1939	Active	28	1	6	-15.15%	29	20	0	Y	2	R	06/2025		
	Exc Award (06/30/2023)															
8044	MAYVILLE CHAUTAUQUA	03/28/1947	Active	19	0	0	0.00%	16		6	Y		IP	09/2025		
	Exc Award (06/30/2024)															
8045	NEWFANE	10/22/1941	Active	66	2	1	1.54%	63	39	2	Y		N	06/2025	90+ Days	
140730	Niagara Falls Community	02/10/2020	Active	22	1	1	0.00%	21	3	0	Y		N	09/2025		\$60.00
129657	Niagara University	12/28/2016	Active	7	0	0	0.00%	7		13	N	None		12/2019		
126501	North Buffalo Community	01/08/2016	Cancelled(6*)	0	0	7	-100.00%	7	8	1	N	None		09/2019	90+ Days	\$500.00
8048	OLCOTT	07/01/1958	Active	21	3	0	16.67%	18		2	Y	2	R	10/2025		
8049	OLEAN PORTVILLE	11/20/1952	Active	20	0	0	0.00%	20		2	N	None		08/2024	90+ Days	
8050	ORCHARD PARK	09/19/1944	Active	46	1	2	-2.13%	47	5	0	Y	2	R	11/2025		
8051	PENDLETON	02/10/1969	Active	22	3	0	15.79%	22		2	Y			06/2025		
	Exc Award (06/30/2018)															
8054	RANDOLPH	10/24/1938	Active	45	1	2	-2.17%	46	10	1	Y			11/2025		
	Exc Award (06/30/2023)															
8058	SHERIDAN DRIVE	10/20/1952	Active	17	6	0	54.55%	12		1	Y	2	R	11/2025		\$160.00
127103	Tonawandas Erie Canal Gateway	03/22/2016	Active	18	1	0	5.88%	20		2	Y	7	R	10/2025	90+ Days	\$1,076.00
	Exc Award (06/30/2020)															
8037	TOWN OF HAMBURG	11/19/1941	Active	16	2	2	0.00%	18	16	4	Y	8	R	09/2025		
8062	TOWN OF NIAGARA	02/18/1953	Active	26	1	0	4.00%	25		4	Y		N	10/2024		\$20.00
8063	TOWN OF WHEATFIELD L C	10/09/1973	Active	27	2	0	8.00%	26		4	Y	4		04/2025	90+ Days	\$1,000.00
	Exc Award (06/30/2021)															
8064	WEST SENECA	01/27/1953	Active	75	3	6	-3.85%	72	23	1	Y		N	07/2025		\$1,200.00
	Exc Award (06/30/2021)															
144143	Western New York Riding	12/18/2020	Active	37	3	1	5.71%	38	3	0	Y		N	10/2025		\$50.00



Club Health Assessment for District 20 N through November 2025

INTERNATIONAL

Club Number	Club Name	Charter Date	Status	Membership						Reports				Finance	LCIF	
			Times in Status Quo in Past 2 Years	Current Member Count **	YTD Members Added	YTD Members Dropped	YTD Net Growth% ***	Member Count 1 Year Ago	Dropped Members Avg.Length of Service	Months Since Membership Update	Current Officers Reported ****	Current President Repeated Term	VP Reported *****	Last Date Reported Service (mm/yyyy)	Account Balance	YTD Donations
8066	WILSON	10/24/1941	Active	27	1	8	-20.59%	33	5	0	Y			06/2024		
Exc Award (06/30/2018, 06/30/2022)																
8067	YOUNGSTOWN	08/17/1948	Active	31	0	2	-6.06%	32	4	1	Y	2	R	11/2025		

Clubs Cancelled Previous Fiscal Year – Clubs Cancelled within last 12 months may be reinstated

Club Number	Club Name	Charter Date	Current Status*	Cancellation Date
141198	Greater Buffalo Adaptive Sports	06/22/2020	Cancelled(8*)	12/30/2024
8060	SPRINGVILLE	09/27/1946	Cancelled(6*)	06/29/2025

Current Total Clubs Count	YTD New Clubs Count	YTD Cancelled Clubs Count	YTD Net Club Gain	Current Total Members Count	YTD Add	YTD Drop	YTD Net Growth	YTD Net Growth %	Member Count 12 Months Ago	Average Member Count Per Club	% of Clubs with less than 20 members	% No Officer Report in 12 Months	% of Clubs with balance 90+ days	Number of Clubs in Status Quo	% Status Quo Clubs in Financial Suspension	Number of Cancelled Clubs	Average Cancelled Club Age	Members Lost Due to Cancellation	% of Clubs Cancelled for Non-Financial Reasons
42	0	1	-1	1,168	56	58	-2	-0.17%	1,169	28	36%	12%	17%	3	100%	1	93	7	0%

* - P - Priority Club. Cancellation Reasons: 1-Objectives/conduct, 2-Non-active club, 5-Non-existing club, 6-Disbanding, 7-Merger, 8-Financial Suspension, 9-District/Multiple District Dues.

** Red denotes below 15 active members.

*** Red denotes 20% + loss.

**** Y - all 3 (President, Secretary, Treasurer) club officers reported, N - not all 3 reported.

***** Abbreviation: N-New, IP-Immediate Past, R-Repeat.



Club Health Assessment for District 20 E1 through November 2025

			Status	Membership						Reports				Finance	LCIF	
Club Number	Club Name	Charter Date	Times in Status Quo in Past 2 Years	Current Member Count **	YTD Members Added	YTD Members Dropped	YTD Net Growth% ***	Member Count 1 Year Ago	Dropped Members Avg.Length of Service	Months Since Membership Update	Current Officers Reported ****	Current President Repeated Term	VP Reported *****	Last Date Reported Service (mm/yyyy)	Account Balance	YTD Donations
Clubs more than two years old																
8068	ALBION	08/19/1924	Active	19	0	2	-9.52%	21	22	0	Y	2	R	09/2025		
8069	ALFRED	02/20/1966	Active	17	0	0	0.00%	19		5	Y		N	09/2025		
8071	ANDOVER	11/24/1971	Active	30	0	1	-3.23%	31	41	3	Y	2		10/2025		
8072	ANGELICA	06/10/1969	Active(1)	13	0	0	0.00%	12		7	Y	7		07/2025		
Exc Award (06/30/2017)																
8073	ATTICA	04/13/1951	Active	75	3	3	0.00%	73	24	1	Y		N	08/2025		
8074	AVON	04/24/1953	Active	58	0	6	-9.38%	63	15	0	Y		N	09/2025		
Exc Award (06/30/2019, 06/30/2021)																
8075	BATAVIA	04/08/1946	Active	38	0	0	0.00%	37		11	Y		N	08/2025		
45359	BELFAST	09/30/1985	Active	38	0	0	0.00%	39		2	Y	6	N	08/2025		\$500.00
8076	BOLIVAR	03/31/1970	Active	29	1	0	3.57%	31		2	Y	3	R	11/2025		
Exc Award (06/30/2017, 06/30/2018, 06/30/2019, 06/30/2020, 06/30/2021)																
8078	BROCKPORT	01/31/1951	Active	71	1	1	0.00%	70	67	0	Y	2	R	11/2025		
Exc Award (06/30/2017, 06/30/2018, 06/30/2019, 06/30/2024)																
8079	CALEDONIA MUMFORD	09/09/1929	Active	21	0	0	0.00%	19		7	Y	19	R	08/2025		
8080	CANASERAGA	04/30/1953	Active	15	0	0	0.00%	15		4	Y		R	11/2025		
8081	CHILI	09/09/1964	Active	30	0	0	0.00%	28		5	Y	2	N	10/2025		
Exc Award (06/30/2016, 06/30/2020, 06/30/2023, 06/30/2024)																
8082	CHURCHVILLE	10/30/1950	Active	38	0	0	0.00%	40		0	Y	2	R	07/2025		\$250.00
60700	CLARENDON	04/27/1998	Active	16	1	0	6.67%	16		1	Y	12	R	11/2025		\$751.25
Exc Award (06/30/2024)																
44518	CUBA	01/25/1985	Active	22	0	0	0.00%	22		4	Y		N	09/2025		
8083	DANSVILLE	10/17/1941	Active	54	1	0	1.89%	47		0	Y			11/2025		\$180.00
Exc Award (06/30/2018, 06/30/2024)																
145950	Dansville Lioness	05/21/2021	Active	19	0	6	-24.00%	14	2	1	Y	4	R	09/2025		
8085	FAIRPORT	08/17/1949	Active	37	2	3	-2.63%	36	32	1	Y			08/2025		
8086	GATES GREECE	06/28/1950	Active	22	0	0	0.00%	22		5	Y	4		10/2025		



Club Health Assessment for District 20 E1 through November 2025


			Membership							Reports				Finance		LCIF
Club Number	Club Name	Charter Date	Times in Status Quo in Past 2 Years	Current Member Count **	YTD Members Added	YTD Members Dropped	YTD Net Growth% ***	Member Count 1 Year Ago	Dropped Members Avg.Length of Service	Months Since Membership Update	Current Officers Reported ****	Current President Repeated Term	VP Reported *****	Last Date Reported Service (mm/yyyy)	Account Balance	YTD Donations
43612	HAMLIN	03/19/1984	Active	30	0	3	-9.09%	35	16	0	Y	3	R	08/2025		
Exc Award (06/30/2024)																
8088	HILTON	11/09/1967	Active	28	0	4	-12.50%	28	10	1	Y	2	R	09/2025		\$280.00
8090	IRONDEQUOIT	06/05/1950	Active	18	0	0	0.00%	18		5	Y	3	N	08/2025		
Exc Award (06/30/2023, 06/30/2024)																
30149	KENDALL	01/28/1975	Active	59	0	0	0.00%	56		5	Y		N	10/2025		
Exc Award (06/30/2020, 06/30/2024)																
8093	LYNDONVILLE	08/22/1951	Active	33	1	2	-2.94%	32	15	0	Y	2	N	07/2025		\$1,000.00
8094	MAPLE CITY L C	04/23/1969	Active	15	0	1	-6.25%	17	5	4	Y	3	N	08/2025		
8095	MEDINA	09/19/1935	Active	56	0	0	0.00%	57		5	Y		N	11/2025		
Exc Award (06/30/2023, 06/30/2024)																
8099	ROCHESTER DOWNTOWN HOST	09/02/1921	Active	13	0	2	-13.33%	14	7	3	Y		N	11/2025		\$50.00
129688	Rochester Flaum Eye Institute	03/07/2017	Active	7	0	0	0.00%	7		27	N	11		09/2025		
36100	RUSH	10/27/1978	Active	10	0	6	-37.50%	18	5	0	Y	4	R	11/2023		
35301	SCIO	03/27/1978	Active	29	0	0	0.00%	28		4	Y		N	11/2025		
8102	SCOTTSVILLE	01/10/1957	Active	18	0	0	0.00%	16		7	Y	4		08/2025		
Exc Award (06/30/2018)																
8103	VARYSBURG	05/03/1971	Active(2)	21	0	0	0.00%	23		5	Y		N	10/2025		
8144	WALWORTH	04/25/1972	Active	39	0	0	0.00%	41		4	Y	2	R	07/2025		
Exc Award (06/30/2023)																
8105	WEBSTER	03/27/1950	Active	30	1	1	0.00%	30	2	0	Y	3	R	09/2025		
8106	WELLSVILLE	01/08/1942	Active	55	3	1	3.77%	62	18	0	Y		N	10/2025		\$100.00

Clubs Cancelled Previous Fiscal Year – Clubs Cancelled within last 12 months may be reinstated

Club Number	Club Name	Charter Date	Current Status*	Cancellation Date
8097	OAKFIELD ALABAMA	06/29/1951	Cancelled(6*)	06/29/2025



Club Health Assessment for District 20 E1 through November 2025

<div>International Club of Presidents</div>						Status		Membership					Reports				Finance		LCIF
						Times in Status Quo in Past 2 Years		Current Member Count **	YTD Members Added	YTD Members Dropped	YTD Net Growth***	Member Count 1 Year Ago	Dropped Members Avg.Length of Service	Months Since Membership Update	Current Officers Reported ****	Current President Repeated Term	VP Reported *****	Last Date Reported Service (mm/yyyy)	Account Balance
Club Number	Club Name		Charter Date																
Current Total Clubs Count	YTD New Clubs Count	YTD Cancelled Clubs Count	YTD Net Club Gain	Current Total Members Count	YTD Add	YTD Drop	YTD Net Growth %	Member Count 12 Months Ago	Average Member Count Per Club	% of Clubs with less than 20 members	% No Officer Report in 12 Months	% of Clubs with balance 90+ days	Number of Clubs in Status Quo	% Status Quo Clubs in Financial Suspension	Number of Cancelled Clubs	Average Cancelled Club Age	Members Lost Due to Cancellation	% of Clubs Cancelled for Non-Financial Reasons	
36	0	0	0	1,123	14	42	-28	-2.43%	1,137	31	33%	0%	0%	0	0%	0	0	0	0%

* - P - Priority Club. Cancellation Reasons: 1-Objectives/conduct, 2-Non-active club, 5-Non-existing club, 6-Disbanding, 7-Merger, 8-Financial Suspension, 9-District/Multiple District Dues.

** Red denotes below 15 active members.

*** Red denotes 20% + loss.

**** Y - all 3 (President, Secretary, Treasurer) club officers reported, N - not all 3 reported.

***** Abbreviation: N-New, IP-Immediate Past, R-Repeat.



Club Health Assessment for District 20 E2 through November 2025

			Status	Membership						Reports				Finance		LCIF
Club Number	Club Name	Charter Date	Times in Status Quo in Past 2 Years	Current Member Count **	YTD Members Added	YTD Members Dropped	YTD Net Growth% ***	Member Count 1 Year Ago	Dropped Members Avg.Length of Service	Months Since Membership Update	Current Officers Reported ****	Current President Repeated Term	VP Reported *****	Last Date Reported Service (mm/yyyy)	Account Balance	YTD Donations
Clubs more than two years old																
8107	APALACHIN	02/08/1956	Active	52	0	1	-1.89%	53	4	1	Y	2	N	10/2025		
8112	BIG FLATS	02/09/1970	Active	11	0	1	-8.33%	13	7	0	N	7	R	11/2025		
Exc Award (06/30/2018)																
8119	BLOOMFIELD	06/28/1949	Active	18	1	0	5.88%	16		1	Y		N	06/2025		
8113	CAMPBELL	07/24/1951	Active	11	0	0	0.00%	12		10	Y	5	R	12/2024		
32317	CANANDAIGUA	05/28/1976	Active	7	0	1	-12.50%	8	41	2	N	6		09/2025		
Exc Award (06/30/2016)																
8116	CLYDE	12/27/1948	Active	7	0	0	0.00%	7		7	Y	6	R	10/2023		\$100.00
8117	COHOCTON	10/20/1954	Active	35	0	0	0.00%	29		1	N			12/2024		
8118	CORNING	09/09/1925	Active	47	0	7	-12.96%	54	5	0	Y	2		11/2025	90+ Days	\$5,210.00
Exc Award (06/30/2016, 06/30/2020, 06/30/2023, 06/30/2024)																
61972	GENEVA	05/24/1999	Cancelled(6*)	0	0	0	0.00%	4		2	N	None		11/2023		
122834	Hector Area	07/25/2014	Active	34	0	1	-2.86%	33	7	0	Y		N	11/2025		
8122	HORSEHEADS	12/10/1952	Active	20	4	0	25.00%	15		0	Y		N	03/2024		
8123	ITHACA	05/23/1951	Active	15	0	0	0.00%	15		5	Y	10	N	10/2025		\$100.00
8124	LANSING	04/03/1961	Active	19	0	0	0.00%	21		5	Y			12/2023		
62794	MANCHESTER-SHORTSVILLE	02/21/2000	Active	14	0	1	-6.67%	13	29	1	N	None	N	06/2025		
Exc Award (06/30/2017)																
8128	NEWFIELD	01/25/1971	Active	23	0	0	0.00%	24		5	Y	8	R	06/2025		
8129	NORTH ROSE	04/23/1958	Active	19	1	0	5.56%	18		2	Y			06/2025		\$1,000.00
Exc Award (06/30/2018)																
8131	OVID WILLARD	06/13/1951	Active	15	2	2	0.00%	19	34	0	Y	2	N	11/2025		
Exc Award (06/30/2017, 06/30/2018, 06/30/2023)																
8132	OWEGO	11/14/1951	Active	10	0	0	0.00%	13		7	Y	2	R	11/2025		
8133	PALMYRA-MACEDON	05/20/1958	Active	24	0	2	-7.69%	29	27	0	Y	2	N	11/2025		\$100.00
PAL-MAC																
8134	PENN YAN	05/26/1969	Active	71	1	4	-4.05%	76	16	0	Y		N	11/2025		\$275.00
Exc Award (06/30/2017, 06/30/2018, 06/30/2020)																



Club Health Assessment for District 20 E2 through November 2025

				Membership							Reports				Finance		LCIF		
Club Number	Club Name	Charter Date	Status		Current Member Count **	YTD Members Added	YTD Members Dropped	YTD Net Growth***	Member Count 1 Year Ago	Dropped Members Avg.Length of Service	Months Since Membership Update	Current Officers Reported ****	Current President Repeated Term	VP Reported *****	Last Date Reported Service (mm/yyyy)	Account Balance	YTD Donations		
			Times in Status Quo in Past 2 Years																
8135	PHELPS	10/24/1956	Active		11	0	0	0.00%	11		3	Y	4	R	11/2025				
	Exc Award (06/30/2023)																		
8137	RUSHVILLE	03/30/1953	Active		31	0	1	-3.13%	33	12	1	Y		N	12/2024		\$2,000.00		
	Exc Award (06/30/2017)																		
8139	SODUS	10/31/1972	Active		18	0	0	0.00%	20		5	Y	2		11/2025				
143590	Sodus Pride Lioness	11/19/2020	Active		51	3	0	6.25%	43		0	Y		N	10/2025				
	Exc Award (06/30/2023, 06/30/2024)																		
43467	SPENCER & CANDOR	02/06/1984	Active		20	0	0	0.00%	25		5	Y	3	N	11/2025		\$30.00		
	Exc Award (06/30/2016, 06/30/2018)																		
28175	TIOGA-NICHOLS	03/22/1974	Active		17	0	0	0.00%	19		4	Y	20	R	11/2025				
46011	TRUMANSBURG	04/14/1986	Active		13	0	1	-7.14%	14	15	3	Y			05/2025		\$50.00		
	Exc Award (06/30/2016)																		
8141	TWIN CITIES	09/05/1935	Active		20	0	0	0.00%	19		1	Y	11		12/2023		\$200.00		
8142	UNION SPRINGS	09/18/1957	Active		62	0	1	-1.59%	61	29	2	Y	3	N	11/2025		\$147.00		
	Exc Award (06/30/2017)																		
8143	VICTOR	02/05/1940	Active		20	3	1	11.11%	18	14	0	Y			11/2023				
8145	WATERLOO	01/28/1947	Active		13	0	0	0.00%	11		4	Y	6	N	11/2025				
48255	WATKINS GLEN-MONTOUR FALLS	03/14/1988	Active		38	2	1	2.70%	38	38	1	Y	2	N	10/2025		\$10.00		
8147	WAVERLY	01/28/1930	Active		12	0	0	0.00%	12		3	Y	8		12/2023				
8148	WEEDSPORT	05/28/1948	Active		17	0	0	0.00%	16		10	Y	3	R	12/2023				
8149	WOLCOTT	05/08/1953	Active		25	4	1	13.64%	25	12	4	Y	2	R	07/2025				
Current Total Clubs Count	YTD New Clubs Count	YTD Cancelled Clubs Count	YTD Net Club Gain	Current Total Members Count	YTD Add	YTD Drop	YTD Net Growth	YTD Net Growth %	Member Count 12 Months Ago	Average Member Count Per Club	% of Clubs with less than 20 members	% No Officer Report in 12 Months	% of Clubs with balance 90+ days	Number of Clubs in Status Quo	% Status Quo Clubs in Financial Suspension	Number of Cancelled Clubs	Average Cancelled Club Age	Members Lost Due to Cancellation	% of Clubs Cancelled for Non-Financial Reasons
34	0	1	-1	820	21	26	-5	-0.61%	837	24	53%	0%	3%	0	0%	1	26	0	100%

* - P - Priority Club. Cancellation Reasons: 1-Objectives/conduct, 2-Non-active club, 5-Non-existing club, 6-Disbanding, 7-Merger, 8-Financial Suspension, 9-District/Multiple District Dues.

** Red denotes below 15 active members.

*** Red denotes 20% + loss.

**** Y - all 3 (President, Secretary, Treasurer) club officers reported, N - not all 3 reported.

***** Abbreviation: N-New, IP-Immediate Past, R-Repeat.




Club Health Assessment for District 20 W through November 2025

			Status	Membership						Reports				Finance	LCIF	
Club Number	Club Name	Charter Date	Times in Status Quo in Past 2 Years	Current Member Count **	YTD Members Added	YTD Members Dropped	YTD Net Growth% ***	Member Count 1 Year Ago	Dropped Members Avg.Length of Service	Months Since Membership Update	Current Officers Reported ****	Current President Repeated Term	VP Reported *****	Last Date Reported Service (mm/yyyy)	Account Balance	YTD Donations
Clubs less than two years old																
157350	SUNY UAlbany Campus	03/13/2024	Active	20	0	5	-20.00%	24	1	3	Y	2	N	11/2024	90+ Days	
Clubs more than two years old																
8295	ALBANY & TROY	09/30/1925	Active	29	0	0	0.00%	28		1	Y		N	06/2025		
8259	BALLSTON SPA	08/29/1949	Active	39	2	1	2.63%	37	76	1	Y		N	10/2025		
8260	BETHLEHEM	11/11/1954	Active	16	0	0	0.00%	19		5	Y		N	01/2025		
75996	BROADALBIN - PERTH	06/30/2003	Active	27	0	1	-3.57%	30	6	4	Y	4	N	07/2025		\$756.46
Exc Award (06/30/2022, 06/30/2023)																
8261	CAMBRIDGE	09/07/1934	Active	10	0	0	0.00%	10		6	Y	3		05/2025		\$280.00
8153	CHAZY	10/03/1956	Active	39	0	3	-7.14%	42	2	2	Y	4	N	11/2025		
Exc Award (06/30/2022, 06/30/2023)																
8155	CLIFTON FINE	11/22/1948	Active	27	0	0	0.00%	23		4	Y			07/2025		
8263	CLINTON	01/09/1958	Active	25	1	1	0.00%	24	2	1	Y	2	R	11/2025		
Exc Award (06/30/2019, 06/30/2022, 06/30/2023)																
8266	DEERFIELD	05/24/1956	Active	5	0	0	0.00%	5		4	Y	6		09/2018		
8267	DUANE L C	06/16/1955	Active	22	1	0	4.76%	21		2	Y	2	R	08/2025		
8158	EDWARDS	12/11/1961	Active	16	0	0	0.00%	23		7	Y	2	R	10/2025		
Exc Award (06/30/2023)																
39861	FONDA & FULTONVILLE	05/21/1981	Active	14	1	1	0.00%	16	32	0	Y	4	N	11/2025		
37671	GALWAY	11/16/1979	Active	55	0	1	-1.79%	58	43	2	Y		N	11/2025	90+ Days	\$210.00
Exc Award (06/30/2019, 06/30/2022)																
8271	GLENS FALLS	10/31/1939	Active	24	0	0	0.00%	31		3	Y		R	06/2025		\$250.00
8160	GOUVERNEUR	10/31/1935	Active	35	2	0	6.06%	38		2	Y		N	09/2025		\$100.00
46507	GREATER HERKIMER	08/11/1986	Active	36	0	0	0.00%	34		8	Y	7	N	04/2025		
8278	GREATER JOHNSTOWN	09/14/1961	Active	43	2	0	4.88%	44		0	Y		N	10/2025		
8284	GREATER RAVENA AREA	09/16/1959	Active	14	2	0	16.67%	12		1	Y	2		10/2025		\$270.00
8274	GREENWICH	01/28/1954	Active	34	0	0	0.00%	34		2	Y	2	R	07/2025		
8276	HADLEY LUZERNE	03/25/1947	Active	14	1	2	-6.67%	14	9	1	Y	4	R	03/2025		



Club Health Assessment for District 20 W through November 2025

			Status	Membership						Reports				Finance	LCIF	
Club Number	Club Name	Charter Date	Times in Status Quo in Past 2 Years	Current Member Count **	YTD Members Added	YTD Members Dropped	YTD Net Growth% ***	Member Count 1 Year Ago	Dropped Members Avg.Length of Service	Months Since Membership Update	Current Officers Reported ****	Current President Repeated Term	VP Reported *****	Last Date Reported Service (mm/yyyy)	Account Balance	YTD Donations
8161	HEUVELTON	04/18/1972	Active	9	1	0	12.50%	9		4	Y		N	07/2024	90+ Days	
8277	HOLLAND PATENT	06/12/1972	Active	12	0	1	-7.69%	12	3	1	Y	2	N	07/2025		\$500.00
8164	LAKE PLACID	08/18/1939	Active	31	0	0	0.00%	33		6	N	None	N	08/2024		\$100.00
67378	LISBON	02/28/2003	Active	21	0	0	0.00%	20		5	Y	5	N	05/2025		
8165	LONG LAKE	09/11/1957	Active	27	4	0	17.39%	21		0	Y	4	R	07/2025		
Exc Award (06/30/2023)																
8168	MALONE	10/24/1949	Active	15	0	0	0.00%	12		8	N	None		12/2024		
127665	Marcy Telephone	05/27/2016	Active	9	0	0	0.00%	9		32	N	None		09/2024		
8279	MECHANICVILLE-STILLWATE R L C	01/13/1942	Active	28	1	1	0.00%	28	31	1	Y	2	R	04/2025		
8281	NEW HARTFORD NY MILLS WHITESTOWN	01/28/1948	Active	12	0	0	0.00%	12		8	Y		N	06/2025		
8171	NEWCOMB	01/25/1966	Active	46	1	3	-4.17%	50	13	1	Y		N	11/2025		
8173	OGDENSBURG	10/27/1955	Active	32	0	2	-5.88%	35	29	1	Y	3	N	04/2025		
8174	PERU	01/23/1945	Active	25	0	0	0.00%	26		5	Y	2	R	06/2025	\$300.00	
Exc Award (06/30/2023)																
8175	PLATTSBURGH	09/25/1939	Active	34	0	4	-10.53%	36	35	1	Y		N	05/2025	\$1,035.00	
Exc Award (06/30/2023)																
8176	RAQUETTE RIVER	09/25/1936	Active	23	0	0	0.00%	22		9	N	None		12/2024		
8178	SARANAC LAKE	08/30/1939	Cancelled(8*)	0	0	5	-100.00%	4	10	4	N	None		12/2024	90+ Days	
8287	SARATOGA SPRINGS	10/15/1925	Active	80	2	0	2.56%	77		1	Y		N	10/2025	90+ Days	\$70.00
8291	SAUQUOIT VALLEY	06/30/1955	Active	33	0	1	-2.94%	33	4	4	Y	5	R	10/2025		
Exc Award (06/30/2024)																
8289	SCHUYLERVILLE	05/17/1962	Active	13	0	3	-18.75%	17	32	3	Y	7	R	09/2024		\$1,000.00
8290	SCOTIA-GLENVILLE	09/08/1954	Active	27	5	1	17.39%	22	0	0	Y	6	N	11/2024	90+ Days	
8292	SPECULATOR	05/15/1952	Active	18	3	0	20.00%	15		1	Y	2		04/2025	90+ Days	
45321	TOWN OF GREENFIELD	08/09/1985	Active	34	1	1	0.00%	33	35	1	Y		N	11/2025		\$100.00
Exc Award (06/30/2022)																
8293	TOWN OF HOOSICK	10/27/1960	Active	30	0	1	-3.23%	33	3	0	Y	2	R	05/2025		
8183	TOWN OF SCHROON	10/09/1957	Active	44	3	2	2.33%	42	20	2	Y		N	09/2025		
Exc Award (06/30/2022)																



Club Health Assessment for District 20 W through November 2025

						Status		Membership					Reports				Finance		LCIF
						Times in Status Quo in Past 2 Years	Current Member Count **	YTD Members Added	YTD Members Dropped	YTD Net Growth% ***	Member Count 1 Year Ago	Dropped Members Avg.Length of Service	Months Since Membership Update	Current Officers Reported ****	Current President Repeated Term	VP Reported *****	Last Date Reported Service (mm/yyyy)	Account Balance	YTD Donations
Club Number	Club Name	Charter Date																	
30570	TOWN OF WRIGHT/SCHOHARIE VLY	04/16/1975	Active	9	0	0	0.00%	10		7	N	None		11/2024					
8184	TUPPER LAKE	08/12/1935	Active	45	5	0	12.50%	40		0	Y			10/2025					
8296	UTICA	02/08/1924	Active	12	2	0	20.00%	11		2	Y	11	R	10/2025					
8297	WATERFORD	11/24/1939	Active(1)	15	0	0	0.00%	15		14	Y	6		05/2025					
Current Total Clubs Count	YTD New Clubs Count	YTD Cancelled Clubs Count	YTD Net Club Gain	Current Total Members Count	YTD Add	YTD Drop	YTD Net Growth	YTD Net Growth %	Member Count 12 Months Ago	Average Member Count Per Club	% of Clubs with less than 20 members	% No Officer Report in 12 Months	% of Clubs with balance 90+ days	Number of Clubs in Status Quo	% Status Quo Clubs in Financial Suspension	Number of Cancelled Clubs	Average Cancelled Club Age	Members Lost Due to Cancellation	% of Clubs Cancelled for Non-Financial Reasons
47	0	1	-1	1,228	40	40	0	0.00%	1,244	26	36%	9%	13%	0	0%	1	86	5	0%

* - P - Priority Club. Cancellation Reasons: 1-Objectives/conduct, 2-Non-active club, 5-Non-existing club, 6-Disbanding, 7-Merger, 8-Financial Suspension, 9-District/Multiple District Dues.

** Red denotes below 15 active members.

*** Red denotes 20% + loss.

**** Y - all 3 (President, Secretary, Treasurer) club officers reported, N - not all 3 reported.

***** Abbreviation: N-New, IP-Immediate Past, R-Repeat.



Club Health Assessment for District 20 Y through November 2025

			Status	Membership						Reports				Finance	LCIF	
Club Number	Club Name	Charter Date	Times in Status Quo in Past 2 Years	Current Member Count **	YTD Members Added	YTD Members Dropped	YTD Net Growth% ***	Member Count 1 Year Ago	Dropped Members Avg.Length of Service	Months Since Membership Update	Current Officers Reported ****	Current President Repeated Term	VP Reported *****	Last Date Reported Service (mm/yyyy)	Account Balance	YTD Donations
Clubs more than two years old																
41155	BAINBRIDGE	04/05/1982	Active	39	0	1	-2.50%	46	40	3	Y		N	08/2025		
8187	BALDWINSVILLE	09/01/1948	Active	14	1	1	0.00%	18	28	2	Y	3	R	07/2025		
8188	BINGHAMTON	11/19/1924	Active	18	1	0	5.88%	16		1	Y		N	10/2025		
150240	Boonville	03/28/2022	Active	48	4	1	6.67%	60	2	2	Y	5	R	11/2025		\$500.00
Exc Award (06/30/2023)																
8191	CAMDEN	11/13/1963	Active	22	0	4	-15.38%	25	5	1	Y		N	02/2025		
Exc Award (06/30/2023)																
8192	CANASTOTA	11/10/1947	Active	35	2	3	-2.78%	37	11	4	Y	8	R	11/2025		
Exc Award (06/30/2018, 06/30/2023)																
8151	CAPE VINCENT	02/15/1971	Active	19	1	0	5.56%	20		0	Y	12	N	11/2025		
8152	CARTHAGE	09/16/1940	Active	24	1	1	0.00%	26	11	1	Y	8	R	09/2025	90+ Days	
8193	CAZENOVIA	04/17/1969	Active	31	0	2	-6.06%	32	7	0	Y	3	R	10/2025		
8194	CENTRAL SQUARE	11/19/1948	Active	25	0	0	0.00%	24		7	Y	2	R	10/2025		\$125.00
Exc Award (06/30/2020, 06/30/2023)																
8196	CHITTENANGO	12/15/1971	Active	42	1	0	2.44%	45		2	Y		N	10/2025		\$1,090.00
Exc Award (06/30/2023)																
8154	CLAYTON	10/31/1955	Active	19	0	1	-5.00%	20	37	3	Y	2	R	11/2025		
8199	COOPERSTOWN	12/08/1950	Active	41	0	0	0.00%	42		4	Y		N	11/2025		\$600.00
Exc Award (06/30/2020, 06/30/2023)																
8156	CROGHAN	12/19/1958	Active	21	1	0	5.00%	19		2	Y	2	R	10/2025		
Exc Award (06/30/2023)																
8201	DEPOSIT	04/18/1955	Active	14	1	0	7.69%	13		0	Y	2	N	11/2025	90+ Days	\$350.00
Exc Award (06/30/2025)																
8202	DOWNSVILLE	08/19/1954	Active	10	0	0	0.00%	13		5	Y	2	R	09/2025		
8204	ENDICOTT	09/14/1938	Active	7	2	2	0.00%	7	5	0	Y			11/2025		\$530.00
Exc Award (06/30/2020, 06/30/2021)																
8207	FULTON	02/27/1953	Active	29	2	2	0.00%	30	9	0	Y		N	06/2025		\$1,000.00
8208	GREENE	09/17/1951	Active	61	2	2	0.00%	62	9	0	Y		N	10/2025	90+ Days	
Exc Award (06/30/2020, 06/30/2023)																
146205	Hastings	05/19/2021	Active(1)	23	0	1	-4.17%	24	4	0	Y	2	N	11/2025		\$65.00



Club Health Assessment for District 20 Y through November 2025

			Status	Membership					Reports					Finance	LCIF	
Club Number	Club Name	Charter Date	Times in Status Quo in Past 2 Years	Current Member Count **	YTD Members Added	YTD Members Dropped	YTD Net Growth% ***	Member Count 1 Year Ago	Dropped Members Avg.Length of Service	Months Since Membership Update	Current Officers Reported ****	Current President Repeated Term	VP Reported *****	Last Date Reported Service (mm/yyyy)	Account Balance	YTD Donations
Exc Award (06/30/2023)			Active	11	0	0	0.00%	13		11	N	7	R	10/2025		
8211	JOHNSON CITY	08/28/1947														
Exc Award (06/30/2023)			Active	47	0	0	0.00%	45		1	Y		N	09/2025		\$1,020.00
8166	LOWVILLE	10/10/1955														
Exc Award (06/30/2017, 06/30/2018, 06/30/2020, 06/30/2021, 06/30/2022, 06/30/2023)			Active	12	0	0	0.00%	12		17	Y	8	R	09/2024		
8215	MANLIUS	02/11/1947														
8216	MARATHON	07/12/1951	Active	28	0	0	0.00%	27		9	Y	2	R	02/2025		
8217	MARTISCO	02/09/1970	Active	34	0	1	-2.86%	35	23	2	Y		N	06/2025		
8219	MC GRAW	02/24/1956	Active	17	1	0	6.25%	14		4	Y	7	R	03/2025	90+ Days	\$300.00
8222	MORRISVILLE	10/08/1959	Active	22	3	2	4.76%	25	5	3	Y	4		11/2025		
8225	NORTH SYRACUSE - LIVERPOOL	03/07/1956	Active	14	1	1	0.00%	17	0	0	Y		IP	10/2025		
Exc Award (06/30/2023)																
8230	ONEONTA	07/14/1930	Active	10	0	2	-16.67%	12	18	3	Y		R	11/2024		
8231	OSWEGO	01/31/1956	Active	16	0	0	0.00%	20		2	Y		N	11/2025		
8232	OXFORD	02/28/1967	Active	34	0	0	0.00%	35		1	Y			10/2025		
8235	POMPEY	02/04/1965	Active	31	0	4	-11.43%	39	8	0	Y	2	N	10/2025		
Exc Award (06/30/2021, 06/30/2023)			Active	17	0	0	0.00%	15		6	Y		N	10/2025		
8236	PULASKI	11/16/1961														
Exc Award (06/30/2023)			Active	11	2	0	22.22%	16		4	Y	4	R	08/2025	90+ Days	
8237	RICHFIELD SPRINGS	11/25/1969														
8239	ROME	10/21/1952	Active	34	3	0	9.68%	31		3	Y	2	N	10/2025	90+ Days	
Exc Award (06/30/2022, 06/30/2023)																
8241	SKANEATELES	07/25/1951	Active	22	2	0	10.00%	20		2	Y	2	R	11/2025		\$1,200.00
8242	SOLVAY-GEDDES-CAMILLUS L C	04/20/1951	Active	21	0	1	-4.55%	23	27	1	Y		IP	11/2025		
8179	SOUTH JEFFERSON	11/02/1950	Active	22	1	0	4.76%	21		5	Y	2	N	10/2025		\$140.00
Exc Award (06/30/2018, 06/30/2020, 06/30/2023)																
8167	SOUTH LEWIS L C	04/10/1947	Active	24	0	0	0.00%	24		1	Y	3	N	10/2025		
Exc Award (06/30/2021, 06/30/2023)																
130655	Syracuse CVR	04/06/2017	Active	9	0	0	0.00%	14		10	Y	3		11/2024		



Club Health Assessment for District 20 Y through November 2025

			Membership							Reports				Finance		LCIF		
Club Number	Club Name	Charter Date	Status	Current Member Count **	YTD Members Added	YTD Members Dropped	YTD Net Growth% ***	Member Count 1 Year Ago	Dropped Members Avg.Length of Service	Months Since Membership Update	Current Officers Reported ****	Current President Repeated Term	VP Reported *****	Last Date Reported Service (mm/yyyy)	Account Balance	YTD Donations		
			Times in Status Quo in Past 2 Years															
8244	SYRACUSE EASTWOOD	05/29/1947	Active	13	4	0	44.44%	10		1	Y		IP	10/2025		\$40.00		
8243	SYRACUSE HOST	04/04/1924	Active	31	0	1	-3.13%	27	2	3	Y		N	11/2025				
Exc Award (06/30/2020, 06/30/2022, 06/30/2023, 06/30/2024, 06/30/2025)																		
140895	Syracuse Upstate Diabetes	02/14/2020	Active	12	0	0	0.00%	12		15	N	3		05/2025				
8181	TOWN OF BROWNVILLE	11/19/1958	Active	13	0	0	0.00%	11		5	Y	9	R	11/2025				
8250	WALTON	05/20/1964	Active	13	0	0	0.00%	14		5	Y	3	R	07/2024				
8186	WATERTOWN	08/12/1938	Active	9	0	0	0.00%	9		6	Y	2	N	10/2025				
8251	WEST CORNERS	02/28/1962	Active	16	0	0	0.00%	16		15	Y	2		09/2025				
8253	WINDSOR	09/25/1947	Active	18	0	1	-5.26%	20	19	0	Y			05/2025		\$120.00		
Exc Award (06/30/2022)																		
Current Total Clubs Count	YTD New Clubs Count	YTD Cancelled Clubs Count	YTD Net Club Gain	Current Total Members Count	YTD Add	YTD Drop	YTD Net Growth %	Member Count 12 Months Ago	Average Member Count Per Club	% of Clubs with less than 20 members	% No Officer Report in 12 Months	% of Clubs with balance 90+ days	Number of Clubs in Status Quo	% Status Quo Clubs in Financial Suspension	Number of Cancelled Clubs	Average Cancelled Club Age	Members Lost Due to Cancellation	% of Clubs Cancelled for Non-Financial Reasons
48	0	0	0	1,103	36	34	2	0.18%	1,156	23	48%	0%	13%	0	0%	0	0	0

* - P - Priority Club. Cancellation Reasons: 1-Objectives/conduct, 2-Non-active club, 5-Non-existing club, 6-Disbanding, 7-Merger, 8-Financial Suspension, 9-District/Multiple District Dues.

** Red denotes below 15 active members.


*** Red denotes 20% + loss.

**** Y - all 3 (President, Secretary, Treasurer) club officers reported, N - not all 3 reported.

***** Abbreviation: N-New, IP-Immediate Past, R-Repeat.



Club Health Assessment for District 20 O through November 2025

			Status	Membership					Reports					Finance	LCIF	
Club Number	Club Name	Charter Date	Times in Status Quo in Past 2 Years	Current Member Count **	YTD Members Added	YTD Members Dropped	YTD Net Growth% ***	Member Count 1 Year Ago	Dropped Members Avg.Length of Service	Months Since Membership Update	Current Officers Reported ****	Current President Repeated Term	VP Reported *****	Last Date Reported Service (mm/yyyy)	Account Balance	YTD Donations
Clubs more than two years old																
8298	AMENIA	10/05/1948	Active	26	1	0	4.00%	32		2	Y	2	R	12/2024		
127183	Beacon Community	03/31/2016	Active	4	0	0	0.00%	11		5	Y	4		09/2025		
8300	BETHEL	06/05/1967	Active	34	0	0	0.00%	35		5	Y		N	10/2025		
8302	CHATHAM	05/04/1955	Active	37	2	0	5.71%	36		1	Y		N	08/2025		
8303	CORNWALL	09/30/1932	Active	53	8	6	3.92%	49	17	0	Y		N	11/2025		\$1,000.00
Exc Award (06/30/2024)																
110423	ELDRED	02/24/2011	Active	14	0	0	0.00%	16		6	Y	12		11/2024		
8305	FLORIDA	05/28/1962	Active	15	3	0	25.00%	12		1	Y	12	R	10/2025		
68732	GOSHEN	04/21/2003	Active	17	0	0	0.00%	27		5	Y	2	R	06/2025		\$200.00
Exc Award (06/30/2018)																
102626	GREATERT WASHINGTONVILLE	06/24/2008	Active	4	0	1	-20.00%	6	5	4	Y	6		05/2025		
8308	GREENWOOD LAKE	11/26/1951	Active	33	2	0	6.45%	30		0	Y	2	N	11/2025		\$100.00
Exc Award (06/30/2024, 06/30/2025)																
8311	HUDSON	08/20/1941	Active	19	1	1	0.00%	20	11	2	Y	3	N	11/2025		\$100.00
8312	HURLEY	04/27/1955	Active	22	0	0	0.00%	24		9	Y	3	R	11/2025		
8313	HYDE PARK	11/26/1941	Active	13	1	2	-7.14%	14	14	2	Y	7	N	09/2024		\$35.00
8314	JEFFERSONVILLE	04/28/1947	Active	12	2	0	20.00%	10		4	Y	24	R	12/2023	90+ Days	
8316	KINGSTON	05/28/1941	Active	22	0	0	0.00%	20		4	Y		N	11/2025		
8317	LA GRANGE L C	04/19/1967	Active	24	0	0	0.00%	22		5	Y			11/2025		
Exc Award (06/30/2024)																
8319	LIBERTY	08/19/1932	Active	13	0	1	-7.14%	15	7	1	Y	11	R	09/2025		
40107	LUMBERLAND	06/29/1981	Active	30	0	0	0.00%	29		13	Y	13	R	06/2025		\$100.00
8320	MAMAKATING L C	05/13/1968	Active	15	0	0	0.00%	13		6	Y	3	R	10/2025		
8321	MARLBORO MILTON	01/30/1947	Active	75	5	0	7.14%	63		1	Y	2	R	11/2025		\$780.00
Exc Award (06/30/2022, 06/30/2023, 06/30/2024, 06/30/2025)																
8322	MIDDLETOWN	09/09/1936	Active	71	4	1	4.41%	59	8	0	Y		N	10/2025		\$100.00
Exc Award (06/30/2025)																
45081	MINISINK VALLEY	06/27/1985	Active	26	6	0	30.00%	16		2	Y	2		10/2025		



Club Health Assessment for District 20 O through November 2025

			Status	Membership					Reports					Finance		LCIF
Club Number	Club Name	Charter Date	Times in Status Quo in Past 2 Years	Current Member Count **	YTD Members Added	YTD Members Dropped	YTD Net Growth% ***	Member Count 1 Year Ago	Dropped Members Avg.Length of Service	Months Since Membership Update	Current Officers Reported ****	Current President Repeated Term	VP Reported *****	Last Date Reported Service (mm/yyyy)	Account Balance	YTD Donations
8325	MONROE	05/02/1961	Active	27	0	0	0.00%	26		5	Y	4	R	09/2025		
Exc Award (06/30/2024)																
8328	NEW WINDSOR	11/30/1953	Active	4	0	0	0.00%	4		29	N	None		10/2025		\$1,000.00
8326	NEWBURGH	11/19/1923	Active	22	0	0	0.00%	22		12	Y	2	R	11/2025		\$200.00
8330	NORTHERN COLUMBIA	12/16/1947	Active	18	0	0	0.00%	20		2	Y		N	07/2024		
8332	OTISVILLE	11/05/1953	Active	12	0	0	0.00%	16		5	Y	12	R	04/2023		
8333	PAWLING	05/04/1955	Active	17	0	0	0.00%	21		5	Y	2	R	10/2025		
46398	PINE BUSH	06/26/1986	Active	20	2	1	5.26%	23	30	1	Y		N	10/2025		\$500.00
8334	PINE PLAINS	10/15/1953	Active	27	1	0	3.85%	28		3	Y	2	R	10/2025		
8336	PLEASANT VALLEY	01/18/1954	Active	32	1	0	3.23%	27		4	Y	2	R	10/2025		
40355	RHINEBECK	09/25/1981	Active	44	3	1	4.76%	37	11	2	Y	7	R	11/2025		
8340	RIP VAN WINKLE	09/17/1953	Active	54	0	0	0.00%	50		5	N	None	R	08/2022		
8342	RONDOUT VALLEY	10/18/1950	Active	30	4	1	11.11%	30	48	0	Y		N	05/2025		\$500.00
8343	SAUGERTIES	10/14/1932	Active	27	1	1	0.00%	28	12	4	Y		R	11/2025		
8344	STANFORD	06/24/1958	Active	16	0	0	0.00%	18		7	Y		R	12/2020		
8345	THE TOWN OF DOVER	10/21/1948	Active	52	3	1	4.00%	47	4	1	Y	4	R	11/2025		\$175.00
Exc Award (06/30/2024)																
37509	TOWN OF DEERPARK	09/17/1979	Active	11	0	0	0.00%	11		7	Y	4	N	11/2025		
8347	TOWN OF ESOPUS	05/23/1955	Active	2	0	0	0.00%	2		20	Y	14		10/2018		
8354	TOWN OF FALLSBURG L C	03/15/1951	Active	42	0	0	0.00%	43		1	Y	2	R	09/2025		
8348	TOWN OF HIGHLAND	10/28/1953	Active	35	0	1	-2.78%	31	9	0	Y	2	R	11/2025		
8352	TOWN OF WOODBURY	02/08/1962	Active	23	0	0	0.00%	23		5	Y	2	R	06/2025		
34627	TRI-VALLEY	11/18/1977	Active	44	2	2	0.00%	45	26	2	Y	5	R	11/2025		\$300.00
33421	TUSTEN L C	03/15/1977	Active	4	0	0	0.00%	4		1	Y	16	R	01/2021		
8356	WALLKILL	03/30/1955	Active	48	5	0	11.63%	38		0	Y	3	N	11/2025		
8358	WARWICK	12/13/1948	Active	46	1	0	2.22%	40		1	Y		N	11/2025		\$760.00
Exc Award (06/30/2025)																



Club Health Assessment for District 20 O through November 2025

						Status		Membership					Reports				Finance		LCIF
						Times in Status Quo in Past 2 Years		Current Member Count **	YTD Members Added	YTD Members Dropped	YTD Net Growth***	Member Count 1 Year Ago	Dropped Members Avg.Length of Service	Months Since Membership Update	Current Officers Reported ****	Current President Repeated Term	VP Reported *****	Last Date Reported Service (mm/yyyy)	Account Balance
Club Number	Club Name		Charter Date																
Current Total Clubs Count	YTD New Clubs Count	YTD Cancelled Clubs Count	YTD Net Club Gain	Current Total Members Count	YTD Add	YTD Drop	YTD Net Growth	YTD Net Growth %	Member Count 12 Months Ago	Average Member Count Per Club	% of Clubs with less than 20 members	% No Officer Report in 12 Months	% of Clubs with balance 90+ days	Number of Clubs in Status Quo	% Status Quo Clubs in Financial Suspension	Number of Cancelled Clubs	Average Cancelled Club Age	Members Lost Due to Cancellation	% of Clubs Cancelled for Non-Financial Reasons
46	0	0	0	1,236	58	20	38	3.17%	1,193	27	39%	2%	2%	0	0%	0	0	0	0%

* - P - Priority Club. Cancellation Reasons: 1-Objectives/conduct, 2-Non-active club, 5-Non-existing club, 6-Disbanding, 7-Merger, 8-Financial Suspension, 9-District/Multiple District Dues.

** Red denotes below 15 active members.


*** Red denotes 20% + loss.

**** Y - all 3 (President, Secretary, Treasurer) club officers reported, N - not all 3 reported.

***** Abbreviation: N-New, IP-Immediate Past, R-Repeat.



Club Health Assessment for District 20 R1 through November 2025

			Status	Membership						Reports				Finance	LCIF	
Club Number	Club Name	Charter Date	Times in Status Quo in Past 2 Years	Current Member Count **	YTD Members Added	YTD Members Dropped	YTD Net Growth% ***	Member Count 1 Year Ago	Dropped Members Avg.Length of Service	Months Since Membership Update	Current Officers Reported ****	Current President Repeated Term	VP Reported *****	Last Date Reported Service (mm/yyyy)	Account Balance	YTD Donations
Clubs more than two years old																
8379	ARMONK	08/29/1939	Active(1)	18	0	0	0.00%	18		14	Y	4	R	08/2016		
8360	BEDFORD HILLS	05/31/1939	Active	18	1	4	-14.29%	21	13	0	N	2	R	11/2025		
	Exc Award (06/30/2021)															
8361	BEDFORD VILLAGE	12/11/1946	Active	23	0	0	0.00%	23		15	Y	15	N	12/2023		
8362	BLAUVELT	05/28/1953	Active	36	1	0	2.86%	37		2	Y		N	06/2025	90+ Days	\$640.00
	Exc Award (06/30/2024)															
8363	BREWSTER	03/15/1927	Active(1)	9	0	0	0.00%	9		15	N	None		05/2025		
38283	CARMEL KENT L C	04/08/1980	Active	12	0	0	0.00%	16		5	Y	2		04/2025		
8377	CLARKSTOWN	05/26/1959	Active	15	4	0	36.36%	9		1	Y	2	R	07/2025	90+ Days	\$1,200.00
8366	COLD SPRING	01/06/1939	Active	24	4	1	14.29%	22	5	1	Y		N	10/2020	90+ Days	
8368	CROTON ON HUDSON	10/26/1939	Active	33	2	1	3.13%	32	0	0	Y	3	R	06/2025		
8370	HENDRICK HUDSON	01/07/1954	Active	18	1	0	5.88%	21		5	Y		N	11/2025	90+ Days	
8373	LEWISBORO L C	03/05/1958	Active	41	2	4	-4.65%	42	47	1	Y	8	R	09/2025		
8376	MOUNT KISCO	11/23/1925	Active	27	0	0	0.00%	30		5	Y		R	11/2025		\$1,000.00
	Exc Award (06/30/2024)															
30233	NORTH ROCKLAND	02/17/1975	Active	14	2	0	16.67%	12		0	Y		N	11/2025		
8380	NORTH SALEM	10/16/1967	Active	35	1	1	0.00%	30	0	1	Y	2	N	06/2025		
8384	PEARL RIVER	06/09/1949	Active	31	0	1	-3.13%	33	1	0	Y	2	N	11/2025		\$2,200.00
	Exc Award (06/30/2017, 06/30/2018, 06/30/2019, 06/30/2021, 06/30/2022, 06/30/2023, 06/30/2024)															
8385	PEEKSKILL	05/09/1934	Active	8	0	0	0.00%	10		5	N	None		07/2023		
8386	PLEASANTVILLE	12/23/1930	Active	45	0	0	0.00%	46		7	N	None		04/2017		
154408	Rockland Centennial Hybrid	05/17/2023	Active	28	0	0	0.00%	30		5	Y		N	07/2025		\$100.00
8388	SOMERS	06/21/1966	Active	116	6	5	0.87%	118	5	0	Y		N	05/2025		\$2,020.00
	Exc Award (06/30/2023)															
8391	STONY POINT	10/04/1944	Cancelled(8*)	0	0	18	-100.00%	18	25	4	N	None		05/2022	90+ Days	
8392	SUFFERN	12/06/1939	Active	17	0	2	-10.53%	11	19	4	Y	5	R	11/2025		\$90.00
8393	THORNWOOD	01/26/1956	Status Quo(3)	17	0	0	0.00%	17		2	N	None		07/2012	90+ Days	



Club Health Assessment for District 20 R1 through November 2025

INTERNATIONAL

Club Number	Club Name	Charter Date	Status	Membership					Reports				Finance	LCIF		
			Times in Status Quo in Past 2 Years	Current Member Count **	YTD Members Added	YTD Members Dropped	YTD Net Growth% ***	Member Count 1 Year Ago	Dropped Members Avg.Length of Service	Months Since Membership Update	Current Officers Reported ****	Current President Repeated Term	VP Reported *****	Last Date Reported Service (mm/yyyy)	Account Balance	YTD Donations
8394	VALHALLA	10/24/1963	Active	31	0	0	0.00%	25		6	Y	2	R	10/2025		
8397	YORKTOWN	11/29/1960	Active	58	1	0	1.75%	57		0	Y		N	11/2025		\$1,905.00

Clubs Cancelled Previous Fiscal Year – Clubs Cancelled within last 12 months may be reinstated

Club Number	Club Name	Charter Date	Current Status*	Cancellation Date
123415	Piermont	10/23/2014	Cancelled(8*)	12/30/2024
8374	RAMAPO	10/13/1964	Cancelled(6*)	06/29/2025
78171	ROCKLAND INDO-AMERICAN	01/30/2004	Cancelled(6*)	06/29/2025

Current Total Clubs Count	YTD New Clubs Count	YTD Cancelled Clubs Count	YTD Net Club Gain	Current Total Members Count	YTD Add	YTD Drop	YTD Net Growth	YTD Net Growth %	Member Count 12 Months Ago	Average Member Count Per Club	% of Clubs with less than 20 members	% No Officer Report in 12 Months	% of Clubs with balance 90+ days	Number of Clubs in Status Quo	% Status Quo Clubs in Financial Suspension	Number of Cancelled Clubs	Average Cancelled Club Age	Members Lost Due to Cancellation	% of Clubs Cancelled for Non-Financial Reasons
23	0	1	-1	674	25	37	-12	-1.75%	687	29	43%	13%	22%	1	100%	1	173	18	-100%

* - P - Priority Club. Cancellation Reasons: 1-Objectives/conduct, 2-Non-active club, 5-Non-existing club, 6-Disbanding, 7-Merger, 8-Financial Suspension, 9-District/Multiple District Dues.

** Red denotes below 15 active members.

*** Red denotes 20% + loss.

**** Y - all 3 (President, Secretary, Treasurer) club officers reported, N - not all 3 reported.

***** Abbreviation: N-New, IP-Immediate Past, R-Repeat.



Club Health Assessment for District 20 R2 through November 2025

			Status	Membership					Reports				Finance		LCIF	
Club Number	Club Name	Charter Date	Times in Status Quo in Past 2 Years	Current Member Count **	YTD Members Added	YTD Members Dropped	YTD Net Growth% ***	Member Count 1 Year Ago	Dropped Members Avg.Length of Service	Months Since Membership Update	Current Officers Reported ****	Current President Repeated Term	VP Reported *****	Last Date Reported Service (mm/yyyy)	Account Balance	YTD Donations
Clubs less than two years old																
182829	New York Cyber Business & Industry	06/20/2025	Status Quo(1)	20	0	0	0.00%	0		5	Y	2			90+ Days	
185777	New York New Horizon	10/08/2025	Newly Chartered	24	24	0	100.00%	0		1	Y		N			
186659	Yonkers Global Impact	07/25/2025	Active	23	23	0	100.00%	0		4	Y		N		90+ Days	
Clubs more than two years old																
8404	ARDSLEY-DOBBS FERRY-I -T R L C	06/06/1949	Active(2)	6	0	0	0.00%	6		27	N	7		02/2016		
8410	LARCHMONT MAMARONECK	09/28/1923	Active	70	4	0	6.06%	54		1	Y	3	R	10/2025		\$60.00
Exc Award (06/30/2022, 06/30/2024)																
8411	MOUNT VERNON	01/30/1923	Active	14	1	0	7.69%	13		1	Y	12		08/2024	90+ Days	
8412	NEW ROCHELLE	01/03/1923	Active	21	0	1	-4.55%	23	29	4	Y	10		03/2025		
156452	New York Agape Foundation	11/10/2023	Active	4	0	0	0.00%	4		1	Y	3	N	08/2025		
105886	NEW YORK ANN SULLIVAN-WHITE PLAINS	06/17/2009	Active	23	7	0	43.75%	17		2	Y		N	07/2025		
33308	NEW YORK ASIAN-AM	02/25/1977	Status Quo(2)	12	0	0	0.00%	12		24	Y	8			90+ Days	
123720	New York Bangladeshi American	12/01/2014	Active	184	7	5	1.10%	158	3	1	Y		R	10/2023		\$4,020.00
Exc Award (06/30/2022)																
62565	NEW YORK BARAHONA	12/20/1999	Active	14	0	0	0.00%	16		5	Y		IP	11/2025		
Exc Award (06/30/2016, 06/30/2023)																
8414	NEW YORK BORINQUEN	05/03/1966	Active	20	0	0	0.00%	20		7	Y		N	11/2025		\$4,000.00
Exc Award (06/30/2018)																
150285	New York Builders for Hope	05/26/2022	Status Quo(1)	28	0	0	0.00%	28		18	N	2		10/2024	90+ Days	
111408	NEW YORK CITY 5TH AVENUE	06/20/2011	Active(3)	7	0	0	0.00%	14		5	Y	2				
107309	NEW YORK CITY SUNY OPTOMETRY	01/25/2010	Active	14	0	3	-17.65%	21	2	3	Y		N	06/2025	90+ Days	
47597	NEW YORK COSMOPOLITAN	06/30/1987	Active	25	6	4	8.70%	22	18	1	Y		N	10/2020		\$750.00
44716	NEW YORK EAGLE	03/20/1985	Active(2)	12	1	0	9.09%	14		0	Y	3		09/2025		
Exc Award (06/30/2018)																
111416	NEW YORK FINANCIAL DISTRICT	06/22/2011	Status Quo(3)	71	0	0	0.00%	76		1	Y	13		06/2019	90+ Days	



Club Health Assessment for District 20 R2 through November 2025

			Status	Membership					Reports					Finance		LCIF
Club Number	Club Name	Charter Date	Times in Status Quo in Past 2 Years	Current Member Count **	YTD Members Added	YTD Members Dropped	YTD Net Growth% ***	Member Count 1 Year Ago	Dropped Members Avg.Length of Service	Months Since Membership Update	Current Officers Reported ****	Current President Repeated Term	VP Reported *****	Last Date Reported Service (mm/yyyy)	Account Balance	YTD Donations
35541	NEW YORK HIGHBRIDGE	05/10/1978	Active	20	0	0	0.00%	22		3	Y	3	N	07/2025	90+ Days	\$1,300.00
8420	NEW YORK HUNTS POINT	11/18/1970	Active	7	0	0	0.00%	7		47	Y	2		11/2016		
58501	NEW YORK IMPACTO	06/28/1996	Active	60	4	0	7.14%	57		2	Y		IP	10/2025		\$410.00
Exc Award (06/30/2018, 06/30/2023)																
36376	NEW YORK JAPANESE AMERICAN	12/29/1978	Active	19	0	0	0.00%	19		4	Y	3		07/2025		\$2,120.00
Exc Award (06/30/2023)																
29787	NEW YORK KOREAN-AMERICAN	09/25/1974	Active	12	0	0	0.00%	12		18	Y	10		06/2015	90+ Days	
47553	NEW YORK MANILA	06/26/1987	Active	19	1	0	5.56%	18		0	Y	2				
152141	New York New Jersey Prominent Hearts	08/05/2022	Status Quo(1)	20	0	0	0.00%	26		11	Y	3				
8423	NEW YORK PHIL-AM	09/15/1971	Active	286	32	0	12.60%	268		1	Y	2	R	11/2025		\$150.00
Exc Award (06/30/2020, 06/30/2023)																
32071	NEW YORK WASHINGTON HTS INWOOD	04/22/1976	Active	17	0	0	0.00%	17		17	Y	2	R	02/2020	90+ Days	
8431	RYE CITY	12/12/1927	Active	24	1	8	-22.58%	32	2	0	Y	2	N	06/2018		
8434	STATEN ISLAND	10/19/1922	Active	11	0	0	0.00%	11		14	N	3	R	08/2024		
100044	STATEN ISLAND NORTH STAR	08/20/2007	Active	36	1	2	-2.70%	38	3	0	Y	4	R	10/2025		
Exc Award (06/30/2016)																
44624	STATEN ISLAND ROYAL	02/06/1985	Active	9	0	0	0.00%	9		15	Y	7		06/2015		
48997	STATEN ISLAND UNITED ASIAN	11/04/1988	Active	15	0	3	-16.67%	18	18	3	Y	6		06/2019		
8435	THE BRONX	05/16/1923	Active	21	1	0	5.00%	19		3	Y	3		10/2025		
Exc Award (06/30/2024)																
8439	TUCKAHOE EASTCHESTER	06/25/1925	Active	26	2	2	0.00%	26	2	2	Y	2	N	10/2025		
8441	YONKERS	05/22/1922	Active(1)	18	0	4	-18.18%	22	10	3	Y			09/2019		
59020	YONKERS MILLENNIUM	01/17/1997	Active	46	0	0	0.00%	45		2	Y		N	07/2025	\$200.00	
Exc Award (06/30/2016, 06/30/2017, 06/30/2018, 06/30/2019, 06/30/2020, 06/30/2022, 06/30/2023, 06/30/2025)																

Clubs Cancelled Previous Fiscal Year – Clubs Cancelled within last 12 months may be reinstated

Club Number	Club Name	Charter Date	Current Status*	Cancellation Date
-------------	-----------	--------------	-----------------	-------------------



Club Health Assessment for District 20 R2 through November 2025

INTERNATIONAL

Club Number	Club Name	Charter Date	Status	Membership					Reports				Finance	LCIF					
			Times in Status Quo in Past 2 Years	Current Member Count **	YTD Members Added	YTD Members Dropped	YTD Net Growth***	Member Count 1 Year Ago	Dropped Members Avg.Length of Service	Months Since Membership Update	Current Officers Reported ****	Current President Repeated Term	VP Reported *****	Last Date Reported Service (mm/yyyy)	Account Balance	YTD Donations			
126255	New York Global Leaders	11/25/2015	Cancelled(8*)	06/29/2025															
Current Total Clubs Count	YTD New Clubs Count	YTD Cancelled Clubs Count	YTD Net Club Gain	Current Total Members Count	YTD Add	YTD Drop	YTD Net Growth	YTD Net Growth %	Member Count 12 Months Ago	Average Member Count Per Club	% of Clubs with less than 20 members	% No Officer Report in 12 Months	% of Clubs with balance 90+ days	Number of Clubs in Status Quo	% Status Quo Clubs in Financial Suspension	Number of Cancelled Clubs	Average Cancelled Club Age	Members Lost Due to Cancellation	% of Clubs Cancelled for Non-Financial Reasons
37	2	0	2	1,258	115	32	83	7.06%	1,164	34	46%	0%	27%	5	100%	0	0	0	0%

* - P - Priority Club. Cancellation Reasons: 1-Objectives/conduct, 2-Non-active club, 5-Non-existing club, 6-Disbanding, 7-Merger, 8-Financial Suspension, 9-District/Multiple District Dues.

** Red denotes below 15 active members.

*** Red denotes 20% + loss.

**** Y - all 3 (President, Secretary, Treasurer) club officers reported, N - not all 3 reported.

***** Abbreviation: N-New, IP-Immediate Past, R-Repeat.




Club Health Assessment for District 20 K1 through November 2025

			Status	Membership					Reports					Finance	LCIF	
Club Number	Club Name	Charter Date	Times in Status Quo in Past 2 Years	Current Member Count **	YTD Members Added	YTD Members Dropped	YTD Net Growth% ***	Member Count 1 Year Ago	Dropped Members Avg.Length of Service	Months Since Membership Update	Current Officers Reported ****	Current President Repeated Term	VP Reported *****	Last Date Reported Service (mm/yyyy)	Account Balance	YTD Donations
Clubs less than two years old																
157398	Brooklyn Together We Stand	05/30/2024	Active	22	0	0	0.00%	24		6	Y	4	N	10/2025		
178767	Brooklyn Your Life Matters	09/23/2024	Active	23	0	0	0.00%	23		0	Y	2	R	02/2025		
178866	Queens Latinos Americanos	12/12/2024	Active	21	1	2	-4.55%	0	1	1	Y	2	N	05/2025		
Clubs more than two years old																
134942	Arverne Visionary	06/20/2018	Active	27	3	1	8.00%	26	7	1	Y	3	R	11/2025		
64694	BKLYN RISING STARS O E FLTBUSH Exc Award (06/30/2021)	09/24/2001	Active	13	0	0	0.00%	15		4	Y	2	N	09/2025		
34169	BKLYN STARRETT CITY SPRING CRK	06/30/1977	Active(1)	18	3	2	5.88%	15	2	2	Y	4	N	11/2025		\$1,000.00
103715	BROOKLYN ALPHA Exc Award (06/30/2023)	10/02/2008	Active	13	0	0	0.00%	17		5	Y	7	R	11/2025		\$500.00
8446	BROOKLYN BEDFORD STUYVES Exc Award (06/30/2022, 06/30/2023)	09/09/1970	Active	48	0	0	0.00%	48		5	Y		N	11/2025		\$1,090.00
101249	BROOKLYN BRIDGE	02/21/2008	Active	11	0	0	0.00%	10		8	N	None		06/2025		
8451	BROOKLYN CANARSIE Exc Award (06/30/2023)	02/13/1957	Active(1)	130	0	1	-0.76%	117	0	0	Y	4	N	10/2025		
8449	BROOKLYN CARIBE	10/15/1973	Active	25	0	2	-7.41%	32	16	2	Y	2	N	09/2025		\$20.00
48584	BROOKLYN CENTRAL Exc Award (06/30/2021, 06/30/2023)	05/16/1988	Active	46	1	0	2.22%	48		0	Y	2	R	11/2025		\$570.00
51330	BROOKLYN CLARENDON MEADOWS	02/22/1991	Status Quo(3)	15	0	0	0.00%	18		6	N	None		07/2024	90+ Days	
41319	BROOKLYN CLINTON HILL	05/17/1982	Active	17	0	0	0.00%	21		5	Y		N	09/2025		\$20.00
32790	BROOKLYN CROWN HEIGHTS Exc Award (06/30/2021, 06/30/2022, 06/30/2023)	10/20/1976	Active	58	0	0	0.00%	56		2	Y	2	R	11/2025		\$390.00
8452	BROOKLYN EAST NEW YORK Exc Award (06/30/2019)	01/07/1957	Active	23	0	0	0.00%	23		4	Y	4	N	09/2025		\$140.00
49501	BROOKLYN FARRAGUT	05/18/1989	Status Quo(1)	21	0	0	0.00%	21		20	N	None		05/2025	90+ Days	\$40.00
149819	Brooklyn First Responders	02/09/2022	Active	29	1	5	-12.12%	33	2	3	Y	5	R	09/2025		



Club Health Assessment for District 20 K1 through November 2025

			Status	Membership					Reports					Finance	LCIF	
Club Number	Club Name	Charter Date	Times in Status Quo in Past 2 Years	Current Member Count **	YTD Members Added	YTD Members Dropped	YTD Net Growth% ***	Member Count 1 Year Ago	Dropped Members Avg.Length of Service	Months Since Membership Update	Current Officers Reported ****	Current President Repeated Term	VP Reported *****	Last Date Reported Service (mm/yyyy)	Account Balance	YTD Donations
130061	Brooklyn Jefferson	02/14/2017	Active	24	0	0	0.00%	20		2	Y	2	N	11/2025		\$30.00
	Exc Award (06/30/2023, 06/30/2025)															
48918	BROOKLYN KINGS COUNTY	09/30/1988	Active	37	0	0	0.00%	39		2	Y		N	09/2025		\$20.00
	Exc Award (06/30/2019)															
121657	Brooklyn Leaders	03/25/2014	Active	41	0	0	0.00%	48		5	Y	2	R	10/2025		\$770.00
	Exc Award (06/30/2018, 06/30/2019, 06/30/2021, 06/30/2024)															
104021	BROOKLYN METROPOLIS	11/24/2008	Active	54	0	0	0.00%	58		4	Y			10/2025		\$145.00
	Exc Award (06/30/2019, 06/30/2021, 06/30/2022, 06/30/2023)															
52593	BROOKLYN MID BEDFORD HEIGHTS	03/02/1992	Active	39	1	0	2.63%	32		1	Y	2	R	11/2025		\$1,085.00
	Exc Award (06/30/2025)															
97454	BROOKLYN MIDWOOD	06/30/2006	Active	28	1	0	3.70%	26		2	Y	2	R	10/2025		\$515.00
	Exc Award (06/30/2019, 06/30/2023, 06/30/2024)															
108855	BROOKLYN NEW HORIZON	06/30/2010	Active	28	0	0	0.00%	27		3	Y		N	11/2025		\$220.00
	Exc Award (06/30/2019, 06/30/2021)															
48045	BROOKLYN NEW LOTS	01/15/1988	Active	20	1	0	5.26%	16		5	Y			09/2025		
	Exc Award (06/30/2021)															
109425	BROOKLYN OUTREACH	09/30/2010	Active	20	2	0	11.11%	16		1	Y		N	11/2025		\$40.00
	Exc Award (06/30/2023)															
104836	BROOKLYN PACE SETTERS	02/24/2009	Active	30	0	0	0.00%	28		6	N			04/2025		
	Exc Award (06/30/2019)															
44353	BROOKLYN PROSPECT HEIGHTS	11/26/1984	Active	18	0	1	-5.26%	20	41	0	Y	2		11/2025		\$150.00
8463	BROOKLYN SOUTH BROOKLYN	04/03/1958	Active	31	0	0	0.00%	31		3	Y		R	02/2025		
52594	BROOKLYN STUY PARK	03/02/1992	Active	25	0	0	0.00%	28		1	Y		N	08/2025		\$365.00
	Exc Award (06/30/2019)															
47405	BROOKLYN SUNSET PARK	06/01/1987	Active	28	0	1	-3.45%	29	7	4	Y	6		11/2025		
	Exc Award (06/30/2023)															
59707	BROOKLYN VANDERVEER PK-GLENWD	06/18/1997	Active	33	0	0	0.00%	30		6	Y	2	N	11/2025		\$170.00
	Exc Award (06/30/2024)															
107016	BROOKVILLE	12/10/2009	Active	37	4	0	12.12%	34		2	Y	2	R	10/2025		\$20.00



Club Health Assessment for District 20 K1 through November 2025

			Status	Membership					Reports				Finance		LCIF	
Club Number	Club Name	Charter Date	Times in Status Quo in Past 2 Years	Current Member Count **	YTD Members Added	YTD Members Dropped	YTD Net Growth% ***	Member Count 1 Year Ago	Dropped Members Avg.Length of Service	Months Since Membership Update	Current Officers Reported ****	Current President Repeated Term	VP Reported *****	Last Date Reported Service (mm/yyyy)	Account Balance	YTD Donations
Exc Award (06/30/2018, 06/30/2020, 06/30/2023)																
8466	CORONA	04/21/1942	Active(3)	7	0	0	0.00%	7		21	N	None		06/2025		
60116	EAST ELMHURST COLOMBIA	12/01/1997	Active	17	2	0	13.33%	15		1	Y		N	09/2025		
58580	FAR ROCKAWAY	07/09/1996	Active(1)	12	0	3	-20.00%	15	5	0	Y	2	N	09/2025		
8468	FLUSHING	10/30/1922	Status Quo(1)	11	0	0	0.00%	11		31	N	None		04/2025	90+ Days	
47379	FLUSHING CENTRAL	05/28/1987	Active	68	2	4	-2.86%	71	4	1	Y		N	09/2025		\$20.00
Exc Award (06/30/2016, 06/30/2019, 06/30/2023)																
59406	HOLLIS	04/24/1997	Active	38	0	0	0.00%	39		4	Y		N	10/2025		\$557.00
Exc Award (06/30/2018, 06/30/2020)																
38576	LAURELTON	06/16/1980	Active	37	3	0	8.82%	32		1	Y	2	R	11/2025		\$2,145.00
Exc Award (06/30/2025)																
8477	LONG ISLAND CITY-ASTORIA LC	09/22/1921	Active	10	0	0	0.00%	10		15	N	4		12/2024		
146486	Marine Park	06/03/2021	Active	38	0	2	-5.00%	37	4	1	Y	3	N	11/2025		\$410.00
Exc Award (06/30/2022, 06/30/2024)																
35721	MASPETH	06/15/1978	Active	48	0	0	0.00%	51		0	Y	2	R	10/2025		
Exc Award (06/30/2022, 06/30/2023)																
8462	MILL BASIN BERGEN BEACH (Brooklyn)	02/16/1967	Active	26	0	2	-7.14%	0	1	0	Y	2	R	02/2025		
142597	Ozone Park Howard Beach Woodhaven	10/06/2020	Active	15	0	0	0.00%	95		5	N	None		12/2024		
127175	Queens Buddha	03/29/2016	Active(1)	28	5	1	16.67%	24	1	0	Y		R	11/2025		\$40.00
125012	Queens Centennial	06/07/2015	Status Quo(2)	6	0	0	0.00%	7		7	N	None		12/2024	90+ Days	
Exc Award (06/30/2018, 06/30/2020, 06/30/2021)																
68803	QUEENS COLOMBIA	05/05/2003	Active	18	1	0	5.88%	16		3	Y	3		11/2025		\$20.00
Exc Award (06/30/2022, 06/30/2023, 06/30/2024)																
137394	Queens Community	03/14/2019	Active(1)	52	7	1	13.04%	48	3	3	Y	8	R	09/2025		
Exc Award (06/30/2020, 06/30/2021, 06/30/2022, 06/30/2023)																
140062	Queens KTM	11/06/2019	Active	30	17	5	66.67%	18	3	0	Y		R	11/2025		
Exc Award (06/30/2023)																
103852	QUEENS LAS AMERICAS	10/28/2008	Active	30	0	0	0.00%	32		1	Y	2	N	11/2025		



Club Health Assessment for District 20 K1 through November 2025


			Status	Membership						Reports				Finance		LCIF
Club Number	Club Name	Charter Date	Times in Status Quo in Past 2 Years	Current Member Count **	YTD Members Added	YTD Members Dropped	YTD Net Growth% ***	Member Count 1 Year Ago	Dropped Members Avg.Length of Service	Months Since Membership Update	Current Officers Reported ****	Current President Repeated Term	VP Reported *****	Last Date Reported Service (mm/yyyy)	Account Balance	YTD Donations
131456	Queens Latinos Unidos	06/26/2017	Active(1)	7	1	3	-22.22%	10	8	2	Y		N	08/2025		
147749	Queens United	07/28/2021	Active	27	1	3	-6.90%	31	2	1	Y		N	09/2025		
	Exc Award (06/30/2023)															
52319	QUEENS VILLAGE	12/26/1991	Active	19	0	1	-5.00%	21	8	0	Y	3	R	03/2025		\$40.00
8481	REGO PARK-FOREST HILLS	03/29/1949	Active	26	0	0	0.00%	26		7	Y	2	R	09/2025		\$260.00
117217	RICHMOND HILL-SOUTH OZONE PARK	06/21/2012	Active	82	0	2	-2.38%	100	7	0	Y		N	10/2025		\$2,260.00
	Exc Award (06/30/2019, 06/30/2020, 06/30/2023, 06/30/2025)															
8483	RIDGEWOOD-GLENDALE-MI DDLE VILL	10/15/1929	Active	14	0	0	0.00%	14		6	Y	14	R	11/2025		\$20.00
106004	ROSEDALE	06/24/2009	Active	19	3	1	11.76%	16	0	0	Y	3	N	11/2025		
53617	SOUTH OZONE PK EMPIRE CTY MEDI	08/27/1992	Active	24	0	0	0.00%	24		31	Y	2	R	02/2025		
105073	SPRINGFIELD GARDENS	03/23/2009	Active	13	0	0	0.00%	13		4	Y		N	11/2025		\$190.00
	Exc Award (06/30/2017, 06/30/2018, 06/30/2023)															
48340	ST ALBANS	03/25/1988	Active	28	1	1	0.00%	23	39	1	Y			10/2025		\$530.00
	Exc Award (06/30/2019, 06/30/2021, 06/30/2023, 06/30/2025)															
8478	UNIVERSAL RAVENSWOOD	02/13/1958	Active	14	1	0	7.69%	11		0	Y		N	09/2025		
39957	WINTHROP INC	05/29/1981	Active	46	0	0	0.00%	42		2	Y	2	N	08/2025		\$125.00
	Exc Award (06/30/2023, 06/30/2024)															
34628	WOODSIDE INTERAMERICAN	11/07/1977	Active	24	3	2	4.35%	23	3	0	Y		N	11/2025		
	Exc Award (06/30/2019, 06/30/2022, 06/30/2023)															

Clubs Cancelled Previous Fiscal Year – Clubs Cancelled within last 12 months may be reinstated

Club Number	Club Name	Charter Date	Current Status*	Cancellation Date
108555	BROOKLYN NEW LIFE	06/04/2010	Cancelled(8*)	12/30/2024
107015	BROOKLYN TRANSITION	12/10/2009	Cancelled(8*)	06/29/2025
151178	Brooklyn UjimaNia	06/15/2022	Cancelled(8*)	12/30/2024



Club Health Assessment for District 20 K1 through November 2025

<div>Club NumberClub NameCharter Date</div>						Status		Membership					Reports				Finance		LCIF
						Times in Status Quo in Past 2 Years	Current Member Count **	YTD Members Added	YTD Members Dropped	YTD Net Growth***	Member Count 1 Year Ago	Dropped Members Avg.Length of Service	Months Since Membership Update	Current Officers Reported ****	Current President Repeated Term	VP Reported *****	Last Date Reported Service (mm/yyyy)	Account Balance	YTD Donations
Current Total Clubs Count	YTD New Clubs Count	YTD Cancelled Clubs Count	YTD Net Club Gain	Current Total Members Count	YTD Add	YTD Drop	YTD Net Growth	Member Count 12 Months Ago	Average Member Count Per Club	% of Clubs with less than 20 members	% No Officer Report in 12 Months	% of Clubs with balance 90+ days	Number of Clubs in Status Quo	% Status Quo Clubs in Financial Suspension	Number of Cancelled Clubs	Average Cancelled Club Age	Members Lost Due to Cancellation	% of Clubs Cancelled for Non-Financial Reasons	
65	0	0	0	1,887	65	46	19	1.02%	1,911	29	32%	6%	6%	4	100%	0	0	0	0%

* - P - Priority Club. Cancellation Reasons: 1-Objectives/conduct, 2-Non-active club, 5-Non-existing club, 6-Disbanding, 7-Merger, 8-Financial Suspension, 9-District/Multiple District Dues.

** Red denotes below 15 active members.

*** Red denotes 20% + loss.

**** Y - all 3 (President, Secretary, Treasurer) club officers reported, N - not all 3 reported.

***** Abbreviation: N-New, IP-Immediate Past, R-Repeat.



Club Health Assessment for District 20 K2 through November 2025

			Status	Membership					Reports				Finance	LCIF		
Club Number	Club Name	Charter Date	Times in Status Quo in Past 2 Years	Current Member Count **	YTD Members Added	YTD Members Dropped	YTD Net Growth***	Member Count 1 Year Ago	Dropped Members Avg.Length of Service	Months Since Membership Update	Current Officers Reported ****	Current President Repeated Term	VP Reported *****	Last Date Reported Service (mm/yyyy)	Account Balance	YTD Donations
Clubs less than two years old																
172287	Long Island Italian American	06/22/2024	Active	32	0	0	0.00%	30		4	Y	3	R	11/2025		
190626	Long Island Mind Spark, Inc	11/24/2025	Newly Chartered	20	20	0	100.00%	0		0	Y		N			
182793	Long Island Nepali	07/17/2025	Active	20	20	0	100.00%	0		0	Y		N	11/2025		
Clubs more than two years old																
8489	BALDWIN	04/07/1947	P- Active	18	0	2	-10.00%	18	1	1	Y	3		10/2024		
8490	BELLMORE	01/22/1947	Active	50	0	0	0.00%	55		4	Y	12	R	09/2025		
68945	EASTERN	06/17/2003	Active	13	0	0	0.00%	13		4	Y	3		05/2025		\$150.00
8495	FLORAL PARK	03/03/1925	Active	68	7	1	9.68%	69	0	0	Y	3	R	11/2025		\$16,006.13
Exc Award (06/30/2019, 06/30/2022)																
8496	FRANKLIN SQUARE	02/04/1947	Active(1)	17	1	0	6.25%	17		2	Y	24	R	09/2025		
8497	FREEPORT	10/27/1955	Active(2)	5	0	0	0.00%	14		5	Y	2		11/2025		
62770	GLEN COVE NORTH SHORE	02/11/2000	Active(1)	21	0	1	-4.55%	23	1	4	Y	16	R	06/2025		
8399	HAMILTON	05/12/1946	Active	59	0	0	0.00%	60		5	Y		N	11/2025		
Exc Award (06/30/2020, 06/30/2023, 06/30/2024)																
38034	JERICHO-BROOKVILLE	02/04/1980	Active	24	0	0	0.00%	26		2	Y	3	R	11/2025		\$50,000.00
Exc Award (06/30/2018, 06/30/2020, 06/30/2021, 06/30/2022)																
8507	LEVITTOWN	05/18/1950	Active	12	2	0	20.00%	16		3	Y	4	R	11/2025	90+ Days	
8508	LONG BEACH	06/16/1926	Active	44	4	1	7.32%	43	2	0	Y	6	R	11/2025		\$10.00
137360	Long Island Indo American	02/06/2019	Active	134	6	4	1.52%	122	3	0	Y	2	R	10/2025		
Exc Award (06/30/2024, 06/30/2025)																
51042	LONG ISLAND PORTUGUESE	11/02/1990	Active	92	0	2	-2.13%	93	25	0	Y			12/2024		
Exc Award (06/30/2019)																
151499	Long Island Pride	06/27/2022	Active	40	4	0	11.11%	34		2	Y		R	10/2025		\$1,000.00
Exc Award (06/30/2023, 06/30/2025)																
104737	MERRICK	02/11/2009	Active	2	1	1	0.00%	7	10	3	N			07/2024	90+ Days	
8514	MINEOLA	05/07/1952	Active	58	1	1	0.00%	61	8	4	Y		N	05/2025		



Club Health Assessment for District 20 K2 through November 2025


			Status	Membership						Reports				Finance	LCIF	
Club Number	Club Name	Charter Date	Times in Status Quo in Past 2 Years	Current Member Count **	YTD Members Added	YTD Members Dropped	YTD Net Growth% ***	Member Count 1 Year Ago	Dropped Members Avg.Length of Service	Months Since Membership Update	Current Officers Reported ****	Current President Repeated Term	VP Reported *****	Last Date Reported Service (mm/yyyy)	Account Balance	YTD Donations
121497	Nassau Central	03/05/2014	Active(1)	21	0	2	-8.70%	24	9	0	N			11/2025		
8515	NEW HYDE PARK	01/24/1944	Active	36	0	1	-2.70%	37	2	0	Y	9		03/2024		
47600	NEW HYDE PARK NORTH	06/30/1987	Active	45	0	6	-11.76%	52	14	0	Y		N	11/2025		\$200.00
	Exc Award (06/30/2018, 06/30/2019, 06/30/2020, 06/30/2022, 06/30/2024)															
8517	OYSTER BAY	03/11/1948	Active	39	3	0	8.33%	38		2	Y		N	10/2025		\$500.00
46279	PAGET	06/13/1986	Active	17	0	0	0.00%	16		6	Y			12/2024		
8519	PLAINVIEW BETHPAGE	10/27/1957	Active	24	2	0	9.09%	19		1	Y	3	N	11/2025		
8521	PORT WASHINGTON	12/17/1924	Active	24	0	0	0.00%	29		3	Y	10	R	03/2025		
8522	ROCKVILLE CENTRE	01/30/1934	Active	89	6	2	4.71%	85	3	0	Y		N	11/2025	90+ Days	\$1,946.68
	Exc Award (06/30/2022, 06/30/2024)															
42765	SEA CLIFF GLEN HEAD	06/27/1983	Active	20	0	0	0.00%	20		15	Y	2		12/2022		
8525	SEAFORD	01/29/1952	Active	56	5	3	3.70%	57	6	1	Y		N	11/2025		\$50.00
149473	South Nassau Spectacular ASD	12/30/2021	Active	8	0	0	0.00%	8		15	Y	3		01/2024		
8512	THE MASSAPEQUAS	10/26/1950	Active	43	2	1	2.38%	47	10	0	Y	2	R	11/2025		
	Exc Award (06/30/2025)															
8530	VALLEY STREAM	01/21/1948	Active(1)	26	8	1	36.84%	12	12	1	Y	2	N	10/2025		
48471	WANTAGH	04/22/1988	Active	30	0	0	0.00%	26		4	Y	3	R	10/2025		
8532	WEST HEMPSTEAD	03/04/1947	Active	34	4	0	13.33%	31		2	Y	2	R	10/2025		\$2,110.00
	Exc Award (06/30/2021, 06/30/2022, 06/30/2023, 06/30/2024)															
151511	Westbury-Carle Place	06/23/2022	Active(2)	1	0	0	0.00%	9		11	N	2		10/2022		

Clubs Cancelled Previous Fiscal Year – Clubs Cancelled within last 12 months may be reinstated

Club Number	Club Name	Charter Date	Current Status*	Cancellation Date
8500	GREAT NECK	07/11/1935	Cancelled(8*)	12/30/2024
66744	HEMPSTEAD	10/31/2002	Cancelled(8*)	12/30/2024
8503	NASSAU COUNTY MEDICAL	02/05/1948	Cancelled(6*)	12/30/2024



Club Health Assessment for District 20 K2 through November 2025

<div>Club NumberClub NameCharter Date</div>						Status		Membership					Reports				Finance		LCIF
						Times in Status Quo in Past 2 Years	Current Member Count **	YTD Members Added	YTD Members Dropped	YTD Net Growth***	Member Count 1 Year Ago	Dropped Members Avg.Length of Service	Months Since Membership Update	Current Officers Reported ****	Current President Repeated Term	VP Reported *****	Last Date Reported Service (mm/yyyy)	Account Balance	YTD Donations
Current Total Clubs Count	YTD New Clubs Count	YTD Cancelled Clubs Count	YTD Net Club Gain	Current Total Members Count	YTD Add	YTD Drop	YTD Net Growth	Member Count 12 Months Ago	Average Member Count Per Club	% of Clubs with less than 20 members	% No Officer Report in 12 Months	% of Clubs with balance 90+ days	Number of Clubs in Status Quo	% Status Quo Clubs in Financial Suspension	Number of Cancelled Clubs	Average Cancelled Club Age	Members Lost Due to Cancellation	% of Clubs Cancelled for Non-Financial Reasons	
35	2	0	2	1,242	96	29	67	5.70%	1,211	35	26%	0%	9%	0	0%	0	0	0%	

* - P - Priority Club. Cancellation Reasons: 1-Objectives/conduct, 2-Non-active club, 5-Non-existing club, 6-Disbanding, 7-Merger, 8-Financial Suspension, 9-District/Multiple District Dues.

** Red denotes below 15 active members.

*** Red denotes 20% + loss.

**** Y - all 3 (President, Secretary, Treasurer) club officers reported, N - not all 3 reported.

***** Abbreviation: N-New, IP-Immediate Past, R-Repeat.




Club Health Assessment for District 20 S through November 2025

			Status	Membership						Reports				Finance	LCIF	
Club Number	Club Name	Charter Date	Times in Status Quo in Past 2 Years	Current Member Count **	YTD Members Added	YTD Members Dropped	YTD Net Growth% ***	Member Count 1 Year Ago	Dropped Members Avg.Length of Service	Months Since Membership Update	Current Officers Reported ****	Current President Repeated Term	VP Reported *****	Last Date Reported Service (mm/yyyy)	Account Balance	YTD Donations
Clubs more than two years old																
137557	Amityville	04/05/2019	Status Quo(4)	11	0	0	0.00%	11		17	N	None		06/2025	90+ Days	\$20.00
8534	BABYLON	10/14/1936	Active	47	0	2	-4.08%	50	18	2	Y		N	11/2025	90+ Days	\$60.00
8536	BAY SHORE	10/08/1931	Active	73	1	2	-1.35%	75	16	2	Y	2	N	10/2025	90+ Days	\$262.00
65254	BAYPORT BLUE POINT COMMUNITY	04/02/2002	Active	12	0	0	0.00%	12		16	Y	14		07/2021		
8538	BLUE POINT BAYPORT	01/24/1968	Active(1)	6	0	0	0.00%	7		1	Y	9		11/2021		
42645	BRENTWOOD NY ISLANDERS	05/31/1983	Active	16	0	0	0.00%	16		3	Y	2		10/2024		\$2.00
8541	BRIDGEHAMPTON	04/23/1948	Active(1)	16	0	0	0.00%	16		17	Y	4		11/2025		
58503	BROOKHAVEN GREAT SOUTH BAY Exc Award (06/30/2017, 06/30/2023)	06/24/1996	Active	28	0	0	0.00%	25		5	Y		N	08/2025		\$273.00
8544	CENTRAL ISLIP	12/14/1945	Active	12	0	0	0.00%	12		16	N	3		07/2025		\$1.00
8545	COLD SPRING HARBOR	02/04/1954	Active	17	1	0	6.25%	16		3	Y		IP	10/2025		\$160.00
8548	CUTCHOGUE	05/14/1970	Active	20	0	0	0.00%	25		5	Y	6	R	11/2025		
8549	DEER PARK	05/25/1948	Active(1)	27	0	0	0.00%	28		5	Y	6	N	10/2025		\$12.00
64401	EAST END	06/08/2001	Active	34	0	1	-2.86%	35	45	3	Y		N	10/2025		\$210.00
8551	EAST HAMPTON	04/21/1949	Active(1)	31	5	1	14.81%	27	4	0	Y	2		11/2025		\$170.00
8555	GREENLAWN	01/05/1951	Active	10	0	0	0.00%	11		1	Y	12	R	04/2025		
8557	HAMPTON BAYS	05/13/1948	Active	21	1	5	-16.00%	25	10	3	Y	5		11/2025		
8560	HUNTINGTON	10/08/1934	Active	24	0	0	0.00%	22		3	Y	4	R	11/2025		\$172.00
8564	LAKE GROVE	11/23/1964	Active	34	5	1	13.33%	30	11	0	Y	5	R	11/2025	90+ Days	\$1,486.00
8566	MASTICS SHIRLEY L C	12/08/1966	Active	7	0	1	-12.50%	8	42	0	Y	2	R	06/2024		
8567	MATTITUCK Exc Award (06/30/2024)	03/06/1952	Active	80	3	0	3.90%	79		3	Y		N	10/2025		
8574	MEDFORD NORTH PATCHOGUE	05/19/1966	Active	10	0	2	-16.67%	12	27	4	N	None		05/2025		\$200.00
8568	MELVILLE Exc Award (06/30/2023)	09/25/1953	Active	40	0	0	0.00%	44		4	Y		N	11/2025		\$1,151.00
8569	MONTAUK POINT	09/08/1949	Active	32	2	0	6.67%	31		0	Y	2	N	12/2018		\$10.00



Club Health Assessment for District 20 S through November 2025

			Status	Membership						Reports				Finance		LCIF
Club Number	Club Name	Charter Date	Times in Status Quo in Past 2 Years	Current Member Count **	YTD Members Added	YTD Members Dropped	YTD Net Growth% ***	Member Count 1 Year Ago	Dropped Members Avg.Length of Service	Months Since Membership Update	Current Officers Reported ****	Current President Repeated Term	VP Reported *****	Last Date Reported Service (mm/yyyy)	Account Balance	YTD Donations
8571	NORTH BABYLON	09/16/1952	Active	91	7	1	7.06%	88	6	0	Y	2	R	11/2025		\$1,083.00
Exc Award (06/30/2024)																
8588	NORTH SEA	11/21/1968	Active	13	0	0	0.00%	13		12	Y	12	R	02/2023		
8576	NORTHPORT CENTERPORT	06/20/1944	Active	18	1	0	5.88%	15		0	Y	3	N	11/2025		\$1,010.00
8578	PATCHOGUE	01/16/1947	Active	61	1	1	0.00%	56	0	1	Y	2	R	11/2025		\$461.00
Exc Award (06/30/2019, 06/30/2025)																
77410	PATCHOGUE LIONESS	07/29/2003	Active	27	2	0	8.00%	23		2	Y	5	N	11/2025		\$13,952.61
Exc Award (06/30/2022, 06/30/2023)																
8580	PORT JEFFERSON	04/08/1946	Active	49	0	0	0.00%	45		5	Y		N	11/2025		\$340.00
8581	RIVERHEAD	03/10/1947	Active	40	10	0	33.33%	25		0	Y		N	11/2025		\$83.00
8582	ROCKY POINT	05/04/1955	Active	23	0	2	-8.00%	26	6	0	Y	2		10/2025		\$315.00
8583	SAG HARBOR	01/26/1954	Active	23	0	2	-8.00%	26	7	4	Y	3	R	10/2023		\$25.00
Exc Award (06/30/2017, 06/30/2018)																
139327	Sayville	08/13/2019	Active	38	0	1	-2.56%	40	22	4	Y			11/2025		\$211.00
8585	SHELTER ISLAND	10/04/1950	Active	107	1	2	-0.93%	108	13	0	Y		N	07/2025		\$500.00
Exc Award (06/30/2023, 06/30/2024)																
8537	SOUTH COUNTRY L C	04/27/1949	Active	14	0	0	0.00%	17		1	Y	3		06/2025		
8587	SOUTHAMPTON	06/22/1948	Active(1)	23	0	0	0.00%	23		11	Y	14	R	10/2025		
8597	WEST BABYLON	06/12/1950	Active	18	0	0	0.00%	21		5	Y		N	11/2024	90+ Days	
Exc Award (06/30/2024)																
131132	Wyandanch-Wheatley Heights	06/28/2017	Active	18	2	0	12.50%	14		0	Y	5	R	10/2025		\$11.00

Clubs Cancelled Previous Fiscal Year – Clubs Cancelled within last 12 months may be reinstated

Club Number	Club Name	Charter Date	Current Status*	Cancellation Date
133718	Southold	02/27/2018	Cancelled(6*)	08/29/2024

Current Total Clubs Count	YTD New Clubs Count	YTD Cancelled Clubs Count	YTD Net Club Gain	Current Total Members Count	YTD Add	YTD Drop	YTD Net Growth	YTD Net Growth %	Member Count 12 Months Ago	Average Member Count Per Club	% of Clubs with less than 20 members	% No Officer Report in 12 Months	% of Clubs with balance 90+ days	Number of Clubs in Status Quo	% Status Quo Clubs in Financial Suspension	Number of Cancelled Clubs	Average Cancelled Club Age	Members Lost Due to Cancellation	% of Clubs Cancelled for Non-Financial Reasons
38	0	0	0	1,171	42	24	18	1.56%	1,157	31	39%	3%	13%	1	100%	0	0	0	0%



Club Health Assessment for District 20 S through November 2025

			Status		Membership				Reports				Finance	LCIF		
Club Number	Club Name	Charter Date	Times in Status Quo in Past 2 Years	Current Member Count **	YTD Members Added	YTD Members Dropped	YTD Net Growth% ***	Member Count 1 Year Ago	Dropped Members Avg.Length of Service	Months Since Membership Update	Current Officers Reported ****	Current President Repeated Term	VP Reported *****	Last Date Reported Service (mm/yyyy)	Account Balance	YTD Donations

* - P - Priority Club. Cancellation Reasons: 1-Objectives/conduct, 2-Non-active club, 5-Non-existing club, 6-Disbanding, 7-Merger, 8-Financial Suspension, 9-District/Multiple District Dues.

** Red denotes below 15 active members.

*** Red denotes 20% + loss.

**** Y - all 3 (President, Secretary, Treasurer) club officers reported, N - not all 3 reported.

***** Abbreviation: N-New, IP-Immediate Past, R-Repeat.




Club Health Assessment for District 21 N through November 2025

			Status	Membership						Reports				Finance	LCIF	
Club Number	Club Name	Charter Date	Times in Status Quo in Past 2 Years	Current Member Count **	YTD Members Added	YTD Members Dropped	YTD Net Growth% ***	Member Count 1 Year Ago	Dropped Members Avg.Length of Service	Months Since Membership Update	Current Officers Reported ****	Current President Repeated Term	VP Reported *****	Last Date Reported Service (mm/yyyy)	Account Balance	YTD Donations
Clubs less than two years old																
157680	Canyon Global Chambers of Commerce	03/08/2024	Active	19	0	6	-24.00%	23	2	0	Y	3	R	12/2024		
171637	Glendale Educators	05/17/2024	Active	19	0	0	0.00%	20		0	Y	3	R	05/2025		
187165	Litchfield Park Warriors	07/14/2025	Active	20	20	0	100.00%	0		4	Y		N	11/2025		
171364	Metro Phoenix Cooking Masters	06/19/2024	Active	16	0	1	-5.88%	21	1	2	Y	3	R	02/2025		\$20.00
183084	Phoenix Pickleball Warriors	06/24/2025	Active	20	0	0	0.00%	0		4	Y	2	R			
171620	Phoenix Rising Students	05/13/2024	Active	23	3	1	9.52%	21	1	1	Y	3	R	10/2025		
180267	Surprise Sunshine	01/07/2025	Active	20	0	0	0.00%	0		2	Y	2	R	11/2025		
Clubs more than two years old																
137304	Buckeye Festival Exc Award (06/30/2024)	01/18/2019	Active	20	3	0	17.65%	16		0	Y	8	N	10/2025		\$20.00
101553	BULLHEAD CITY Exc Award (06/30/2018, 06/30/2024, 06/30/2025)	03/21/2008	Active	26	2	0	8.33%	23		0	Y	4	R	11/2025		\$500.00
8604	CAMELBACK MTN Exc Award (06/30/2023, 06/30/2024)	03/29/1955	Active	13	0	0	0.00%	12		2	Y		N	11/2025		\$100.00
8681	CAMP VERDE Exc Award (06/30/2025)	03/06/1950	Active	5	0	1	-16.67%	3	2	3	N	8		11/2024		
42059	CHINO VALLEY	12/07/1982	Active	12	2	0	20.00%	12		1	Y	2		10/2025		
142867	Chino Valley Lioness Exc Award (06/30/2024, 06/30/2025)	09/15/2020	Active	25	4	0	19.05%	21		0	Y	2	R	11/2025		
8683	COTTONWOOD Exc Award (06/30/2024, 06/30/2025)	03/01/1950	Active	28	2	0	7.69%	20		1	Y	3	R	11/2025		\$350.00
8684	FLAGSTAFF	03/16/1945	Active	7	0	3	-30.00%	10	25	0	Y	3	N	11/2025		
47611	FLAGSTAFF SUNRISE	06/30/1987	Active	36	6	4	5.88%	34	7	0	Y		IP	08/2025	90+ Days	
137675	Fountain Hills Community	06/21/2019	Active	14	0	7	-33.33%	17	5	1	Y	4	R	10/2025		
156322	Glendale Heal the World	10/12/2023	Active	20	0	0	0.00%	20		1	Y			09/2024		
155353	Glendale Professionals and Healthcare Associates Exc Award (06/30/2024)	08/04/2023	Active	20	0	0	0.00%	20		0	Y		N	06/2025		



Club Health Assessment for District 21 N through November 2025

			Status	Membership						Reports				Finance	LCIF	
Club Number	Club Name	Charter Date	Times in Status Quo in Past 2 Years	Current Member Count **	YTD Members Added	YTD Members Dropped	YTD Net Growth% ***	Member Count 1 Year Ago	Dropped Members Avg.Length of Service	Months Since Membership Update	Current Officers Reported ****	Current President Repeated Term	VP Reported *****	Last Date Reported Service (mm/yyyy)	Account Balance	YTD Donations
8688	HOLBROOK	09/05/1929	Active	10	0	0	0.00%	10		2	Y	13	R	07/2025		
	Exc Award (06/30/2023)															
8693	KINGMAN MOHAVE	08/01/1963	Active	26	0	1	-3.70%	28	37	0	Y		N	10/2025	90+ Days	
	Exc Award (06/30/2019)															
61973	LAKE HAVASU CITY DAYBREAKERS	05/24/1999	Active	13	0	0	0.00%	16		1	Y			11/2025		
	Exc Award (06/30/2024)															
38897	OVERGAARD PONDEROSA	09/25/1980	Active	19	2	0	11.76%	24		1	Y	2	N	11/2025		\$540.00
	Exc Award (06/30/2017, 06/30/2024)															
8698	PAYSON	05/09/1963	Active	27	3	0	12.50%	29		2	Y		N	10/2025		\$1,020.00
	Exc Award (06/30/2018, 06/30/2023)															
63561	PEORIA NORTHWEST VALLEY	09/11/2000	Active	12	0	2	-14.29%	14	31	0	Y		N	10/2025		\$150.00
	Exc Award (06/30/2024)															
33522	PEORIA PIONEER	03/24/1977	Active	23	0	0	0.00%	25		1	Y		R	11/2025		\$20.00
	Exc Award (06/30/2016, 06/30/2018, 06/30/2021, 06/30/2024)															
40741	PEORIA SUNSET	01/15/1982	Active	22	0	1	-4.35%	28	52	2	Y		N	10/2025		\$2,140.00
	Exc Award (06/30/2023, 06/30/2024)															
8613	PHOENIX	04/19/1923	Active	24	4	0	20.00%	21		0	Y		N	11/2025		\$60.00
124803	Phoenix Asian American	05/05/2015	Active	108	10	4	5.88%	108	6	2	Y		IP	11/2025	90+ Days	\$60.00
	Exc Award (06/30/2017, 06/30/2019, 06/30/2020, 06/30/2023, 06/30/2024)															
58055	PHOENIX BARANGAY	03/29/1996	Active	81	3	0	3.85%	69		1	Y	2	R	11/2025		\$10,329.99
	Exc Award (06/30/2023, 06/30/2024, 06/30/2025)															
8612	PHOENIX BILTMORE	02/27/1964	Active	13	0	0	0.00%	13		2	Y	8		11/2025		
	Exc Award (06/30/2024)															
8614	PHOENIX BREAKFAST	03/11/1959	Active	8	0	0	0.00%	9		2	Y	10		06/2025		
141242	Phoenix Jewel of The East	06/03/2020	Active	35	6	0	20.69%	39		2	Y	2	R	11/2025		
	Exc Award (06/30/2024)															
144648	Phoenix Lions Without Borders	12/29/2020	Active	71	2	1	1.43%	63	10	1	Y		N	11/2025		\$685.00
	Exc Award (06/30/2022, 06/30/2024, 06/30/2025)															
29998	PHOENIX METRO	12/10/1974	Active	9	0	0	0.00%	12		1	Y	2	N	11/2025		\$20.00
	Exc Award (06/30/2023)															



Club Health Assessment for District 21 N through November 2025

			Status	Membership						Reports				Finance	LCIF	
Club Number	Club Name	Charter Date	Times in Status Quo in Past 2 Years	Current Member Count **	YTD Members Added	YTD Members Dropped	YTD Net Growth% ***	Member Count 1 Year Ago	Dropped Members Avg.Length of Service	Months Since Membership Update	Current Officers Reported ****	Current President Repeated Term	VP Reported *****	Last Date Reported Service (mm/yyyy)	Account Balance	YTD Donations
8618	PHOENIX MIDTOWN	06/18/1968	Active	6	2	3	-14.29%	7	43	1	Y	8		09/2025		
149756	Phoenix One World Global Artists Exc Award (06/30/2024)	02/21/2022	Active(1)	16	0	3	-15.79%	27	3	0	Y	2	R	10/2025		\$40.00
38035	PHOENIX PARADISE VILLAGE	02/11/1980	Cancelled(6*)	0	0	5	-100.00%	9	17	1	N	None		01/2025		
44956	PHOENIX PHIL AM Exc Award (06/30/2016, 06/30/2017, 06/30/2018, 06/30/2024)	05/15/1985	Active	94	4	4	0.00%	94	13	2	Y		N	11/2025		\$1,340.00
141186	Phoenix Rainbow Exc Award (06/30/2025)	06/04/2020	Active	89	17	10	8.54%	73	2	0	Y	2	N	11/2025		\$1,000.00
144461	Phoenix Unity Family Exc Award (06/30/2024)	12/26/2020	Active	3	1	0	50.00%	16		2	N	2		08/2025		
8625	PHOENIX VALLEY OF SUN Exc Award (06/30/2017, 06/30/2019, 06/30/2021, 06/30/2024)	06/02/1960	Active	12	0	1	-7.69%	18	29	2	Y		IP	10/2025		\$70.00
8699	PINETOP	05/05/1960	Active	11	0	2	-15.38%	13	6	2	Y		R	05/2025		\$20.00
8700	PRESCOTT NOON Exc Award (06/30/2018, 06/30/2024)	06/01/1949	Active	90	5	0	5.88%	86		1	Y		N	11/2025		\$100.00
8701	PRESCOTT SUNRISE Exc Award (06/30/2023, 06/30/2024)	02/09/1961	Active	53	1	0	1.92%	52		0	Y		N	11/2025		\$7,640.00
44421	PRESCOTT VALLEY EARLY BIRD	12/31/1984	Active	41	4	1	7.89%	37	5	1	Y		N	10/2025		\$20.00
8704	SALOME	04/04/1940	Active	15	2	2	0.00%	15	1	1	Y		N	10/2025		
111501	SCOTTSDALE McCORMICK RANCH	06/24/2011	Active	6	0	0	0.00%	6		2	Y	3	R	11/2024	90+ Days	\$20.00
42767	SCOTTSDALE PINNACLE PEAK Exc Award (06/30/2017)	06/30/1983	Active	26	5	3	8.33%	18	7	0	Y	4	R	11/2025		
52970	SCOTTSDALE PRIDE OF SCOTTSDALE Exc Award (06/30/2017, 06/30/2024, 06/30/2025)	04/24/1992	Active	18	1	2	-5.26%	17	1	0	Y		IP	10/2025		
8695	SEDONA OAK CREEK CANYON Exc Award (06/30/2023, 06/30/2024)	02/20/1953	Active	27	3	0	12.50%	24		0	Y	3	R	06/2025		\$40.00
44519	SHOW LOW Exc Award (06/30/2017, 06/30/2024)	01/28/1985	Active	7	3	1	40.00%	8	0	2	Y	5	R	10/2025		



Club Health Assessment for District 21 N through November 2025

			Status	Membership						Reports				Finance	LCIF	
Club Number	Club Name	Charter Date	Times in Status Quo in Past 2 Years	Current Member Count **	YTD Members Added	YTD Members Dropped	YTD Net Growth% ***	Member Count 1 Year Ago	Dropped Members Avg.Length of Service	Months Since Membership Update	Current Officers Reported ****	Current President Repeated Term	VP Reported *****	Last Date Reported Service (mm/yyyy)	Account Balance	YTD Donations
29360	SUN CITY EARLY BIRDS	04/23/1974	Active	22	1	0	4.76%	22		0	Y	2	R	11/2025		
	Exc Award (06/30/2019)															
8630	SUN CITY HOST	08/18/1960	Active	35	3	0	9.38%	31		0	Y		N	11/2025		\$2,885.00
	Exc Award (06/30/2018, 06/30/2019, 06/30/2022, 06/30/2023, 06/30/2024, 06/30/2025)															
8632	SUN CITY MID WEEK BELL	06/12/1972	Active	17	0	0	0.00%	18		2	Y		N	11/2025		
39683	SUN CITY WEST SUNRISE	04/09/1981	Active	15	2	2	0.00%	16	5	0	Y		N	11/2025		
63551	SURPRISE	09/11/2000	Active	14	0	0	0.00%	12		1	Y	3	R	11/2025		
57704	SURPRISE SUN VILLAGE	12/19/1995	Active	23	2	0	9.52%	22		0	Y		N	11/2025		\$20.00
8710	WICKENBURG	04/21/1955	Active	12	0	0	0.00%	15		2	Y			11/2025		\$20.00
8711	WILLIAMS	03/12/1945	Active	28	0	5	-15.15%	31	18	0	Y	4	R	11/2025		\$420.00
	Exc Award (06/30/2018, 06/30/2019, 06/30/2020, 06/30/2022, 06/30/2023, 06/30/2024, 06/30/2025)															

Clubs Cancelled Previous Fiscal Year – Clubs Cancelled within last 12 months may be reinstated

Club Number	Club Name	Charter Date	Current Status*	Cancellation Date
157249	Glendale Sosona	02/06/2024	Cancelled(6*)	06/29/2025
8687	GRAND CANYON	04/20/1961	Cancelled(8*)	12/30/2024

Current Total Clubs Count	YTD New Clubs Count	YTD Cancelled Clubs Count	YTD Net Club Gain	Current Total Members Count	YTD Add	YTD Drop	YTD Net Growth	YTD Net Growth %	Member Count 12 Months Ago	Average Member Count Per Club	% of Clubs with less than 20 members	% No Officer Report in 12 Months	% of Clubs with balance 90+ days	Number of Clubs in Status Quo	% Status Quo Clubs in Financial Suspension	Number of Cancelled Clubs	Average Cancelled Club Age	Members Lost Due to Cancellation	% of Clubs Cancelled for Non-Financial Reasons
59	1	1	0	1,544	128	76	52	3.49%	1,488	26	47%	0%	7%	0	0%	1	111	5	0%

* - P - Priority Club. Cancellation Reasons: 1-Objectives/conduct, 2-Non-active club, 5-Non-existing club, 6-Disbanding, 7-Merger, 8-Financial Suspension, 9-District/Multiple District Dues.

** Red denotes below 15 active members.

*** Red denotes 20% + loss.

**** Y - all 3 (President, Secretary, Treasurer) club officers reported, N - not all 3 reported.

***** Abbreviation: N-New, IP-Immediate Past, R-Repeat.



Club Health Assessment for District 21 S through November 2025

			Status	Membership					Reports					Finance		LCIF
Club Number	Club Name	Charter Date	Times in Status Quo in Past 2 Years	Current Member Count **	YTD Members Added	YTD Members Dropped	YTD Net Growth% ***	Member Count 1 Year Ago	Dropped Members Avg.Length of Service	Months Since Membership Update	Current Officers Reported ****	Current President Repeated Term	VP Reported *****	Last Date Reported Service (mm/yyyy)	Account Balance	YTD Donations
Clubs less than two years old																
182380	Apache Junction	06/10/2025	Active	27	0	0	0.00%	0		2	N	2		11/2025		
157333	Eastern Arizona College	05/17/2024	Active	43	22	0	104.76%	21		0	Y			10/2025		
181366	Maricopa Alliance of Assisted Living	03/13/2025	Active	21	0	0	0.00%	0		1	Y	2		08/2025		
Clubs more than two years old																
8601	AJO	03/12/1962	Active	2	0	0	0.00%	2		14	N			12/2011		
8638	BENSON	11/08/1950	Active(1)	1	1	0	100.00%	0		1	Y	6		07/2023		
8603	BUCKEYE	09/30/1947	Active	23	2	2	0.00%	26	2	0	Y	2	N	11/2025		\$340.00
Exc Award (06/30/2018, 06/30/2019)																
61904	CATALINA ORO VALLEY	05/11/1999	Active	30	0	0	0.00%	33		1	Y		N	09/2025		
Exc Award (06/30/2023)																
8643	CHANDLER	02/22/1939	Active	42	9	8	2.44%	39	3	0	Y	2	N	11/2025		\$1,020.00
56694	CHANDLER SUN BIRD	03/23/1995	Active	59	5	3	3.51%	50	2	0	Y	3	R	11/2025		\$7,020.00
Exc Award (06/30/2016, 06/30/2023, 06/30/2025)																
8644	COCHISE STRONGHOLD	12/06/1965	Active	28	4	0	16.67%	28		0	Y	2	R	11/2025		\$500.00
Exc Award (06/30/2018)																
8645	COOLIDGE	02/28/1929	Status Quo(1)	10	0	4	-28.57%	14	9	2	N	2		06/2017	90+ Days	
8647	DOUGLAS	04/22/1929	Active	25	2	2	0.00%	22	1	0	Y		N	12/2019		
8649	ELOY	01/27/1945	Active	7	0	0	0.00%	7		1	Y	5		05/2021		
8650	FLORENCE	03/28/1929	Active	11	3	1	22.22%	11	0	0	Y		N	08/2025		\$150.00
8606	GILA BEND	01/07/1965	Active	8	2	0	33.33%	6		1	N	5		09/2021	90+ Days	
8653	GLOBE	04/27/1943	Active	9	1	0	12.50%	15		0	Y			11/2025		\$1,537.70
Exc Award (06/30/2018, 06/30/2022)																
61905	GOLD CANYON	05/17/1999	Active	19	0	0	0.00%	21		1	Y		N	08/2024		
8609	GOODYEAR	05/14/1945	Active	2	0	0	0.00%	2		6	Y	6		07/2019		
8655	HUACHUCA CITY	04/30/1963	Active	18	1	0	5.88%	13		1	Y	6	N	11/2025		
29841	LAVEEN	10/21/1974	Active(1)	9	0	22	-70.97%	31	19	0	Y	2		10/2022		
Exc Award (06/30/2018)																



Club Health Assessment for District 21 S through November 2025

			Status	Membership						Reports				Finance	LCIF	
Club Number	Club Name	Charter Date	Times in Status Quo in Past 2 Years	Current Member Count **	YTD Members Added	YTD Members Dropped	YTD Net Growth% ***	Member Count 1 Year Ago	Dropped Members Avg.Length of Service	Months Since Membership Update	Current Officers Reported ****	Current President Repeated Term	VP Reported *****	Last Date Reported Service (mm/yyyy)	Account Balance	YTD Donations
119411	MARANA HOST	05/22/2013	Active	24	7	0	41.18%	15		0	Y		R	11/2025		\$380.00
	Exc Award (06/30/2025)															
124245	Maricopa	03/04/2015	Active	33	7	3	13.79%	28	7	1	Y		N	03/2025		\$418.00
	Exc Award (06/30/2023, 06/30/2024)															
106858	MESA FOUNTAIN OF THE SUN	11/11/2009	Active	49	3	3	0.00%	47	1	0	Y		N	11/2025		\$2,180.00
	Exc Award (06/30/2017, 06/30/2024, 06/30/2025)															
38140	MESA LEISURE WORLD	03/31/1980	Active	59	6	2	7.27%	63	8	0	Y	2	N	11/2025	90+ Days	\$1,000.00
	Exc Award (06/30/2019, 06/30/2021, 06/30/2022)															
122542	Mesa Sunland Springs Village	06/18/2014	Active	23	0	0	0.00%	25		1	Y		N	10/2025		\$1,500.00
	Exc Award (06/30/2016, 06/30/2022, 06/30/2023, 06/30/2024)															
8658	MESA THUNDERBIRD	05/15/1963	Active	42	12	0	40.00%	27		1	Y		N	11/2025		\$200.00
	Exc Award (06/30/2017, 06/30/2018, 06/30/2022, 06/30/2025)															
8659	MIAMI	03/19/1928	Active	8	0	0	0.00%	8		1	Y	7		09/2018	90+ Days	
8660	MORENCI	10/17/1947	Active	21	4	1	16.67%	19	1	0	Y		R	11/2025		
8661	NOGALES	04/23/1945	Active	32	3	0	10.34%	32		0	Y		N	11/2025		
8664	SAFFORD	10/10/1950	Active	98	17	0	20.99%	77		0	Y		N	11/2025		\$140.00
8666	SAN PEDRO VALLEY	11/04/1947	Active(1)	6	0	4	-40.00%	10	1	1	Y	2		03/2021		
104237	SAN TAN	12/29/2008	Active	6	0	1	-14.29%	8	34	0	Y	2	R	10/2025		\$100.00
8651	SIERRA VISTA	10/18/1955	Active	16	0	1	-5.88%	16	37	0	Y	3	R	10/2025		\$300.00
8668	SOUTH TUCSON	09/23/1947	Active	47	1	1	0.00%	31	4	0	Y		R	06/2025		\$500.00
44625	SUN LAKES	02/18/1985	Active	32	2	1	3.23%	27	21	0	Y	4	N	10/2024		\$380.00
	Exc Award (06/30/2023, 06/30/2025)															
115729	SUN LAKES BREAKFAST	12/19/2011	Active	28	0	0	0.00%	28		1	Y	2	R	09/2025		\$4,010.00
	Exc Award (06/30/2016)															
97626	TANQUE VERDE VALLEY	08/16/2006	Active	11	2	0	22.22%	13		0	Y	3	R	02/2025	90+ Days	
8671	TEMPE	05/02/1929	Active	5	1	0	25.00%	4		3	Y	3	N	08/2025	90+ Days	\$20.00
8672	TOMBSTONE	04/09/1954	Active	14	0	0	0.00%	16		1	Y	5		11/2022		\$1,000.00
8674	TUCSON BREAKFAST	04/03/1957	Active	53	3	1	3.92%	52	4	0	Y		N	09/2025	90+ Days	\$100.00
	Exc Award (06/30/2016, 06/30/2024)															



Club Health Assessment for District 21 S through November 2025

INTERNATIONAL

Club Number	Club Name	Charter Date	Status	Membership					Reports				Finance	LCIF		
			Times in Status Quo in Past 2 Years	Current Member Count **	YTD Members Added	YTD Members Dropped	YTD Net Growth***	Member Count 1 Year Ago	Dropped Members Avg.Length of Service	Months Since Membership Update	Current Officers Reported ****	Current President Repeated Term	VP Reported *****	Last Date Reported Service (mm/yyyy)	Account Balance	YTD Donations
8673	TUCSON DOWNTOWN	04/26/1923	Active	38	3	0	8.57%	24		1	Y	2	R	08/2024		\$92.00
8663	TUCSON RINCON	04/02/1953	Active	42	3	1	5.00%	33	20	1	Y	7	N	06/2025		
8677	TUCSON WILMOT	11/20/1957	Cancelled(6*)	0	0	0	0.00%	3		5	N	None		11/2023		

Clubs Cancelled Previous Fiscal Year – Clubs Cancelled within last 12 months may be reinstated

Club Number	Club Name	Charter Date	Current Status*	Cancellation Date
8652	GILBERT	10/14/1969	Cancelled(6*)	06/29/2025
38433	GREEN VALLEY SAHUARITA	05/15/1980	Cancelled(6*)	06/29/2025
50497	GUADALUPE	05/04/1990	Cancelled(8*)	12/30/2024
29403	SIERRA VISTA LA SALIDA DEL SOL	05/10/1974	Cancelled(6*)	12/30/2024
145171	Tucson Cyber	02/24/2021	Cancelled(6*)	04/29/2025
153914	UA Lions	04/19/2023	Cancelled(8*)	06/29/2025

Current Total Clubs Count	YTD New Clubs Count	YTD Cancelled Clubs Count	YTD Net Club Gain	Current Total Members Count	YTD Add	YTD Drop	YTD Net Growth	YTD Net Growth %	Member Count 12 Months Ago	Average Member Count Per Club	% of Clubs with less than 20 members	% No Officer Report in 12 Months	% of Clubs with balance 90+ days	Number of Clubs in Status Quo	% Status Quo Clubs in Financial Suspension	Number of Cancelled Clubs	Average Cancelled Club Age	Members Lost Due to Cancellation	% of Clubs Cancelled for Non-Financial Reasons
42	0	1	-1	1,081	126	61	65	6.40%	947	26	43%	0%	17%	1	100%	1	260	0	-100%

* - P - Priority Club. Cancellation Reasons: 1-Objectives/conduct, 2-Non-active club, 5-Non-existing club, 6-Disbanding, 7-Merger, 8-Financial Suspension, 9-District/Multiple District Dues.

** Red denotes below 15 active members.

*** Red denotes 20% + loss.

**** Y - all 3 (President, Secretary, Treasurer) club officers reported, N - not all 3 reported.

***** Abbreviation: N-New, IP-Immediate Past, R-Repeat.



Club Health Assessment for District 22 A through November 2025

			Status	Membership						Reports				Finance	LCIF	
Club Number	Club Name	Charter Date	Times in Status Quo in Past 2 Years	Current Member Count **	YTD Members Added	YTD Members Dropped	YTD Net Growth% ***	Member Count 1 Year Ago	Dropped Members Avg.Length of Service	Months Since Membership Update	Current Officers Reported ****	Current President Repeated Term	VP Reported *****	Last Date Reported Service (mm/yyyy)	Account Balance	YTD Donations
Clubs more than two years old																
8713	ABERDEEN	05/27/1932	Active	43	0	4	-8.51%	48	14	0	Y		N	11/2025		\$1,000.00
67122	ABERDEEN LIONESS	01/21/2003	Active	18	0	0	0.00%	21		5	Y		IP	06/2025		
8714	ANNAPOLIS	05/19/1941	Active	9	0	1	-10.00%	10	28	1	Y	3	R	11/2025		
8723	BALTIMORE FORTY WEST	04/22/1948	Active	16	2	0	14.29%	15		0	Y	2	R	10/2025		
128892	Baltimore Nepalese	09/15/2016	Active	30	4	0	15.38%	22		2	Y		N	11/2025		\$100.00
	Exc Award (06/30/2025)															
8724	BEL AIR	12/15/1942	Active	72	10	3	10.77%	55	1	0	Y		N	11/2025		\$50.00
	Exc Award (06/30/2018, 06/30/2020, 06/30/2022, 06/30/2023, 06/30/2024, 06/30/2025)															
46508	CHURCHVILLE	08/29/1986	Active	21	0	1	-4.55%	21	2	4	Y	2	N	11/2025		
	Exc Award (06/30/2023)															
8726	CLARKSVILLE	03/16/1971	Active	7	0	0	0.00%	8		5	Y	9		04/2025		
8728	DARLINGTON	05/02/1947	Active	19	0	0	0.00%	21		5	Y			11/2025		
	Exc Award (06/30/2023, 06/30/2024)															
8729	EASTERN REGIONAL	10/26/1942	Active	14	1	0	7.69%	13		1	Y	2	IP	11/2025		
	Exc Award (06/30/2018)															
8732	EDGEWOOD	09/22/1947	Active	18	3	2	5.88%	17	0	1	Y	6	R	11/2025		
8733	ELLICOTT CITY COLUMBIA	04/29/1947	Active	11	0	0	0.00%	8		1	Y	3	N	11/2025		
8734	FALLSTON	03/17/1970	Active	13	0	0	0.00%	13		17	Y	8	R	05/2025		
46400	GLENWOOD	06/16/1950	Active	28	0	1	-3.45%	30	36	0	Y	6		04/2025		
8739	JARRETTSVILLE	05/06/1949	Active	77	0	0	0.00%	73		1	Y		N	10/2025		\$5,000.00
	Exc Award (06/30/2023, 06/30/2024, 06/30/2025)															
8740	JOPPATOWNE L C	01/07/1965	Active	9	0	0	0.00%	9		16	Y	10	R	11/2025		
8742	LINTHICUM	11/22/1943	Active	12	0	0	0.00%	12		4	Y	5	R	10/2025		
8744	LONG GREEN VALLEY	03/04/1957	Active	12	4	1	33.33%	9	13	0	Y	24	R	04/2025		
8746	OVERLEA	02/22/1946	Active	9	0	0	0.00%	10		5	Y	5	N	04/2025		
111276	PERRY HALL KINGSVILLE	06/09/2011	Active	30	0	1	-3.23%	32	4	3	Y	16		06/2025		
8750	REISTERSTOWN	01/13/1950	Active	20	0	0	0.00%	20		3	Y		R	04/2025		\$100.00



Club Health Assessment for District 22 A through November 2025

						Membership					Reports				Finance		LCIF		
Club Number	Club Name	Charter Date	Status		Current Member Count **	YTD Members Added	YTD Members Dropped	YTD Net Growth% ***	Member Count 1 Year Ago	Dropped Members Avg.Length of Service	Months Since Membership Update	Current Officers Reported ****	Current President Repeated Term	VP Reported *****	Last Date Reported Service (mm/yyyy)	Account Balance	YTD Donations		
			Times in Status Quo in Past 2 Years																
Exc Award (06/30/2018)			Active	45	1	2	-2.17%	49	16	1	Y			N	11/2025		\$2,700.00		
8753	SEVERN RIVER	02/02/1956																	
Exc Award (06/30/2023)																			
Current Total Clubs Count	YTD New Clubs Count	YTD Cancelled Clubs Count	YTD Net Club Gain	Current Total Members Count	YTD Add	YTD Drop	YTD Net Growth	Member Count 12 Months Ago	Average Member Count Per Club	% of Clubs with less than 20 members	% No Officer Report in 12 Months	% of Clubs with balance 90+ days	Number of Clubs in Status Quo	% Status Quo Clubs in Financial Suspension	Number of Cancelled Clubs	Average Cancelled Club Age	Members Lost Due to Cancellation	% of Clubs Cancelled for Non-Financial Reasons	
22	0	0	0	533	25	16	9	1.72%	516	24	59%	0%	0%	0	0%	0	0	0	0%

* - P - Priority Club. Cancellation Reasons: 1-Objectives/conduct, 2-Non-active club, 5-Non-existing club, 6-Disbanding, 7-Merger, 8-Financial Suspension, 9-District/Multiple District Dues.

** Red denotes below 15 active members.

*** Red denotes 20% + loss.

**** Y - all 3 (President, Secretary, Treasurer) club officers reported, N - not all 3 reported.

***** Abbreviation: N-New, IP-Immediate Past, R-Repeat.



Club Health Assessment for District 22 B through November 2025

			Status	Membership					Reports				Finance	LCIF		
Club Number	Club Name	Charter Date	Times in Status Quo in Past 2 Years	Current Member Count **	YTD Members Added	YTD Members Dropped	YTD Net Growth% ***	Member Count 1 Year Ago	Dropped Members Avg.Length of Service	Months Since Membership Update	Current Officers Reported ****	Current President Repeated Term	VP Reported *****	Last Date Reported Service (mm/yyyy)	Account Balance	YTD Donations
Clubs less than two years old																
186800	Federalsburg Men For Change	08/06/2025	Active	20	20	0	100.00%	0		3	Y			09/2025		
Clubs more than two years old																
8759	ALLEN	09/21/1959	Active	26	0	0	0.00%	27		7	Y	2	N	09/2025		
	Exc Award (06/30/2017)															
8760	BERLIN	11/20/1931	Active	49	0	0	0.00%	53		5	Y	5		11/2025		
8761	BETTERTON STILL POND	08/19/1952	Active(1)	19	0	0	0.00%	22		5	Y			09/2025		
8762	CAMBRIDGE	09/03/1952	Active	23	1	0	4.55%	25		2	Y		N	11/2025		
	Exc Award (06/30/2021, 06/30/2023, 06/30/2024)															
8763	CECILTON	04/02/1952	Active	41	2	4	-4.65%	43	20	2	Y	4	R	07/2025		\$500.00
8765	CHESAPEAKE CITY	11/21/1946	Active	75	2	2	0.00%	77	3	1	Y		N	11/2025		\$650.00
	Exc Award (06/30/2018, 06/30/2020, 06/30/2022, 06/30/2023, 06/30/2024)															
8766	CHESTERTOWN	02/13/1940	Active	72	7	3	5.88%	72	7	0	Y		N	10/2025		\$1,000.00
	Exc Award (06/30/2018, 06/30/2021, 06/30/2022, 06/30/2023)															
62637	CONOWINGO	01/01/2000	Active	10	0	0	0.00%	10		7	Y	3	R	10/2025		
40859	CRISFIELD	02/22/1982	Active	26	0	0	0.00%	28		6	Y		R	09/2025		\$250.00
66424	CRISFIELD LIONESS	06/28/2002	Active	44	3	2	2.33%	40	6	1	Y		N	10/2025	90+ Days	\$625.00
8768	DEAL ISLAND CHANCE	10/24/1952	Active	16	8	0	100.00%	16		4	Y	4	R	08/2025		
8769	DENTON	09/26/1946	Active	25	11	1	66.67%	15	6	0	Y		N	11/2025		
8770	EASTON	02/01/1940	Active	19	1	15	-42.42%	33	16	0	Y		N	11/2025		\$100.00
8771	ELKTON	12/05/1947	Active(1)	9	0	0	0.00%	10		8	Y	7	R	08/2025		
8772	FEDERALSBURG	05/17/1940	Active	83	5	22	-17.00%	98	6	1	Y	2	R	09/2025	90+ Days	
	Exc Award (06/30/2019, 06/30/2020, 06/30/2021)															
8773	FRUITLAND	05/01/1947	Active	10	0	0	0.00%	14		4	Y	2		09/2025		
	Exc Award (06/30/2018)															
8774	GALENA	10/29/1958	Active	12	0	0	0.00%	18		1	Y	2	N	08/2025		
8775	GREENSBORO	03/18/1938	Active	26	3	0	13.04%	23		2	Y		N	11/2025	90+ Days	\$113.50



Club Health Assessment for District 22 B through November 2025

			Status	Membership						Reports				Finance		LCIF
Club Number	Club Name	Charter Date	Times in Status Quo in Past 2 Years	Current Member Count **	YTD Members Added	YTD Members Dropped	YTD Net Growth% ***	Member Count 1 Year Ago	Dropped Members Avg.Length of Service	Months Since Membership Update	Current Officers Reported ****	Current President Repeated Term	VP Reported *****	Last Date Reported Service (mm/yyyy)	Account Balance	YTD Donations
8776	HEBRON	02/01/1938	Active	25	0	0	0.00%	25		7	Y	2	R	10/2025	90+ Days	\$100.00
8777	HURLOCK	02/11/1938	Active	42	2	1	2.44%	42	39	0	Y		N	11/2025		
Exc Award (06/30/2024)																
8778	KENT ISLAND	01/31/1947	Active	12	0	0	0.00%	11		1	Y			08/2025		
8779	MARION	05/07/1951	Active	15	0	0	0.00%	13		1	Y		R	09/2025		
8780	MARYDEL	02/02/1948	Active	15	0	2	-11.76%	18	5	2	Y	2	R	09/2025	\$1,000.00	\$1,000.00
47746	MILLINGTON	10/01/1987	Active	58	1	4	-4.92%	61	13	0	Y	2	R	11/2025		
8783	OCEAN CITY	05/14/1947	Active	29	1	1	0.00%	39	7	0	Y		N	09/2025		
Exc Award (06/30/2019)																
146138	Ocean City Lioness	05/24/2021	Active	30	0	0	0.00%	46		5	Y			11/2025		
8785	PERRYVILLE	04/28/1944	Active	14	2	1	7.69%	13	28	0	Y		N	08/2025	90+ Days	\$2,508.54
Exc Award (06/30/2018)																
8786	PITTSVILLE	10/09/1945	Active(2)	5	0	0	0.00%	5		27	Y	6		07/2025		
8787	POCOMOKE CITY	02/21/1934	Active	11	0	0	0.00%	11		5	Y	6		09/2025		
8789	PRESTON	02/28/1940	Active	21	1	5	-16.00%	28	3	0	Y		R	10/2025		
8790	PRINCESS ANNE	04/20/1948	Active	35	0	0	0.00%	37		4	Y	2	R	09/2025	90+ Days	\$100.00
8791	QUEENSTOWN	11/14/1935	Active	14	0	1	-6.67%	20	38	3	Y		R	10/2025		
8792	RIDGELY	03/06/1953	Active	40	3	1	5.26%	44	20	0	Y		N	07/2025		
8793	RISING SUN	06/08/1932	Active	38	0	0	0.00%	38		0	Y			09/2025		
8794	ROCK HALL	02/04/1953	Active	21	0	0	0.00%	23		1	Y	8		09/2025		
8795	SALISBURY	05/21/1923	Active	56	1	1	0.00%	62	47	2	Y		N	10/2025	90+ Days	\$150.00
120517	Salisbury Heritage	10/09/2013	Active(1)	7	0	4	-36.36%	12	13	1	Y			10/2025		
54330	SALISBURY METRO	04/12/1993	Status Quo(1)	15	0	0	0.00%	15		5	Y	2		11/2025		
127515	Salisbury PRIDE	05/13/2016	Active(1)	14	0	0	0.00%	14		5	Y	5		07/2025		
8796	SHARPTOWN	02/16/1940	Active	8	0	2	-20.00%	10	9	2	Y	4		08/2025		
8797	SNOW HILL	04/15/1946	Active	21	0	0	0.00%	24		7	Y	5	R	09/2025	\$1,000.00	\$20.00
8798	SUDLERSVILLE	10/01/1962	Active	24	0	0	0.00%	23		7	Y		N	11/2025		
8799	TRAPPE	11/15/1949	Active	19	1	0	5.56%	16		1	Y	4	R	10/2025		
8801	WILLARDS	10/07/1948	Active	15	2	5	-16.67%	18	5	1	Y	5	R	09/2025		



Club Health Assessment for District 22 B through November 2025

		Status		Membership					Reports				Finance	LCIF		
Club Number	Club Name	Charter Date	Times in Status Quo in Past 2 Years	Current Member Count **	YTD Members Added	YTD Members Dropped	YTD Net Growth% ***	Member Count 1 Year Ago	Dropped Members Avg.Length of Service	Months Since Membership Update	Current Officers Reported ****	Current President Repeated Term	VP Reported *****	Last Date Reported Service (mm/yyyy)	Account Balance	YTD Donations

Clubs Cancelled Previous Fiscal Year – Clubs Cancelled within last 12 months may be reinstated

Club Number	Club Name	Charter Date	Current Status*	Cancellation Date
141686	Salisbury Bonded-By-Loyalty	06/17/2020	Cancelled(8*)	12/30/2024

Current Total Clubs Count	YTD New Clubs Count	YTD Cancelled Clubs Count	YTD Net Club Gain	Current Total Members Count	YTD Add	YTD Drop	YTD Net Growth	YTD Net Growth %	Member Count 12 Months Ago	Average Member Count Per Club	% of Clubs with less than 20 members	% No Officer Report in 12 Months	% of Clubs with balance 90+ days	Number of Clubs in Status Quo	% Status Quo Clubs in Financial Suspension	Number of Cancelled Clubs	Average Cancelled Club Age	Members Lost Due to Cancellation	% of Clubs Cancelled for Non-Financial Reasons
45	1	0	1	1,209	77	77	0	0.00%	1,292	27	44%	0%	18%	1	100%	0	0	0	0%

* - P - Priority Club. Cancellation Reasons: 1-Objectives/conduct, 2-Non-active club, 5-Non-existing club, 6-Disbanding, 7-Merger, 8-Financial Suspension, 9-District/Multiple District Dues.

** Red denotes below 15 active members.

*** Red denotes 20% + loss.

**** Y - all 3 (President, Secretary, Treasurer) club officers reported, N - not all 3 reported.

***** Abbreviation: N-New, IP-Immediate Past, R-Repeat.



Club Health Assessment for District 22 C through November 2025

			Status	Membership					Reports				Finance		LCIF	
Club Number	Club Name	Charter Date	Times in Status Quo in Past 2 Years	Current Member Count **	YTD Members Added	YTD Members Dropped	YTD Net Growth% ***	Member Count 1 Year Ago	Dropped Members Avg.Length of Service	Months Since Membership Update	Current Officers Reported ****	Current President Repeated Term	VP Reported *****	Last Date Reported Service (mm/yyyy)	Account Balance	YTD Donations
Clubs less than two years old																
176911	Greater Washington AAPI	08/19/2024	Active	16	0	0	0.00%	22		0	Y	2	N			
179595	Mid-Atlantic Community Building	02/04/2025	Status Quo(1)	25	0	0	0.00%	0		5	Y	2	N	10/2025	90+ Days	
156536	Oxon Hill - Shining Stars	12/07/2023	Active	22	0	0	0.00%	26		4	Y	3	R	02/2025		
Clubs more than two years old																
8805	BELTSVILLE	03/17/1958	Active	41	0	0	0.00%	38		4	Y	4	R	06/2024		
8804	BOWIE	06/20/1962	Active	36	2	5	-7.69%	40	9	0	Y		N	11/2025		\$1,000.00
	Exc Award (06/30/2025)															
8808	BRANDYWINE	01/11/1944	Active	26	0	0	0.00%	26		15	Y	7	R	11/2025		
8810	BURTONSVILLE	12/15/1954	Active	18	0	0	0.00%	18		15	N	2		06/2025		
8811	CALVERT COUNTY	05/01/1940	Active	35	10	3	25.00%	32	40	0	Y			11/2025		\$500.00
123888	Capitol Hill	12/29/2014	Active(2)	11	0	0	0.00%	14		5	Y	3		04/2024		
8814	COLESVILLE	11/02/1953	Active	28	3	0	12.00%	20		0	N	4	R	11/2025		\$1,500.00
8815	COLLEGE PARK	11/06/1952	Active	13	1	0	8.33%	8		3	Y	5		09/2025		\$1,050.00
8816	DAMASCUS	09/11/1946	Active	58	0	1	-1.69%	60	43	1	Y	3	N	11/2025		\$5,200.00
	Exc Award (06/30/2018, 06/30/2021, 06/30/2024)															
8818	GATEWAY	01/26/1950	Active	9	0	2	-18.18%	12	9	0	Y	5	N	11/2025		
8821	GREENBELT	11/26/1951	Active	14	0	0	0.00%	15		5	Y	8	R	05/2025		
8822	HILLCREST MARLOW HEIGHTS	04/12/1954	Active	9	0	0	0.00%	9		78	Y	11				\$250.00
29101	HOLLYWOOD	04/09/1974	Active	32	0	0	0.00%	33		5	Y			10/2025		
8823	HYATTSVILLE	03/03/1937	Active	2	0	0	0.00%	3		60	N	15				
8827	LA PLATA	01/18/1945	Active	38	2	2	0.00%	39	49	2	Y	3		09/2025		
8828	LAUREL	04/20/1932	Cancelled(6*)	0	0	3	-100.00%	10	33	2	N	None		06/2024		
8829	LAYTONSVILLE	04/10/1961	Active	55	1	2	-1.79%	55	33	0	Y		R	11/2025		
8830	LEONARDTOWN	04/23/1940	Active	63	2	2	0.00%	62	7	0	Y	2	R	07/2025		\$1,000.00
	Exc Award (06/30/2018)															
8831	LEXINGTON PARK	01/04/1946	Active	6	1	0	20.00%	7		4	Y	5	R	10/2025		\$500.00




Club Health Assessment for District 22 C through November 2025

			Status	Membership						Reports				Finance	LCIF	
Club Number	Club Name	Charter Date	Times in Status Quo in Past 2 Years	Current Member Count **	YTD Members Added	YTD Members Dropped	YTD Net Growth% ***	Member Count 1 Year Ago	Dropped Members Avg.Length of Service	Months Since Membership Update	Current Officers Reported ****	Current President Repeated Term	VP Reported *****	Last Date Reported Service (mm/yyyy)	Account Balance	YTD Donations
8833	MECHANICSVILLE	03/29/1957	Active	9	0	0	0.00%	10		9	Y	3	R	07/2025		
128515	Melwood Environmental	08/08/2016	Status Quo(1)	8	0	0	0.00%	8		19	N	None		03/2024	90+ Days	
8834	MONOCACY	11/13/1940	Active	55	3	0	5.77%	51		2	Y	2	R	11/2025		\$1,500.00
8835	MONTGOMERY CENTRAL DERWOOD	03/17/1968	Active	7	0	1	-12.50%	9	12	1	N	None		10/2025	90+ Days	
8837	MOUNT RAINIER BRENTWOOD	12/12/1946	Active	7	1	0	16.67%	6		3	Y	3	R	01/2024	90+ Days	\$250.00
8838	OLNEY	03/21/1972	Active	51	1	1	0.00%	47	28	1	Y	2		05/2025		
Exc Award (06/30/2023)																
8844	RIDGE	05/01/1957	Active	21	2	2	0.00%	23	4	2	Y		N	09/2025		\$100.00
8846	ROCKVILLE	02/17/1938	Active	27	0	0	0.00%	34		9	Y			10/2025	90+ Days	
8847	SANDY SPRING	05/13/1946	Active	52	4	4	0.00%	52	24	0	Y		IP	11/2025		
8849	SILVER HILL	11/02/1970	Active	36	2	0	5.88%	37		1	Y		N	10/2025		\$150.00
36877	SILVER SPRING LEISURE WORLD	04/23/1979	Active	50	1	0	2.04%	61		2	Y		N	11/2025	90+ Days	
8840	SOUTH POTOMAC L C	02/17/1960	Active	10	0	0	0.00%	10		5	Y	4	R	06/2024		
8852	SUBURBAN	11/30/1950	Active	20	0	1	-4.76%	18	1	3	Y		R	11/2025		\$1,500.00
Exc Award (06/30/2024, 06/30/2025)																
8872	TAKOMA PARK	11/19/1929	Active	18	1	2	-5.26%	22	12	0	Y		R	11/2025		\$500.00
Exc Award (06/30/2016)																
53003	UNIVERSITY PARK	05/01/1992	Active	1	0	0	0.00%	1		6	Y	15		09/2025		
8856	WALDORF	08/27/1947	Active	47	0	0	0.00%	62		3	Y		N	09/2024		
Exc Award (06/30/2024)																
8868	WASH PALISADES GEORGETOWN	02/07/1955	Active	18	0	0	0.00%	19		5	Y	6		03/2025		
8864	WASHINGTON CHI-AM	03/09/1960	Status Quo(1)	6	0	0	0.00%	6		5	Y	7	R	12/2012	90+ Days	
64835	WASHINGTON DC SPECIAL OLYMPICS	12/11/2001	Active(2)	17	17	0	100.00%	12		4	N	2		02/2024		
8862	WASHINGTON FORT STEVENS	06/14/1971	Active	11	1	0	10.00%	8		2	Y	5	R	11/2025		
38434	WASHINGTON MIDTOWN	05/07/1980	Active	37	2	2	0.00%	37	17	0	Y			11/2025		\$275.00
Exc Award (06/30/2022)																



Club Health Assessment for District 22 C through November 2025

		Status		Membership					Reports				Finance	LCIF		
Club Number	Club Name	Charter Date	Times in Status Quo in Past 2 Years	Current Member Count **	YTD Members Added	YTD Members Dropped	YTD Net Growth% ***	Member Count 1 Year Ago	Dropped Members Avg.Length of Service	Months Since Membership Update	Current Officers Reported ****	Current President Repeated Term	VP Reported *****	Last Date Reported Service (mm/yyyy)	Account Balance	YTD Donations

Clubs Cancelled Previous Fiscal Year – Clubs Cancelled within last 12 months may be reinstated

Club Number	Club Name	Charter Date	Current Status*	Cancellation Date
156815	DMV Maryland	01/26/2024	Cancelled(8*)	12/30/2024
149430	The George Washington University Campus	12/29/2021	Cancelled(8*)	12/30/2024
157261	Washington Hope for DC	04/11/2024	Cancelled(8*)	12/30/2024

Current Total Clubs Count	YTD New Clubs Count	YTD Cancelled Clubs Count	YTD Net Club Gain	Current Total Members Count	YTD Add	YTD Drop	YTD Net Growth	YTD Net Growth %	Member Count 12 Months Ago	Average Member Count Per Club	% of Clubs with less than 20 members	% No Officer Report in 12 Months	% of Clubs with balance 90+ days	Number of Clubs in Status Quo	% Status Quo Clubs in Financial Suspension	Number of Cancelled Clubs	Average Cancelled Club Age	Members Lost Due to Cancellation	% of Clubs Cancelled for Non-Financial Reasons
42	0	1	-1	1,065	57	33	24	2.31%	1,082	25	48%	2%	17%	3	100%	1	98	3	-200%

* - P - Priority Club. Cancellation Reasons: 1-Objectives/conduct, 2-Non-active club, 5-Non-existing club, 6-Disbanding, 7-Merger, 8-Financial Suspension, 9-District/Multiple District Dues.

** Red denotes below 15 active members.

*** Red denotes 20% + loss.

**** Y - all 3 (President, Secretary, Treasurer) club officers reported, N - not all 3 reported.

***** Abbreviation: N-New, IP-Immediate Past, R-Repeat.




Club Health Assessment for District 22 D through November 2025

			Status	Membership					Reports					Finance	LCIF		
Club Number	Club Name	Charter Date	Times in Status Quo in Past 2 Years	Current Member Count **	YTD Members Added	YTD Members Dropped	YTD Net Growth% ***	Member Count 1 Year Ago	Dropped Members Avg.Length of Service	Months Since Membership Update	Current Officers Reported ****	Current President Repeated Term	VP Reported *****	Last Date Reported Service (mm/yyyy)	Account Balance	YTD Donations	
Clubs less than two years old																	
186882	Christiana	07/10/2025	Active	26	26	0	100.00%	0		2	Y				90+ Days		
157613	Delaware Generous	03/05/2024	Status Quo(2)	24	1	1	0.00%	24	2	1	Y		N		90+ Days		
189778	Delaware Media Group	08/26/2025	Active	20	20	0	100.00%	0		3	Y		N		90+ Days		
180538	Delaware Valley	01/24/2025	Active	20	0	0	0.00%	0		4	Y	2					
179187	DSU Campus	01/09/2025	Active(1)	33	0	0	0.00%	0		1	Y		N	04/2025			
171500	MOT Area Lions Club	05/13/2024	Active(1)	16	1	3	-11.11%	21	2	4	Y	3		06/2025			
Clubs more than two years old																	
133760	Bellefonte	01/30/2018	Active	155	16	29	-7.74%	148	2	0	Y		N	11/2025		\$11,106.00	
	Exc Award (06/30/2019, 06/30/2023, 06/30/2024)																
8876	BROOKSIDE L C	01/03/1955	Active	13	0	0	0.00%	14		7	Y	7		11/2025		\$12.00	
8877	CAMDEN WYOMING	03/01/1954	Active	20	0	0	0.00%	21		5	Y		R	04/2023			
8881	CLAYMONT	03/28/1938	Active	86	1	1	0.00%	84	7	0	Y		N	11/2025		\$25.00	
	Exc Award (06/30/2017, 06/30/2018, 06/30/2019, 06/30/2022, 06/30/2023, 06/30/2024)																
8882	CLAYTON	11/13/1946	Active	25	2	1	4.17%	25	22	0	Y		N	11/2025			
	Exc Award (06/30/2017, 06/30/2018)																
153448	Delaware Camp Conquer	01/13/2023	Active	8	0	0	0.00%	23		7	Y	4		02/2025			
8883	DELAWARE CITY	05/21/1951	Active	25	0	1	-3.85%	26	5	4	Y	2	N	08/2024			
8884	DELMAR	02/22/1938	Active	30	1	2	-3.23%	31	32	1	Y	6	R	07/2024			
8885	DEWEY BEACH	04/05/1951	Active	166	7	6	0.61%	160	5	0	Y		N	11/2025			
	Exc Award (06/30/2019)																
8886	DOVER	03/26/1946	Active	44	0	3	-6.38%	50	21	0	Y		N	11/2025		\$5,550.00	
	Exc Award (06/30/2022, 06/30/2023)																
46633	FENWICK ISLAND	11/21/1986	Active	26	2	1	4.00%	26	18	0	Y	3	R	11/2025		\$200.00	
52894	FREDERICA SPRING CREEK	04/14/1992	Active	37	2	0	5.71%	36		1	Y	2	R	11/2025		\$8,000.00	
	Exc Award (06/30/2017, 06/30/2018, 06/30/2023, 06/30/2024)																
36970	GLASGOW	04/27/1979	Active	20	1	2	-4.76%	23	11	0	Y		N	09/2025		\$1,200.00	



Club Health Assessment for District 22 D through November 2025

			Status	Membership						Reports				Finance	LCIF	
Club Number	Club Name	Charter Date	Times in Status Quo in Past 2 Years	Current Member Count **	YTD Members Added	YTD Members Dropped	YTD Net Growth% ***	Member Count 1 Year Ago	Dropped Members Avg.Length of Service	Months Since Membership Update	Current Officers Reported ****	Current President Repeated Term	VP Reported *****	Last Date Reported Service (mm/yyyy)	Account Balance	YTD Donations
Exc Award (06/30/2024)																
8889	GREENWOOD	08/21/1956	Active	3	0	0	0.00%	6		11	Y			10/2023		
8890	HARRINGTON	04/10/1939	Active	44	3	4	-2.22%	49	20	0	Y		R	11/2025		\$90.00
Exc Award (06/30/2016, 06/30/2017, 06/30/2018, 06/30/2023, 06/30/2024)																
8893	LAUREL	11/29/1935	Active	29	3	0	11.54%	26		0	Y		N	11/2025		\$258.00
Exc Award (06/30/2017)																
8894	LEWES	05/21/1946	Active	36	0	0	0.00%	37		10	Y	5		03/2023	90+ Days	
Exc Award (06/30/2017)																
8895	LORD BALTIMORE	01/08/1946	Active	72	10	0	16.13%	62		1	Y		N	11/2025		\$3,915.00
Exc Award (06/30/2017, 06/30/2019, 06/30/2021, 06/30/2023, 06/30/2024)																
8897	MILFORD	04/29/1946	Active	39	1	1	0.00%	47	7	1	Y		N	10/2025		\$375.00
Exc Award (06/30/2019, 06/30/2022)																
8899	MILLSBORO	03/18/1940	Active	21	1	7	-22.22%	29	4	0	N		N	11/2025		\$50.00
Exc Award (06/30/2017)																
8900	MILTON	02/14/1946	Active	43	1	0	2.38%	41		1	Y	2	N	11/2025		\$300.00
Exc Award (06/30/2019)																
8902	NEW CASTLE HUNDRED	05/07/1947	Active	51	5	0	10.87%	46		1	Y		N	12/2022		\$50.00
Exc Award (06/30/2019, 06/30/2021, 06/30/2023)																
8903	NEWARK	09/23/1929	Active	8	0	0	0.00%	8		6	Y	3		12/2022		
28139	PIKE CREEK - GREEN HILLS	03/15/1974	Active	16	0	1	-5.88%	16	32	0	Y	12	R	11/2025		\$250.00
8904	REHOBOTH BEACH	10/24/1946	Active	5	0	0	0.00%	5		17	Y			08/2023		
Exc Award (06/30/2017)																
8905	SEAFORD	02/07/1938	Active	31	0	0	0.00%	31		2	Y		N	11/2025		
8909	TALLEYVILLE-NAAMANS	04/15/1947	Active	10	1	1	0.00%	10	42	4	N	None	N	03/2024		\$20.00
Exc Award (06/30/2016)																
8911	WILMINGTON MANOR	03/12/1943	Active	27	3	4	-3.57%	25	3	4	Y		N	08/2025		
Exc Award (06/30/2019)																
152485	Wilmington United	08/29/2022	Active(2)	16	26	10	100.00%	35	3	4	Y			02/2023	90+ Days	



Club Health Assessment for District 22 D through November 2025

			Status	Membership					Reports				Finance	LCIF		
Club Number	Club Name	Charter Date	Times in Status Quo in Past 2 Years	Current Member Count **	YTD Members Added	YTD Members Dropped	YTD Net Growth% ***	Member Count 1 Year Ago	Dropped Members Avg.Length of Service	Months Since Membership Update	Current Officers Reported ****	Current President Repeated Term	VP Reported *****	Last Date Reported Service (mm/yyyy)	Account Balance	YTD Donations

Clubs Cancelled Previous Fiscal Year – Clubs Cancelled within last 12 months may be reinstated

Club Number	Club Name	Charter Date	Current Status*	Cancellation Date
8875	BRIDGEVILLE	10/02/1952	Cancelled(6*)	06/29/2025
122010	Delaware State University Campus	04/25/2014	Cancelled(8*)	12/30/2024
141168	KOPE Cyber	03/10/2020	Cancelled(8*)	09/29/2024
43011	WILMINGTON GATEWAY	09/12/1983	Cancelled(6*)	05/29/2025

Current Total Clubs Count	YTD New Clubs Count	YTD Cancelled Clubs Count	YTD Net Club Gain	Current Total Members Count	YTD Add	YTD Drop	YTD Net Growth	YTD Net Growth %	Member Count 12 Months Ago	Average Member Count Per Club	% of Clubs with less than 20 members	% No Officer Report in 12 Months	% of Clubs with balance 90+ days	Number of Clubs in Status Quo	% Status Quo Clubs in Financial Suspension	Number of Cancelled Clubs	Average Cancelled Club Age	Members Lost Due to Cancellation	% of Clubs Cancelled for Non-Financial Reasons
35	2	0	2	1,245	134	78	56	4.71%	1,185	36	26%	0%	14%	1	100%	0	0	0	0%

* - P - Priority Club. Cancellation Reasons: 1-Objectives/conduct, 2-Non-active club, 5-Non-existing club, 6-Disbanding, 7-Merger, 8-Financial Suspension, 9-District/Multiple District Dues.
** Red denotes below 15 active members.
*** Red denotes 20% + loss.
**** Y - all 3 (President, Secretary, Treasurer) club officers reported, N - not all 3 reported.
***** Abbreviation: N-New, IP-Immediate Past, R-Repeat.



Club Health Assessment for District 22 W through November 2025

			Status	Membership						Reports				Finance	LCIF	
Club Number	Club Name	Charter Date	Times in Status Quo in Past 2 Years	Current Member Count **	YTD Members Added	YTD Members Dropped	YTD Net Growth% ***	Member Count 1 Year Ago	Dropped Members Avg.Length of Service	Months Since Membership Update	Current Officers Reported ****	Current President Repeated Term	VP Reported *****	Last Date Reported Service (mm/yyyy)	Account Balance	YTD Donations
Clubs more than two years old																
8912	BOONSBORO	03/16/1931	Active	37	1	0	2.78%	36		4	Y	2	N	11/2024		
8913	BRUNSWICK	06/22/1945	Active	24	6	1	26.32%	15	12	3	Y		N	05/2025		
8915	CHEWSVILLE	02/22/1955	Active	31	0	2	-6.06%	27	7	4	Y		N	11/2025		
8916	CLEAR SPRING	04/07/1949	Active	20	0	0	0.00%	18		5	Y		N	04/2025		
8917	CUMBERLAND	06/10/1931	Active	14	0	0	0.00%	14		25	N	None		04/2025		
8918	DEEP CREEK LAKE L C	11/12/1971	Active	47	2	0	4.44%	46		4	Y		N	07/2025	90+ Days	
28016	DEER PARK	02/28/1974	Active	25	0	1	-3.85%	25	42	2	Y		R	11/2025		\$2,350.00
Exc Award (06/30/2018, 06/30/2019, 06/30/2022)																
41971	EMMITSBURG	11/16/1982	Active	32	0	0	0.00%	32		4	Y	3	N	09/2025	90+ Days	
131130	Flintstone	05/26/2017	Active	7	0	0	0.00%	9		7	N	None		04/2025		
8920	FREDERICK	05/17/1922	Active	13	0	0	0.00%	13		15	N	4		09/2025		
Exc Award (06/30/2016)																
8921	FREDERICK FRANCIS SCOTT KEY	09/14/1959	Active	19	1	1	0.00%	18	46	0	Y		R	11/2025		\$2,045.68
141565	Frederick Fusion	06/22/2020	Active(1)	6	0	0	0.00%	6		4	Y	3		07/2025		
8922	FREEDOM DISTRICT	09/16/1947	Active	85	3	3	0.00%	89	9	1	Y		N	10/2025		\$50.00
Exc Award (06/30/2018, 06/30/2021, 06/30/2024)																
8923	FROSTBURG	08/01/1945	Active	25	0	0	0.00%	26		2	Y		R	10/2025		\$650.00
Exc Award (06/01/2025)																
121759	Frostburg State University Campus	04/07/2014	Active	4	0	0	0.00%	4		13	N	None		09/2024	90+ Days	
8925	GLADE VALLEY	04/03/1945	Active	38	0	1	-2.56%	37	8	0	Y		N	11/2025		
Exc Award (06/30/2016, 06/30/2018, 06/30/2019)																
8926	GRANTSVILLE	08/01/1961	Active	48	4	1	6.67%	48	1	0	Y		N	10/2024		\$1,000.00
Exc Award (06/30/2018)																
84701	GREATER CARROLL	01/19/2005	Active	19	1	0	5.56%	28		2	Y		N	10/2024		
8927	HAGERSTOWN	03/13/1923	Active	38	1	2	-2.56%	40	24	0	Y		N	11/2025	90+ Days	
Exc Award (06/30/2023)																
8929	HAMPSTEAD	08/28/1951	Active	63	0	1	-1.56%	70	7	1	Y		N	06/2025		\$500.00



Club Health Assessment for District 22 W through November 2025

			Status	Membership						Reports				Finance	LCIF	
Club Number	Club Name	Charter Date	Times in Status Quo in Past 2 Years	Current Member Count **	YTD Members Added	YTD Members Dropped	YTD Net Growth% ***	Member Count 1 Year Ago	Dropped Members Avg.Length of Service	Months Since Membership Update	Current Officers Reported ****	Current President Repeated Term	VP Reported *****	Last Date Reported Service (mm/yyyy)	Account Balance	YTD Donations
8930	HANCOCK	09/19/1951	Active	9	0	0	0.00%	11		7	N	None		10/2024	90+ Days	
125240	Hancock Lioness	06/22/2015	Active	29	0	1	-3.33%	30	2	1	Y		N	11/2025		
Exc Award (06/30/2018, 06/30/2023)																
29999	HARNEY	12/09/1974	Status Quo(1)	0	0	16	-100.00%	16	9	2	N	None		11/2024		
Exc Award (06/30/2019)																
8931	KITZMILLER	04/20/1949	Active	24	0	0	0.00%	23		5	Y	3	N	07/2025		
8938	LA VALE	11/08/1955	Active	90	6	7	-1.10%	90	8	0	Y		N	11/2025		
Exc Award (06/30/2016, 06/30/2018, 06/30/2023, 06/30/2024)																
8932	LIBERTYTOWN UNIONVILLE	04/25/1949	Active	24	1	0	4.35%	25		2	N		N	06/2025		
8933	LINEBORO MANCHESTER	08/02/1945	Active	42	2	1	2.44%	41	8	1	Y		N	10/2025		
8934	LONACONING	10/02/1931	Active	20	1	0	5.26%	20		2	Y	3	R	09/2025		
8936	MIDDLETOWN	02/27/1931	Active	51	2	0	4.08%	51		0	Y		N	10/2025		
8937	MOUNT AIRY	10/25/1940	Active	13	0	0	0.00%	15		6	N	None		04/2025	90+ Days	
30572	MOUNT SAVAGE	04/16/1975	Active	28	7	2	21.74%	28	20	0	Y	2	R	11/2025		
MASON-DIXON																
97869	MT AIRY 4 COUNTY	10/25/2006	Active	58	1	1	0.00%	67	0	3	N	None	N	06/2025		
8939	MYERSVILLE	06/26/1946	Active	20	0	0	0.00%	23		5	Y	4	N	04/2025		
Exc Award (06/30/2018)																
8941	NEW MARKET DISTRICT	03/08/1954	Active	36	2	1	2.86%	39	15	0	Y	2	R	11/2025		
Exc Award (06/30/2018)																
8940	NEW WINDSOR	12/18/1947	Active	40	4	0	11.11%	35		1	Y		N	10/2025		
Exc Award (06/30/2023)																
117694	NORTH BRANCH	08/22/2012	Active	12	1	1	0.00%	11	3	2	Y	8	R	02/2025		
8942	OAKLAND MT LAKE PARK	11/22/1940	Active	54	0	2	-3.57%	55	9	2	Y		N	11/2025	\$1,050.00	
42393	RAWLINGS POTOMAC VALLEY	03/08/1983	Active(1)	11	3	6	-21.43%	14	20	0	Y	8	N	07/2025		
8943	ROARING RUN	01/21/1959	Active	33	0	2	-5.71%	33	0	3	Y	2	R	11/2025		
8945	SILVER RUN UNION MILLS	03/09/1961	Active	4	0	0	0.00%	4		8	Y	6		12/2024		
8946	SMITHSBURG	04/10/1945	Active	15	0	0	0.00%	15		8	Y		N	11/2025		
115198	SOUTH CARROLL LIONESS	10/05/2011	Active	37	0	0	0.00%	37		4	Y	3	N	11/2025		
Exc Award (06/30/2022, 06/30/2023)																



Club Health Assessment for District 22 W through November 2025

			Status	Membership						Reports				Finance	LCIF	
Club Number	Club Name	Charter Date	Times in Status Quo in Past 2 Years	Current Member Count **	YTD Members Added	YTD Members Dropped	YTD Net Growth% ***	Member Count 1 Year Ago	Dropped Members Avg.Length of Service	Months Since Membership Update	Current Officers Reported ****	Current President Repeated Term	VP Reported *****	Last Date Reported Service (mm/yyyy)	Account Balance	YTD Donations
8947	TANEYTOWN	06/25/1947	Active	34	1	4	-8.11%	36	32	0	Y		N	11/2025		\$1,000.00
8948	TAYLORSVILLE WINFIELD	01/27/1954	Active	15	0	1	-6.25%	16	12	3	Y	9		10/2025	90+ Days	\$1,000.00
Exc Award (06/30/2016, 06/30/2019)																
8949	TERRA RUBRA L C	02/17/1966	Active	72	0	0	0.00%	60		5	Y		N	09/2025		\$2,500.00
Exc Award (06/30/2025)																
8950	THURMONT	10/28/1929	Active	56	4	7	-5.08%	64	9	0	Y			01/2025	90+ Days	\$250.00
Exc Award (06/30/2016, 06/30/2017)																
8951	UNION BRIDGE	12/13/1944	Active	29	0	0	0.00%	29		5	N	None		10/2023		
8954	WESTMINSTER	11/07/1940	Active	31	2	3	-3.13%	34	5	1	Y		N	10/2025	90+ Days	
Exc Award (06/30/2017, 06/30/2024)																
8955	WILLIAMSPORT	04/02/1945	Active	52	0	1	-1.89%	50	15	2	Y		N	06/2025		\$2,000.00
Exc Award (06/30/2017)																

Clubs Cancelled Previous Fiscal Year – Clubs Cancelled within last 12 months may be reinstated

Club Number	Club Name	Charter Date	Current Status*	Cancellation Date
120806	Monocacy Community	11/22/2013	Cancelled(6*)	07/29/2024
8944	SHARPSBURG	09/30/1949	Cancelled(6*)	06/29/2025
38142	VALLEY	03/31/1980	Cancelled(6*)	07/29/2024

Current Total Clubs Count	YTD New Clubs Count	YTD Cancelled Clubs Count	YTD Net Club Gain	Current Total Members Count	YTD Add	YTD Drop	YTD Net Growth	YTD Net Growth %	Member Count 12 Months Ago	Average Member Count Per Club	% of Clubs with less than 20 members	% No Officer Report in 12 Months	% of Clubs with balance 90+ days	Number of Clubs in Status Quo	% Status Quo Clubs in Financial Suspension	Number of Cancelled Clubs	Average Cancelled Club Age	Members Lost Due to Cancellation	% of Clubs Cancelled for Non-Financial Reasons
49	0	0	0	1,534	56	69	-13	-0.84%	1,573	31	31%	14%	18%	1	100%	0	0	0	0%

* - P - Priority Club. Cancellation Reasons: 1-Objectives/conduct, 2-Non-active club, 5-Non-existing club, 6-Disbanding, 7-Merger, 8-Financial Suspension, 9-District/Multiple District Dues.

** Red denotes below 15 active members.

*** Red denotes 20% + loss.

**** Y - all 3 (President, Secretary, Treasurer) club officers reported, N - not all 3 reported.

***** Abbreviation: N-New, IP-Immediate Past, R-Repeat.




Club Health Assessment for District 23 A through November 2025

			Status	Membership						Reports				Finance	LCIF	
Club Number	Club Name	Charter Date	Times in Status Quo in Past 2 Years	Current Member Count **	YTD Members Added	YTD Members Dropped	YTD Net Growth% ***	Member Count 1 Year Ago	Dropped Members Avg.Length of Service	Months Since Membership Update	Current Officers Reported ****	Current President Repeated Term	VP Reported *****	Last Date Reported Service (mm/yyyy)	Account Balance	YTD Donations
Clubs less than two years old																
172126	Ansonia	06/12/2024	Active	10	0	5	-33.33%	18	1	0	Y	3		11/2025		
179886	Brookfield - Global Service Cyber	06/20/2025	Active	25	5	0	25.00%	0		3	Y	2				
Clubs more than two years old																
8958	BEACON FALLS Exc Award (06/30/2023)	02/27/1953	Active	28	1	2	-3.45%	28	22	2	Y	4	R	10/2025		
8959	BETHANY Exc Award (06/30/2019, 06/30/2020, 06/30/2022, 06/30/2023, 06/30/2024)	03/06/1952	Active	58	2	9	-10.77%	59	19	0	Y	2	R	10/2025		\$220.00
8960	BETHEL	06/06/1928	Active	6	0	0	0.00%	6		18	Y			10/2024		
8961	BRANFORD Exc Award (06/30/2023, 06/30/2025)	05/22/1951	Active	59	0	2	-3.28%	55	26	4	Y		R	06/2025		\$1,020.00
8962	BRIDGEPORT HOST Exc Award (06/30/2023, 06/30/2025)	02/28/1921	Active	21	0	5	-19.23%	26	4	4	Y		IP	11/2025		\$719.98
8966	BROOKFIELD Exc Award (06/30/2018, 06/30/2022, 06/30/2023, 06/30/2025)	03/03/1966	Active	75	4	2	2.74%	71	10	0	Y	2	N	10/2025		\$2,540.00
8967	CHESHIRE	10/19/1949	Active	36	0	2	-5.26%	37	2	1	Y		N	10/2025		\$1,880.00
8968	DANBURY Exc Award (06/30/2022, 06/30/2023)	09/08/1927	Active	86	0	3	-3.37%	87	11	1	Y		N	11/2025	90+ Days	\$3,200.00
8969	DARIEN	02/17/1949	Active	10	0	0	0.00%	10		17	Y	9	R	02/2025		\$1,000.00
134305	Derby Centennial Exc Award (06/30/2023)	04/18/2018	Active	14	0	2	-12.50%	15	4	2	Y	4	R	11/2025		\$100.00
8971	DEVON	04/30/1942	Status Quo(1)	3	0	0	0.00%	3		16	N	13		05/2024	90+ Days	
68771	EAST HAVEN Exc Award (06/30/2021, 06/30/2023, 06/30/2024)	05/13/2003	Active	26	3	6	-10.34%	32	3	1	N	3	N	11/2025	90+ Days	\$40.00
8973	EASTON	04/19/1967	Active	21	0	3	-12.50%	21	23	4	Y	3		06/2025		
8974	FAIRFIELD	10/20/1936	Status Quo(1)	2	0	0	0.00%	2		16	N	None		09/2024	90+ Days	
8975	GEORGETOWN	02/24/1950	Active	19	3	0	18.75%	17		3	Y	9		06/2025	90+ Days	\$300.00
8976	GREENWICH	08/28/1923	Active	30	2	1	3.45%	25	63	0	Y	3	R	11/2025		\$1,550.00



Club Health Assessment for District 23 A through November 2025

			Status	Membership					Reports				Finance	LCIF		
Club Number	Club Name	Charter Date	Times in Status Quo in Past 2 Years	Current Member Count **	YTD Members Added	YTD Members Dropped	YTD Net Growth% ***	Member Count 1 Year Ago	Dropped Members Avg.Length of Service	Months Since Membership Update	Current Officers Reported ****	Current President Repeated Term	VP Reported *****	Last Date Reported Service (mm/yyyy)	Account Balance	YTD Donations
Exc Award (06/30/2025)			Status Quo(3)	5	0	0	0.00%	5		1	Y	4		10/2024	90+ Days	
8978	GUILFORD	04/26/1950		31	3	3	0.00%	31	3	0	Y	3	R	11/2025		
Exc Award (06/30/2024)			Active	12	0	0	0.00%	13		10	Y	2	N	10/2024		\$50.00
8980	MADISON	02/22/1956		110	2	2	0.00%	114	24	0	Y		N	11/2025		\$60.00
Exc Award (06/30/2024)			Active	21	0	0	0.00%	22		7	Y	5		06/2025		
8982	MIDDLEBURY	02/27/1952		17	0	4	-19.05%	19	2	3	Y		N	10/2025		
Exc Award (06/30/2025)			Active	10	0	0	0.00%	11		4	Y	5		12/2024		
8985	MONROE	03/20/1952		4	0	0	0.00%	7		5	Y	4		10/2024		
8986	NAUGATUCK	12/12/1950	Active(1)	14	0	0	0.00%	14		12	Y	4		07/2024		
8987	NEW CANAAN	03/15/1929		51	0	0	0.00%	47		5	N		N	06/2025	90+ Days	\$180.00
Exc Award (06/30/2022, 06/30/2023, 06/30/2025)			Active	3	0	0	0.00%	21		4	N	3		07/2025		
56805	NEW FAIRFIELD CANDLEWOOD	04/11/1995		27	0	2	-6.90%	29	16	0	Y		N	10/2025		\$25.00
Exc Award (06/30/2022)			Active	57	0	0	0.00%	49		1	Y	2	N	06/2025		\$500.00
8991	NEWTOWN	11/30/1948		17	1	0	6.25%	17		0	Y	4		11/2025		\$1,295.00
Exc Award (06/30/2018, 06/30/2025)			Active	22	0	2	-8.33%	24	17	0	Y	5	R	11/2025		
8993	NORTH HAVEN	03/28/1952		48	1	5	-7.69%	49	12	0	Y	3	R	11/2025		\$1,100.00
Exc Award (06/30/2020, 06/30/2021, 06/30/2023, 06/30/2024)			Active	20	0	1	-4.76%	22	23	0	Y	3		05/2025		
8994	NORWALK	07/10/1946		5	0	0	0.00%	5		9	Y			03/2025		
8996	ORANGE	04/23/1952	Active	27	0	2	-6.90%	25	1	0	Y		N	10/2025		
8997	OXFORD	03/15/1951		49	1	2	-2.00%	48	4	1	Y	2		11/2025		\$180.00
Exc Award (06/30/2018, 06/30/2022)			Active													
63134	PROSPECT	05/09/2000														
Exc Award (06/30/2022, 06/30/2025)			Active													
8999	RIDGEFIELD	04/19/1929														
Exc Award (06/30/2022, 06/30/2025)			Active													
9000	SEYMOUR	08/27/1952														



Club Health Assessment for District 23 A through November 2025

			Membership							Reports				Finance		LCIF			
Club Number	Club Name	Charter Date	Times in Status Quo in Past 2 Years	Current Member Count **	YTD Members Added	YTD Members Dropped	YTD Net Growth% ***	Member Count 1 Year Ago	Dropped Members Avg.Length of Service	Months Since Membership Update	Current Officers Reported ****	Current President Repeated Term	VP Reported *****	Last Date Reported Service (mm/yyyy)	Account Balance	YTD Donations			
Exc Award (06/30/2017, 06/30/2018, 06/30/2020, 06/30/2021, 06/30/2022, 06/30/2023, 06/30/2024, 06/30/2025)																			
126536	Southbury Community	01/25/2016	Active	12	0	6	-33.33%	17	6	3	Y		IP	10/2025		\$10.00			
9004	STAMFORD	11/11/1965	Status Quo(1)	2	0	0	0.00%	0		11	N	None		12/2024	90+ Days				
9005	STRATFORD	11/22/1929	Active	22	6	4	10.00%	13	1	1	Y	3		11/2025	90+ Days	\$45.00			
Exc Award (06/30/2024)																			
45668	TRUMBULL CENTER	01/27/1986	Active	16	0	0	0.00%	17		5	Y	2		06/2025					
132299	Wallingford Bengal Centennial	08/23/2017	Status Quo(2)	11	0	0	0.00%	11		9	Y	3		04/2025	90+ Days				
9013	WALLINGFORD LIONS CLUB, INC.	12/18/1967	Active	19	0	1	-5.00%	21	13	0	Y			11/2025		\$60.00			
Exc Award (06/30/2022, 06/30/2023, 06/30/2024)																			
9008	WATERBURY	10/18/1923	Active	27	2	1	3.85%	24	0	1	Y	2	N	11/2025	90+ Days	\$10.00			
9009	WEST HAVEN	04/25/1951	Status Quo(1)	2	0	0	0.00%	2		11	Y	3		12/2024	90+ Days				
9011	WOLCOTT	04/23/1952	Active	68	0	1	-1.45%	68	36	1	Y	2	R	03/2025		\$1,000.00			
Exc Award (06/30/2018)																			
9012	WOODBIDGE	05/24/1951	Active	6	0	0	0.00%	8		9	Y	9		11/2024	90+ Days	\$100.00			
Current Total Clubs Count	YTD New Clubs Count	YTD Cancelled Clubs Count	YTD Net Club Gain	Current Total Members Count	YTD Add	YTD Drop	YTD Net Growth %	Member Count 12 Months Ago	Average Member Count Per Club	% of Clubs with less than 20 members	% No Officer Report in 12 Months	% of Clubs with balance 90+ days	Number of Clubs in Status Quo	% Status Quo Clubs in Financial Suspension	Number of Cancelled Clubs	Average Cancelled Club Age	Members Lost Due to Cancellation	% of Clubs Cancelled for Non-Financial Reasons	
48	0	0	0	1,264	36	78	-42	-3.22%	1,265	26	48%	4%	27%	6	100%	0	0	0	0%

* - P - Priority Club. Cancellation Reasons: 1-Objectives/conduct, 2-Non-active club, 5-Non-existing club, 6-Disbanding, 7-Merger, 8-Financial Suspension, 9-District/Multiple District Dues.

** Red denotes below 15 active members.

*** Red denotes 20% + loss.

**** Y - all 3 (President, Secretary, Treasurer) club officers reported, N - not all 3 reported.

***** Abbreviation: N-New, IP-Immediate Past, R-Repeat.



Club Health Assessment for District 23 B through November 2025

			Status	Membership					Reports				Finance		LCIF	
Club Number	Club Name	Charter Date	Times in Status Quo in Past 2 Years	Current Member Count **	YTD Members Added	YTD Members Dropped	YTD Net Growth% ***	Member Count 1 Year Ago	Dropped Members Avg.Length of Service	Months Since Membership Update	Current Officers Reported ****	Current President Repeated Term	VP Reported *****	Last Date Reported Service (mm/yyyy)	Account Balance	YTD Donations
Clubs less than two years old																
177521	Greater Hartford Aikyam	08/16/2024	Active	22	0	0	0.00%	20		5	Y	2	R	04/2025		
Clubs more than two years old																
9014	AVON Exc Award (06/30/2021, 06/30/2022)	06/18/1951	Active	36	0	0	0.00%	37		5	Y	4		08/2025		\$31.60
9015	BARKHAMSTED Exc Award (06/30/2020, 06/30/2021, 06/30/2022, 06/30/2023)	10/20/1966	Active	12	0	13	-52.00%	37	8	0	Y	3		11/2025		\$180.09
9016	BERLIN Exc Award (06/30/2023, 06/30/2024)	10/27/1941	Active	123	3	2	0.82%	121	6	0	Y		N	11/2025		
9017	BETHLEHEM	05/30/1972	Active(1)	23	1	0	4.55%	20		4	N	None		04/2025	90+ Days	\$250.00
9018	BLOOMFIELD Exc Award (06/30/2022, 06/30/2023)	03/05/1942	Active	32	3	0	10.34%	28		0	Y	4	R	11/2025		\$55.00
9019	BRISTOL Exc Award (06/30/2021)	03/23/1926	Active	20	0	0	0.00%	19		5	Y	7		11/2025		\$200.00
9020	BURLINGTON	03/12/1968	Active	42	4	2	5.00%	40	8	1	Y	2	N	08/2024		\$150.00
53441	CANAAN NORTHWEST	06/29/1992	Active	16	0	0	0.00%	19		5	Y	2	N	10/2025	90+ Days	\$50.00
9021	CANTON Exc Award (06/30/2021)	11/23/1951	Active	22	0	0	0.00%	22		14	Y	2	R	10/2024	90+ Days	\$20.00
38579	COLEBROOK	06/30/1980	Active	29	2	0	7.41%	28		3	Y	13	R	08/2025	90+ Days	\$200.00
149081	CONNECTICUT UNITED HEARTS AND HANDS Exc Award (06/30/2023)	11/22/2021	Active	12	0	0	0.00%	14		6	Y	4		11/2025		
9022	EAST GRANBY	04/28/1960	Active	9	0	0	0.00%	11		5	Y	4		03/2025		\$500.00
9023	EAST HARTFORD Exc Award (06/30/2018, 06/30/2025)	01/16/1950	Active	47	3	0	6.82%	39		0	Y		N	11/2025		\$3,037.62
9024	EAST WINDSOR Exc Award (06/30/2022, 06/30/2023)	06/29/1953	Active	14	1	0	7.69%	15		1	Y			01/2025		
9025	ENFIELD Exc Award (06/30/2022)	03/31/1942	Active	17	3	1	13.33%	15	1	0	Y	8	R	10/2025		\$265.00
135571	Glastonbury Centennial Exc Award (06/30/2021, 06/30/2023)	06/26/2018	Active	12	1	1	0.00%	13	4	0	Y		N	11/2025		\$203.40



Club Health Assessment for District 23 B through November 2025

			Status	Membership						Reports				Finance	LCIF	
Club Number	Club Name	Charter Date	Times in Status Quo in Past 2 Years	Current Member Count **	YTD Members Added	YTD Members Dropped	YTD Net Growth% ***	Member Count 1 Year Ago	Dropped Members Avg.Length of Service	Months Since Membership Update	Current Officers Reported ****	Current President Repeated Term	VP Reported *****	Last Date Reported Service (mm/yyyy)	Account Balance	YTD Donations
9027	GRANBY	03/20/1953	Active	53	4	0	8.16%	48		0	Y		N	10/2025		
Exc Award (06/30/2022, 06/30/2023)																
9028	GREATER HARTFORD HOST	05/18/1922	Active	28	0	0	0.00%	28		4	Y		N	09/2024		\$25.00
64449	GREATER HARTFORD WEST INDIAN	06/28/2001	Active	30	0	0	0.00%	32		8	Y	5	N	03/2025		
128882	Hartford County Everest Centennial	09/12/2016	Active	36	1	16	-29.41%	42	3	0	Y		N	10/2025		\$300.00
Exc Award (06/30/2020, 06/30/2021, 06/30/2022, 06/30/2025)																
109889	HARTFORD DIVERSITY	12/15/2010	Status Quo(1)	10	0	1	-9.09%	11	4	4	Y		R	05/2025	90+ Days	
29404	HARTFORD EVENING	05/29/1974	Active	21	0	0	0.00%	33		3	Y	8	R	08/2025		\$10.00
Exc Award (06/30/2021, 06/30/2022)																
51701	HARTFORD MULTI-NATIONAL	05/29/1991	Active	26	2	1	4.00%	26	4	2	Y	2	N	10/2025		\$1,825.00
Exc Award (06/30/2023)																
152799	Hartford Pak-K2	10/17/2022	Active	45	3	6	-6.25%	41	3	0	Y		N	03/2025		\$20.00
35723	HARTLAND	06/19/1978	Active	20	0	0	0.00%	21		0	Y	11	N	10/2025		
9029	HARWINTON	01/30/1962	Active	33	0	0	0.00%	31		5	Y	2	N	11/2025		\$2,000.00
35043	KENT	02/03/1978	Active	70	2	2	0.00%	69	14	1	Y		IP	10/2025		\$129.80
9030	LITCHFIELD	01/30/1950	Active	46	0	6	-11.54%	57	6	1	Y	16	N	09/2025		
9031	MANCHESTER	06/28/1949	Active	17	1	2	-5.56%	18	29	0	Y	3		10/2025	90+ Days	
9032	MARLBOROUGH	10/28/1952	Active	21	1	0	5.00%	20		2	Y	2	N	11/2025		
Exc Award (06/30/2021)																
9033	NEW BRITAIN	07/11/1922	Active	44	0	1	-2.22%	48	15	3	Y		N	08/2025		\$400.00
Exc Award (06/30/2021, 06/30/2023)																
9035	NEW HARTFORD	09/17/1970	Active	34	3	1	6.25%	31	4	0	Y	4	R	06/2025		\$1,500.00
Exc Award (06/30/2021, 06/30/2022, 06/30/2023, 06/30/2024)																
9037	NEW MILFORD	04/18/1929	Active	42	0	0	0.00%	40		5	Y		N	10/2025	90+ Days	
9038	NORFOLK	01/30/1951	Active	21	1	0	5.00%	19		2	Y	3	R	11/2024		
140733	Northwestern Connecticut Cyber	01/29/2020	Active	22	0	0	0.00%	22		6	Y	5	R	11/2025		\$20.00
Exc Award (06/30/2023)																
9039	PLAINVILLE	05/15/1941	Active	22	0	0	0.00%	21		1	Y	9		11/2025		
Exc Award (06/30/2024)																



Club Health Assessment for District 23 B through November 2025

			Status	Membership						Reports				Finance		LCIF
Club Number	Club Name	Charter Date	Times in Status Quo in Past 2 Years	Current Member Count **	YTD Members Added	YTD Members Dropped	YTD Net Growth% ***	Member Count 1 Year Ago	Dropped Members Avg.Length of Service	Months Since Membership Update	Current Officers Reported ****	Current President Repeated Term	VP Reported *****	Last Date Reported Service (mm/yyyy)	Account Balance	YTD Donations
154083	Riverton (CT)	03/28/2023	Active	38	2	3	-2.56%	29	5	1	Y	2	R	11/2025		\$1,832.23
Exc Award (06/30/2025)																
9040	ROCKY HILL	02/28/1949	Active	15	0	1	-6.25%	17	2	2	Y	2		05/2025		
127325	Rocky Hill Veteran	04/21/2016	Active	4	0	1	-20.00%	4	2	0	N		R	10/2025		
9042	SIMSBURY	06/15/1965	Active	23	2	0	9.52%	25		0	Y	2	R	10/2025		
Exc Award (06/30/2018, 06/30/2023)																
9044	SOUTH WINDSOR	06/08/1961	Active	39	1	0	2.63%	38		2	Y	2	R	11/2025		\$500.00
Exc Award (06/30/2022, 06/30/2025)																
9043	SOUTHINGTON	02/05/1942	Active	28	6	1	21.74%	22	0	0	Y		N	10/2025		\$29.00
9045	SUFFIELD	04/29/1955	Active	8	2	0	33.33%	6		2	Y	2		09/2025		90+ Days
9046	TERRYVILLE	06/27/1941	Active	86	4	2	2.38%	92	6	0	Y		N	11/2025	\$140.00	
105281	THOMASTON	04/20/2009	Active	24	0	1	-4.00%	25	10	1	Y	9	R	10/2025	90+ Days	
9048	TORRINGTON	11/30/1925	Active	26	1	4	-10.34%	30	2	2	Y	2	R	11/2025		
9049	UNIONVILLE	11/29/1941	Active	20	0	0	0.00%	19		4	Y		R	04/2025		
9050	WASHINGTON	05/31/1941	Active	33	0	3	-8.33%	37	23	1	Y	16	N	05/2025	90+ Days	
9051	WATERTOWN	10/25/1949	Active	41	1	0	2.50%	41		4	N		N	07/2024	90+ Days	\$30.00
Exc Award (06/30/2023)																
140049	West Hartford Lumbini	10/18/2019	Active	41	0	0	0.00%	41		14	Y	2	R	08/2024		
Exc Award (06/30/2021)																
9053	WETHERSFIELD	11/29/1949	Active	10	0	0	0.00%	3		8	Y	9		07/2025		\$4.00
9054	WINDSOR	12/15/1949	Active	46	1	0	2.22%	48		4	Y	2	N	06/2025		
Exc Award (06/30/2021, 06/30/2022, 06/30/2023)																
9055	WINDSOR LOCKS	06/06/1942	Active	79	0	0	0.00%	88		6	Y		N	01/2025		\$1,220.00
Exc Award (06/30/2022)																
9056	WINSTED	03/16/1960	Active	17	0	1	-5.56%	18	5	2	Y	2	R	11/2025	90+ Days	
Exc Award (06/30/2021)																
9057	WOODBURY	04/08/1936	Active	60	4	5	-1.64%	62	8	0	Y		N	10/2025		
Exc Award (06/30/2022)																



Club Health Assessment for District 23 B through November 2025

						Status		Membership					Reports				Finance		LCIF
						Times in Status Quo in Past 2 Years	Current Member Count **	YTD Members Added	YTD Members Dropped	YTD Net Growth***	Member Count 1 Year Ago	Dropped Members Avg.Length of Service	Months Since Membership Update	Current Officers Reported ****	Current President Repeated Term	VP Reported *****	Last Date Reported Service (mm/yyyy)	Account Balance	YTD Donations
Club Number	Club Name		Charter Date																
Current Total Clubs Count	YTD New Clubs Count	YTD Cancelled Clubs Count	YTD Net Club Gain	Current Total Members Count	YTD Add	YTD Drop	YTD Net Growth	Member Count 12 Months Ago	Average Member Count Per Club	% of Clubs with less than 20 members	% No Officer Report in 12 Months	% of Clubs with balance 90+ days	Number of Clubs in Status Quo	% Status Quo Clubs in Financial Suspension	Number of Cancelled Clubs	Average Cancelled Club Age	Members Lost Due to Cancellation	% of Clubs Cancelled for Non-Financial Reasons	
56	0	0	0	1,767	63	77	-14	-0.79%	1,801	32	25%	0%	21%	1	100%	0	0	0	0%

* - P - Priority Club. Cancellation Reasons: 1-Objectives/conduct, 2-Non-active club, 5-Non-existing club, 6-Disbanding, 7-Merger, 8-Financial Suspension, 9-District/Multiple District Dues.

** Red denotes below 15 active members.

*** Red denotes 20% + loss.

**** Y - all 3 (President, Secretary, Treasurer) club officers reported, N - not all 3 reported.

***** Abbreviation: N-New, IP-Immediate Past, R-Repeat.



Club Health Assessment for District 23 C through November 2025

			Status	Membership						Reports				Finance	LCIF		
Club Number	Club Name	Charter Date	Times in Status Quo in Past 2 Years	Current Member Count **	YTD Members Added	YTD Members Dropped	YTD Net Growth% ***	Member Count 1 Year Ago	Dropped Members Avg.Length of Service	Months Since Membership Update	Current Officers Reported ****	Current President Repeated Term	VP Reported *****	Last Date Reported Service (mm/yyyy)	Account Balance	YTD Donations	
Clubs less than two years old																	
179958	Chaplin Veterans	12/19/2024	Active	21	0	1	-4.55%	0	0	1	Y	2	R	11/2025	90+ Days		
179116	Comstock Regional	10/17/2024	Active	20	0	4	-16.67%	23	1	0	Y		IP	06/2025		\$50.00	
189649	Eastern CT Mental Wellness	08/29/2025	Active	21	22	1	100.00%	0	0	1	Y			11/2025			
182939	Forest City	06/26/2025	Active	23	2	1	4.55%	0	0	2	Y	2		11/2025		\$2,000.00	
181235	UConn	03/13/2025	Active	26	0	0	0.00%	0		4	Y		R	03/2025			
179953	Willimantic Latino	12/18/2024	Active	15	0	0	0.00%	0		5	Y	2	R	11/2025			
Clubs more than two years old																	
32002	BOLTON	04/05/1976	Active	7	0	0	0.00%	8		2	Y	7	R	09/2022	90+ Days		
52895	BOLTON REGIONAL	04/16/1992	Active	15	0	1	-6.25%	15	2	3	Y	5	R	11/2025		\$700.00	
9059	CANTERBURY	06/12/1972	Active	35	3	0	9.38%	31		2	Y		R	11/2025		\$210.00	
Exc Award (06/30/2017, 06/30/2022, 06/30/2024, 06/30/2025)																	
9060	CLINTON	09/26/1950	Active	39	0	3	-7.14%	41	20	4	Y		R	11/2025		\$1,005.00	
Exc Award (06/30/2021, 06/30/2022)																	
9061	COLCHESTER	08/02/1949	Active	86	1	1	0.00%	84	4	0	Y		N	11/2025	\$35.00		
Exc Award (06/30/2016, 06/30/2017, 06/30/2018, 06/30/2019, 06/30/2025)																	
9062	COLUMBIA	05/23/1955	Active	33	2	1	3.13%	33	36	1	Y		N	08/2025	90+ Days		
Exc Award (06/30/2017)																	
9063	COVENTRY	09/30/1952	Active	30	3	1	7.14%	30	2	0	Y	4	R	11/2025	\$10.00		
138089	Cromwell CT	02/13/2020	Active	24	0	2	-7.69%	25	1	0	Y	5	R	11/2025	\$35.00		
Exc Award (06/30/2022, 06/30/2023, 06/30/2024)																	
9065	DANIELSON	04/01/1954	Active	19	1	0	5.56%	19		0	Y		N	10/2025	\$1,500.00		
Exc Award (06/30/2018)																	
9066	DEEP RIVER-CHESTER	09/01/1950	Active	18	1	0	5.88%	16		1	Y		N	05/2025			
9067	DURHAM	10/24/1951	Active	13	0	0	0.00%	13		17	Y	17		11/2025			
9068	EAST HADDAM	02/21/1955	Active	29	0	0	0.00%	29		5	Y	7		10/2025	90+ Days	\$110.00	
52684	EAST HADDAM COMMUNITY	03/13/1992	Active	61	5	0	8.93%	55		3	Y		N	06/2025		\$200.00	
Exc Award (06/30/2018, 06/30/2023)																	




Club Health Assessment for District 23 C through November 2025

			Status	Membership						Reports				Finance		LCIF
Club Number	Club Name	Charter Date	Times in Status Quo in Past 2 Years	Current Member Count **	YTD Members Added	YTD Members Dropped	YTD Net Growth% ***	Member Count 1 Year Ago	Dropped Members Avg.Length of Service	Months Since Membership Update	Current Officers Reported ****	Current President Repeated Term	VP Reported *****	Last Date Reported Service (mm/yyyy)	Account Balance	YTD Donations
9069	EAST HAMPTON	03/30/1957	Active	45	0	4	-8.16%	49	4	0	Y	3	N	08/2025		\$1,249.00
	Exc Award (06/30/2022)															
103885	EASTERN CONNECTICUT ASIAN AND AMERICAN L C	11/03/2008	P- Status Quo(1)	8	0	1	-11.11%	9	37	0	N	None		02/2025	90+ Days	
141872	Eastern Connecticut Virtual	06/26/2020	Active	6	0	1	-14.29%	6	6	1	Y	2	R	02/2025		
127444	Ellington Centennial	05/06/2016	Active	13	0	0	0.00%	13		5	Y		N	07/2025		
	Exc Award (06/30/2023)															
9070	ESSEX	08/24/1950	Active	48	0	7	-12.73%	50	13	1	Y		N	11/2025		\$55.00
9071	FRANKLIN	03/18/1968	Active	16	0	0	0.00%	17		1	Y	17		10/2025		\$25.00
	Exc Award (06/30/2022)															
9073	HADDAM	09/12/1951	Active	6	0	0	0.00%	6		16	N	None		02/2025		
9074	HEBRON	12/03/1969	Active	62	1	2	-1.59%	61	27	0	Y		N	06/2025		\$20,110.00
	Exc Award (06/30/2021)															
9075	KILLINGWORTH	11/18/1970	Active	48	0	4	-7.69%	59	3	0	Y		N	11/2025		\$1,120.00
	Exc Award (06/30/2018, 06/30/2019, 06/30/2020, 06/30/2023)															
9076	LEBANON	01/31/1952	Active	53	0	1	-1.85%	53	2	0	Y	2	N	11/2025		\$1,180.00
	Exc Award (06/30/2024)															
9077	LEDYARD	08/11/1960	Active	41	6	2	10.81%	35	12	2	Y	2	R	11/2025		\$10.00
	Exc Award (06/30/2023, 06/30/2024, 06/30/2025)															
129793	LISBON-GRISWOLD CENTENNIAL	01/13/2017	Active	20	2	0	11.11%	18		4	Y		N	10/2025		\$176.00
	Exc Award (06/30/2021)															
9078	LYME OLD LYME L C	04/11/1972	Active	37	0	3	-7.50%	40	3	2	N			07/2025	90+ Days	\$60.00
	Exc Award (06/30/2022)															
9097	MANSFIELD	04/07/1952	Active	17	2	0	13.33%	15		0	Y	9		11/2025		\$5.00
	Exc Award (06/30/2022)															
9079	MIDDLEFIELD	05/11/1956	Active	33	0	1	-2.94%	32	22	0	Y		N	11/2025		\$44.00
9080	MIDDLETOWN	05/28/1929	Active	7	0	0	0.00%	12		5	N	3	N	10/2024		\$2,451.96
	Exc Award (06/30/2018, 06/30/2019, 06/30/2020, 06/30/2021, 06/30/2022)															
9081	MONTVILLE	06/11/1958	Active	15	0	1	-6.25%	17	15	2	Y			11/2025	90+ Days	\$310.00
	Exc Award (06/30/2018)															



Club Health Assessment for District 23 C through November 2025

			Status	Membership						Reports				Finance	LCIF	
Club Number	Club Name	Charter Date	Times in Status Quo in Past 2 Years	Current Member Count **	YTD Members Added	YTD Members Dropped	YTD Net Growth% ***	Member Count 1 Year Ago	Dropped Members Avg.Length of Service	Months Since Membership Update	Current Officers Reported ****	Current President Repeated Term	VP Reported *****	Last Date Reported Service (mm/yyyy)	Account Balance	YTD Donations
52745	MONTVILLE MOHEGAN-PEQUOT Exc Award (06/30/2016, 06/30/2022, 06/30/2023, 06/30/2024)	03/27/1992	Active	15	0	2	-11.76%	17	5	2	Y	2		10/2025		\$25.00
9083	MYSTIC Exc Award (06/30/2017)	09/15/1949	Active	41	0	1	-2.38%	45	62	0	Y		N	11/2025	90+ Days	\$615.00
9084	NEW LONDON Exc Award (06/30/2021, 06/30/2022)	08/15/1922	Active	18	0	0	0.00%	18		18	Y	4	R	05/2025		
9085	NIANTIC Exc Award (06/30/2021, 06/30/2022)	08/23/1949	Active	61	2	2	0.00%	64	19	0	Y	2	N	11/2025		\$50.00
9086	NORTH STONINGTON Exc Award (06/30/2017, 06/30/2018, 06/30/2021, 06/30/2022, 06/30/2023)	03/27/1967	Active	31	0	0	0.00%	28		5	Y	2		10/2025		
9087	NORWICH Exc Award (06/30/2024)	04/11/1939	Active	10	2	3	-9.09%	11	13	0	Y		IP	11/2025		
9089	OLD SAYBROOK Exc Award (06/30/2022, 06/30/2024)	06/27/1950	Active	27	0	1	-3.57%	33	6	0	Y	2	R	11/2025		\$1,789.43
9090	PAWCATUCK Exc Award (06/30/2022)	10/25/1950	Active	32	4	1	10.34%	31	38	0	Y	3	R	11/2025		
9082	PLAINFIELD Exc Award (06/30/2022, 06/30/2023, 06/30/2024)	12/13/1951	Active	27	1	0	3.85%	29		0	Y	5	N	11/2025		
9091	POMFRET Exc Award (06/30/2022)	09/09/1954	Active	38	1	8	-15.56%	26	18	0	Y	3		04/2021		
135479	Portland Exc Award (06/30/2019, 06/30/2020, 06/30/2022)	06/29/2018	Active	26	3	0	13.04%	24		2	Y	2	R	10/2025		\$100.00
9093	PUTNAM Exc Award (06/30/2019, 06/30/2020, 06/30/2022, 06/30/2023, 06/30/2025)	09/29/1949	Active	51	1	2	-1.92%	56	24	0	Y	2	R	11/2025		\$1,000.00
9094	SALEM Exc Award (06/30/2021, 06/30/2023, 06/30/2024)	05/17/1973	Active	35	0	0	0.00%	32		2	Y	2		11/2025		
9095	SOMERS Exc Award (06/30/2024)	01/30/1953	Active	17	0	0	0.00%	18		6	Y	8	R	11/2025		
9096	STAFFORD	07/30/1951	Active	21	0	0	0.00%	24		8	Y	2		11/2025		\$500.00



Club Health Assessment for District 23 C through November 2025

			Status		Membership						Reports				Finance		LCIF		
Club Number	Club Name	Charter Date			Times in Status Quo in Past 2 Years	Current Member Count **	YTD Members Added	YTD Members Dropped	YTD Net Growth% ***	Member Count 1 Year Ago	Dropped Members Avg.Length of Service	Months Since Membership Update	Current Officers Reported ****	Current President Repeated Term	VP Reported *****	Last Date Reported Service (mm/yyyy)	Account Balance	YTD Donations	
Exc Award (06/30/2021, 06/30/2022)																			
60877	TAFTVILLE	06/15/1998	Active	14	0	0	0.00%	16		5	Y				06/2025				
Exc Award (06/30/2016, 06/30/2017, 06/30/2018)																			
9099	THOMPSON	04/29/1953	Active	41	9	0	28.13%	37		1	Y	2	R		05/2025				
Exc Award (06/30/2023)																			
9100	TOLLAND	11/10/1969	Active	25	0	0	0.00%	29		4	Y	3			06/2025		\$100.00		
Exc Award (06/30/2017, 06/30/2024, 06/30/2025)																			
133871	Vernon-Rockville	04/10/2018	Active	6	0	0	0.00%	6		10	N	None			05/2025				
Exc Award (06/30/2021)																			
53387	WATERFORD REGIONAL	06/30/1992	Active	26	0	2	-7.14%	22	21	2	Y		N		11/2025	90+ Days	\$270.00		
Exc Award (06/30/2017, 06/30/2018, 06/30/2019, 06/30/2020, 06/30/2021, 06/30/2022, 06/30/2025)																			
9102	WILLIMANTIC	03/31/1941	Active	37	5	5	0.00%	36	1	1	Y		N		08/2025	90+ Days	\$1,501.07		
Exc Award (06/30/2022, 06/30/2023)																			
9103	WOODSTOCK	01/16/1956	Active	22	0	3	-12.00%	25	9	1	Y		R		03/2025		\$55.00		
Exc Award (06/30/2023)																			
Current Total Clubs Count	YTD New Clubs Count	YTD Cancelled Clubs Count	YTD Net Club Gain	Current Total Members Count	YTD Add	YTD Drop	YTD Net Growth	YTD Net Growth %	Member Count 12 Months Ago	Average Member Count Per Club	% of Clubs with less than 20 members	% No Officer Report in 12 Months	% of Clubs with balance 90+ days	Number of Clubs in Status Quo	% Status Quo Clubs in Financial Suspension	Number of Cancelled Clubs	Average Cancelled Club Age	Members Lost Due to Cancellation	% of Clubs Cancelled for Non-Financial Reasons
58	1	0	1	1,631	79	73	6	0.37%	1,541	28	34%	3%	16%	1	100%	0	0	0	0%

* - P - Priority Club. Cancellation Reasons: 1-Objectives/conduct, 2-Non-active club, 5-Non-existing club, 6-Disbanding, 7-Merger, 8-Financial Suspension, 9-District/Multiple District Dues.

** Red denotes below 15 active members.

*** Red denotes 20% + loss.

**** Y - all 3 (President, Secretary, Treasurer) club officers reported, N - not all 3 reported.

***** Abbreviation: N-New, IP-Immediate Past, R-Repeat.




Club Health Assessment for District 24 C through November 2025

			Status	Membership						Reports				Finance	LCIF	
Club Number	Club Name	Charter Date	Times in Status Quo in Past 2 Years	Current Member Count **	YTD Members Added	YTD Members Dropped	YTD Net Growth% ***	Member Count 1 Year Ago	Dropped Members Avg.Length of Service	Months Since Membership Update	Current Officers Reported ****	Current President Repeated Term	VP Reported *****	Last Date Reported Service (mm/yyyy)	Account Balance	YTD Donations
Clubs more than two years old																
9360	ABINGDON	03/17/1954	Active	7	0	2	-22.22%	7	1	1	Y	5		08/2025		
9361	APPALACHIA	11/27/1941	Active	34	0	1	-2.86%	38	1	1	Y	7	R	11/2025		
41828	BEDFORD	09/07/1982	Active	33	2	1	3.13%	33	18	2	Y	9	R	08/2025		
9362	BIG STONE GAP	03/27/1951	Active	13	0	0	0.00%	13		29	Y	9		06/2025		\$1,500.00
9322	BLACKSBURG BREAKFAST	10/29/1973	Active	29	3	3	0.00%	30	37	0	Y		R	11/2025		
9364	BLUEFIELD	10/08/1953	Active	34	0	2	-5.56%	30	9	0	Y	2	R	11/2025		
9376	BRISTOL GOODSON	05/04/1964	Active	8	1	1	0.00%	10	4	2	Y	4	R	06/2025		
9365	BRISTOL HOST	06/02/1924	Active	28	8	2	27.27%	31	36	0	Y	2		11/2024	90+ Days	\$1,000.00
9366	BRISTOL TWIN CITIES	11/02/1959	Active	30	5	3	7.14%	26	34	0	Y			11/2025		\$1,040.70
Exc Award (06/30/2023, 06/30/2024)																
9324	BUCHANAN	12/10/1953	Active	19	6	3	18.75%	15	3	1	Y	2	R	10/2025		
9367	CASTLEWOOD	11/06/1957	Active	16	0	0	0.00%	16		17	Y	2		11/2025		\$200.00
9325	CAVE SPRING	05/29/1941	Active	41	0	1	-2.38%	40	1	0	Y		N	11/2025		\$550.00
Exc Award (06/30/2016)																
9368	CHILHOWIE	12/15/1947	Active	12	0	0	0.00%	4		7	N	3		06/2025		
9326	CHRISTIANSBURG	01/20/1941	Active	61	2	3	-1.61%	63	6	0	Y	2	N	11/2025		\$550.00
Exc Award (06/30/2023, 06/30/2024)																
9370	CLINTWOOD	05/14/1968	Active	24	0	3	-11.11%	27	2	2	N	3	R	11/2025		
137194	Daleville Fincastle	01/24/2019	Active	19	0	1	-5.00%	23	8	3	Y			09/2025		\$5,000.00
Exc Award (06/30/2021, 06/30/2024)																
9329	DUBLIN	08/31/1953	Active	49	3	0	6.52%	52		1	Y	2	R	11/2025		\$1,050.00
Exc Award (06/30/2019, 06/30/2021)																
9332	FERRUM	10/29/1946	Active	17	0	0	0.00%	14		10	Y	7	N	09/2025		
9334	FOREST	03/20/1973	Active	21	2	1	5.00%	25	14	0	Y		R	10/2025		
Exc Award (06/30/2017, 06/30/2019, 06/30/2020)																
9372	FRIES	12/09/1941	Active	18	1	0	5.88%	18		1	Y	23	R	11/2025		\$100.00
9373	GALAX	12/13/1938	Active	19	0	1	-5.00%	18	3	4	Y	2	R	04/2025		
Exc Award (06/30/2025)																



Club Health Assessment for District 24 C through November 2025

			Status	Membership					Reports					Finance	LCIF	
Club Number	Club Name	Charter Date	Times in Status Quo in Past 2 Years	Current Member Count **	YTD Members Added	YTD Members Dropped	YTD Net Growth% ***	Member Count 1 Year Ago	Dropped Members Avg.Length of Service	Months Since Membership Update	Current Officers Reported ****	Current President Repeated Term	VP Reported *****	Last Date Reported Service (mm/yyyy)	Account Balance	YTD Donations
126779	Giles Breakfast	03/23/2016	Active	11	0	0	0.00%	12		5	Y		N	11/2025		
64286	HAYSI-CLINCHCO	05/21/2001	Active	13	0	0	0.00%	13		30	N	None		06/2025		
9379	HILLSVILLE	07/30/1940	Active	30	2	0	7.14%	29		3	Y		N	09/2025		\$300.00
9380	HONAKER	01/27/1958	Active	21	0	0	0.00%	21		16	Y		N	09/2025		
9383	JONESVILLE	08/14/1940	Active	20	0	0	0.00%	20		5	Y		R	06/2025		
9385	LEBANON	09/04/1940	Active	16	0	0	0.00%	13		5	Y	2	R	09/2025	90+ Days	
9386	MARION	09/29/1941	Active	16	8	1	77.78%	10	49	1	Y	7	R	06/2025		
9337	MARTINSVILLE/HENRY COUNTY Exc Award (06/30/2019)	03/19/1947	Active	22	4	2	10.00%	19	35	1	Y		N	11/2025		
9338	MT PLEASANT Exc Award (06/30/2023)	06/15/1961	Active	20	3	1	11.11%	16	8	0	Y	6	R	11/2025		
9389	NORTH TAZEWELL	10/21/1957	Active	14	1	1	0.00%	14	3	4	Y		N	04/2025	90+ Days	\$25.00
9388	NORTON	02/18/1947	Active	33	0	6	-15.38%	38	2	1	Y	2	N	10/2025		
9342	PEARISBURG Exc Award (06/30/2016)	10/03/1932	Active	32	1	0	3.23%	31		0	Y		IP	07/2025		
9391	PENNINGTON GAP	05/26/1932	Active	16	1	0	6.67%	15		4	N	None		06/2024		
9392	POCAHONTAS	11/12/1941	Active	11	0	0	0.00%	12		5	Y	10		04/2025		
9393	POUND	09/24/1953	Active	20	0	0	0.00%	21		6	Y	9	R	11/2025		
9346	RICH CREEK	12/18/1947	Active	19	0	0	0.00%	22		5	Y	2	R	04/2025		
9394	RICHLANDS	01/29/1947	Active	22	2	0	10.00%	20		1	Y	6	R	10/2025	90+ Days	
9349	ROANOKE HOST	03/31/1922	Active	4	0	0	0.00%	5		7	Y	8		05/2025		
33830	ROANOKE VALLEY BREAKFAST Exc Award (06/30/2016, 06/30/2017)	05/06/1977	Active	63	2	0	3.28%	56		1	Y		N	10/2025		\$925.00
9354	ROCKY MOUNT	06/20/1924	Active	17	1	0	6.25%	12		5	Y	7	N	08/2025	90+ Days	
9396	RURAL RETREAT	09/23/1941	Active	25	3	2	4.17%	26	5	0	Y		N	10/2025	90+ Days	\$300.00
55940	SALEM HANGING ROCK	06/30/1994	Active	6	0	0	0.00%	6		15	Y	2		05/2022		
9355	SALEM HOST Exc Award (06/30/2019, 06/30/2024)	10/11/1935	Active	44	0	1	-2.22%	42	1	3	Y	2	N	11/2025	90+ Days	\$1,000.00
9399	SALTVILLE RICH VALLEY	05/26/1950	Active	30	0	0	0.00%	30		1	Y		N	11/2025		



Club Health Assessment for District 24 C through November 2025

			Status	Membership						Reports				Finance	LCIF	
Club Number	Club Name	Charter Date	Times in Status Quo in Past 2 Years	Current Member Count **	YTD Members Added	YTD Members Dropped	YTD Net Growth% ***	Member Count 1 Year Ago	Dropped Members Avg.Length of Service	Months Since Membership Update	Current Officers Reported ****	Current President Repeated Term	VP Reported *****	Last Date Reported Service (mm/yyyy)	Account Balance	YTD Donations
Exc Award (06/30/2023)																
41008	SMITH MOUNTAIN LAKE	03/12/1982	Active	41	0	2	-4.65%	41	20	1	Y			10/2025		
9400	TAZEWELL	02/28/1947	Active	20	0	1	-4.76%	19	15	1	Y	4	R	10/2025		
44957	VINTON BREAKFAST	05/06/1985	Active	59	5	3	3.51%	58	6	0	Y		N	11/2025	90+ Days	
Exc Award (06/30/2023)																
9403	WISE	09/29/1953	Active	8	1	0	14.29%	7		4	Y	9	R	11/2025	90+ Days	
9404	WYTHEVILLE	02/28/1941	Active	89	12	2	12.66%	77	20	0	Y		N	10/2025	90+ Days	\$225.00
Exc Award (06/30/2017, 06/30/2018, 06/30/2024)																

Clubs Cancelled Previous Fiscal Year – Clubs Cancelled within last 12 months may be reinstated

Club Number	Club Name	Charter Date	Current Status*	Cancellation Date
9335	FORT LEWIS	01/23/1953	Cancelled(6*)	10/29/2024

Current Total Clubs Count	YTD New Clubs Count	YTD Cancelled Clubs Count	YTD Net Club Gain	Current Total Members Count	YTD Add	YTD Drop	YTD Net Growth	YTD Net Growth %	Member Count 12 Months Ago	Average Member Count Per Club	% of Clubs with less than 20 members	% No Officer Report in 12 Months	% of Clubs with balance 90+ days	Number of Clubs in Status Quo	% Status Quo Clubs in Financial Suspension	Number of Cancelled Clubs	Average Cancelled Club Age	Members Lost Due to Cancellation	% of Clubs Cancelled for Non-Financial Reasons
50	0	0	0	1,274	79	50	29	2.33%	1,238	25	44%	2%	20%	0	0%	0	0	0	0%

* - P - Priority Club. Cancellation Reasons: 1-Objectives/conduct, 2-Non-active club, 5-Non-existing club, 6-Disbanding, 7-Merger, 8-Financial Suspension, 9-District/Multiple District Dues.

** Red denotes below 15 active members.

*** Red denotes 20% + loss.

**** Y - all 3 (President, Secretary, Treasurer) club officers reported, N - not all 3 reported.

***** Abbreviation: N-New, IP-Immediate Past, R-Repeat.



Club Health Assessment for District 24 I through November 2025

			Status	Membership						Reports				Finance	LCIF	
Club Number	Club Name	Charter Date	Times in Status Quo in Past 2 Years	Current Member Count **	YTD Members Added	YTD Members Dropped	YTD Net Growth% ***	Member Count 1 Year Ago	Dropped Members Avg.Length of Service	Months Since Membership Update	Current Officers Reported ****	Current President Repeated Term	VP Reported *****	Last Date Reported Service (mm/yyyy)	Account Balance	YTD Donations
Clubs less than two years old																
156950	SEVA Peninsula Asian-American Exc Award (06/30/2025)	01/16/2024	Active	54	22	1	63.64%	24	0	0	Y		N	11/2025		
Clubs more than two years old																
9174	AMELIA	11/14/1955	Active	18	3	0	20.00%	14		1	Y		N	11/2025		
9210	AMHERST COUNTY	03/26/1956	Active	15	0	0	0.00%	16		5	Y	2	N	11/2025		
9176	APPOMATTOX	08/23/1939	Active	9	0	0	0.00%	9		5	Y	7		09/2025		
9179	BLACKSTONE	10/27/1952	Active	5	0	0	0.00%	6		3	Y	16	R	12/2024		
9216	BON AIR-MANCHESTER-MIDLOTHI	03/02/1934	Active	26	1	2	-3.70%	29	21	0	Y		N	08/2025		\$500.00
9268	BOYKINS	02/14/1947	Active(1)	6	0	0	0.00%	6		17	N	None		12/2024		
35724	BRANDERMILL & MIDLOTHIAN (WOODLAKE)	06/12/1978	Active	28	3	1	7.69%	33	36	1	Y		N	10/2025	90+ Days	\$100.00
9183	BROOKVILLE TIMBERLAKE	04/17/1956	Active	14	0	0	0.00%	14		0	Y	6		12/2024		
9269	CAPE CHARLES Exc Award (06/30/2016, 06/30/2017, 06/30/2018, 06/30/2023)	05/31/1934	Active	19	0	0	0.00%	19		15	Y	2	R	11/2025		\$500.00
9270	CENTRAL SHORE	02/06/1959	Active	10	0	0	0.00%	10		7	Y	4	N	01/2025		
9185	CHARLOTTE L C Exc Award (06/30/2023)	03/16/1972	Active	14	1	0	7.69%	17		1	Y	2	R	11/2025		
9186	CHASE CITY	02/18/1942	Active	11	0	0	0.00%	11		4	Y		R	11/2025		
9278	CHESAPEAKE GREAT BRIDGE	01/24/1957	Active	13	0	0	0.00%	16		3	Y		N	10/2025		
9306	CHESAPEAKE HOST Exc Award (06/30/2016, 06/30/2018)	12/08/1947	Active	16	1	0	6.67%	15		2	Y	2	IP	10/2025		
9307	CHESAPEAKE SOUTHSIDE Exc Award (06/30/2016, 06/30/2022, 06/30/2023)	01/23/1948	Active	37	0	1	-2.63%	38	1	4	Y		N	11/2025		\$50.00
53154	CHESAPEAKE WESTERN BRANCH	05/27/1992	Active	9	0	0	0.00%	9		18	N	None		07/2024		
9188	CHESTER Exc Award (06/30/2018)	01/16/1939	Active	17	0	0	0.00%	17		16	Y	8	R	01/2025		



Club Health Assessment for District 24 I through November 2025

			Status	Membership						Reports				Finance	LCIF	
Club Number	Club Name	Charter Date	Times in Status Quo in Past 2 Years	Current Member Count **	YTD Members Added	YTD Members Dropped	YTD Net Growth% ***	Member Count 1 Year Ago	Dropped Members Avg.Length of Service	Months Since Membership Update	Current Officers Reported ****	Current President Repeated Term	VP Reported *****	Last Date Reported Service (mm/yyyy)	Account Balance	YTD Donations
63912	CHESTERFIELD PREV BLINDNES MNG Exc Award (06/30/2017)	01/17/2001	Active	18	1	0	5.88%	16		2	Y	2	R	09/2025	90+ Days	\$500.00
9271	CHURCHLAND L C	05/09/1966	Active	14	0	0	0.00%	14		0	Y		IP	11/2025		
9189	CLARKSVILLE Exc Award (06/30/2022, 06/30/2023)	02/10/1941	Active	24	1	5	-14.29%	30	8	2	Y	2	N	10/2025	90+ Days	
9273	CRADOCK	07/08/1947	Active	16	0	0	0.00%	19		5	Y		N	10/2025		
9192	CREWE BURKEVILLE	06/05/1968	Status Quo(1)	5	0	0	0.00%	8		7	N	None			90+ Days	
9193	DANVILLE HOST	05/19/1922	Active	18	0	0	0.00%	18		9	N	None		06/2025		
9195	DANVILLE MORNING	03/08/1973	Active	6	0	0	0.00%	8		10	N	None				
59969	DINWIDDIE	09/24/1997	Active	9	0	0	0.00%	9		4	N	None		10/2025		
110484	EASTERN VIRGINIA MEDICAL SCHOOL	03/01/2011	Active	18	7	9	-10.00%	19	4	3	N			11/2025		
9197	FARMVILLE Exc Award (06/30/2022)	06/15/1923	Active	42	0	0	0.00%	46		1	Y		N	07/2025		
9276	FRANKLIN Exc Award (06/30/2018)	11/24/1933	Active	9	0	3	-25.00%	12	14	3	N	None		01/2025		\$500.00
9198	GRETNA	09/21/1953	Active	12	0	1	-7.69%	13	54	1	Y			09/2025		
9281	HAMPTON MERCURY	03/16/1965	Active	30	0	1	-3.23%	16	19	3	Y	2		08/2025		
9280	HAMPTON PHOEBUS	02/26/1947	Cancelled(6*)	0	0	1	-100.00%	17	19	3	N	None		12/2024		
9201	HOPEWELL PRINCE GEORGE INC	01/02/1934	Active	11	1	0	10.00%	10		0	Y	8		11/2024		
60355	JAMES CITY Exc Award (06/30/2016, 06/30/2017, 06/30/2018, 06/30/2024)	02/10/1998	Active	65	3	9	-8.45%	79	14	0	Y		N	10/2025		
9204	KENBRIDGE-VICTORIA L C	08/13/1953	Active(1)	12	0	0	0.00%	12		21	Y	7		07/2024		
9285	LANCASTER COUNTY Exc Award (06/30/2017, 06/30/2018)	09/23/1947	Active	30	3	1	7.14%	30	17	0	Y	2	N	11/2025		
9206	LAWRENCEVILLE	03/22/1927	Status Quo(1)	21	0	0	0.00%	23		1	Y	8	R	10/2025	90+ Days	
105359	LYNCHBURG 7 HILLS	04/23/2009	Active	12	0	0	0.00%	12		16	N	None		07/2025		
9287	MATHEWS	12/13/1954	Active	23	0	0	0.00%	25		10	N	None		10/2024		
29454	MECHANICSVILLE	06/11/1974	Active	13	1	2	-7.14%	14	17	1	Y	3	N	03/2025		
9288	MIDDLESEX COUNTY	02/27/1962	Active	20	1	0	5.26%	17		6	Y	4	R	06/2025	90+ Days	



Club Health Assessment for District 24 I through November 2025

			Status	Membership						Reports				Finance	LCIF			
Club Number	Club Name	Charter Date	Times in Status Quo in Past 2 Years	Current Member Count **	YTD Members Added	YTD Members Dropped	YTD Net Growth% ***	Member Count 1 Year Ago	Dropped Members Avg.Length of Service	Months Since Membership Update	Current Officers Reported ****	Current President Repeated Term	VP Reported *****	Last Date Reported Service (mm/yyyy)	Account Balance	YTD Donations		
40743	NEW KENT COUNTY	01/22/1982	Active	41	4	0	10.81%	36		0	Y		N	11/2025	90+ Days	\$50.00		
	Exc Award (06/30/2017, 06/30/2018, 06/30/2022, 06/30/2023)																	
9289	NEWPORT NEWS DENBIGH	04/23/1959	Active	23	1	2	-4.17%	23	37	4	Y	2	N	01/2025				
	Exc Award (06/30/2017)																	
9290	NEWPORT NEWS HOST	01/06/1933	Active	12	0	2	-14.29%	15	45	2	Y	4	R	09/2025	90+ Days			
	Exc Award (06/30/2017, 06/30/2023)																	
9291	NORFOLK HOST	02/09/1922	Active	22	0	2	-8.33%	24	38	4	Y	8		08/2025				
	Exc Award (06/30/2017)																	
9286	NORFOLK LITTLE CREEK	05/04/1956	Active	15	0	0	0.00%	14		6	Y	9	R	10/2025				
	Exc Award (06/30/2018, 06/30/2024, 06/30/2025)																	
105764	NORFOLK MIDDLE TOWN	06/12/2009	Active(1)	10	0	0	0.00%	10		16	N	9		01/2022		\$4,000.00		
9297	NORFOLK NORVIEW	02/06/1947	Active	8	0	0	0.00%	8		7	Y	9	R	09/2025				
9293	NORFOLK OCEAN VIEW	10/02/1933	Active	22	4	0	22.22%	18		0	Y		N	11/2025				
	Exc Award (06/30/2017, 06/30/2024)																	
9294	NORFOLK WARDS CORNER	02/14/1947	Active	10	0	0	0.00%	10		16	Y	9	R	12/2024				
9282	NORTHAMPTON COMMUNITY	12/13/1960	Active(1)	0	0	3	-100.00%	3	6	0	N	None		11/2025				
9296	NORTHUMBERLAND COUNTY	03/16/1953	Active	18	0	1	-5.26%	19	4	2	Y		R	10/2025		\$570.00		
	Exc Award (06/30/2016, 06/30/2025)																	
9303	POQUOSON	02/18/1948	Active	37	0	0	0.00%	38		4	Y		N	11/2025		\$100.00		
	Exc Award (06/30/2019, 06/30/2023)																	
9304	PORTSMOUTH HOST	12/05/1932	Active	18	0	0	0.00%	17		3	Y	2	R	09/2025		\$105.00		
31793	POWHATAN	03/02/1976	Active	68	2	2	0.00%	72	4	2	Y		N	11/2025				
41884	RICHMOND BATTLEFIELD PARK	10/11/1982	Active	12	0	0	0.00%	12		4	Y	9	R	12/2024				
9203	RICHMOND JAMES RIVER	11/10/1953	Active	18	1	1	0.00%	19	46	0	Y	2	R	11/2025				
9219	RUSTBURG	06/26/1947	Active	17	0	1	-5.56%	18	8	3	Y	4		10/2025				
33309	SMITHFIELD	02/07/1977	Active	27	1	4	-10.00%	31	5	2	Y	2	R	10/2025		\$1,000.00		
	Exc Award (06/30/2016, 06/30/2018)																	
9220	SOUTH BOSTON	01/17/1927	Active(3)	7	0	0	0.00%	7		11	N	None		02/2022				
9221	SOUTH HILL	03/07/1935	Active	28	0	0	0.00%	29		2	Y		N	10/2025		\$75.00		



Club Health Assessment for District 24 I through November 2025

			Status	Membership						Reports				Finance	LCIF	
Club Number	Club Name	Charter Date	Times in Status Quo in Past 2 Years	Current Member Count **	YTD Members Added	YTD Members Dropped	YTD Net Growth% ***	Member Count 1 Year Ago	Dropped Members Avg.Length of Service	Months Since Membership Update	Current Officers Reported ****	Current President Repeated Term	VP Reported *****	Last Date Reported Service (mm/yyyy)	Account Balance	YTD Donations
134715	Southeastern Virginia Filipino - American	05/18/2018	Active	66	18	2	32.00%	54	2	0	Y		N	10/2025	90+ Days	\$20.00
9308	SUFFOLK	07/18/1923	Active	16	0	1	-5.88%	17	19	4	Y		N	10/2025		\$200.00
65432	SURRY COUNTY	05/15/2002	Active	19	3	1	11.76%	17	12	2	Y	3	R	02/2024		
133008	Sussex County	11/16/2017	Active(1)	16	0	6	-27.27%	22	7	2	Y		IP	11/2025		\$20.00
Exc Award (06/30/2022, 06/30/2023)																
9309	TAPPAHANNOCK	01/29/1942	Active	22	1	3	-8.33%	25	4	0	Y	3		08/2025		\$420.00
Exc Award (06/30/2016)																
9223	VARINA	12/03/1957	Active	19	0	0	0.00%	18		11	Y		N	04/2025		\$3,000.00
9266	VIRGINIA BEACH ARAGONA WOODSTOCK	03/08/1960	Active	15	1	0	7.14%	14		0	Y		IP	07/2025		\$4,000.00
Exc Award (06/30/2016)																
9267	VIRGINIA BEACH BAYSIDE	10/04/1951	Active	14	0	0	0.00%	16		5	Y	2	R	10/2024	90+ Days	
90228	VIRGINIA BEACH CENTRAL	11/28/2005	Active(1)	7	0	0	0.00%	7		5	N	None		11/2024		\$40.00
9310	VIRGINIA BEACH HOST	08/24/1933	Active	14	0	0	0.00%	14		13	Y	4	R	10/2024		\$20.00
9284	VIRGINIA BEACH KEMPSVILLE	03/09/1953	Active	23	0	1	-4.17%	26	19	0	Y		N	01/2025		
Exc Award (06/30/2016)																
41781	VIRGINIA BEACH PRINCESS ANNE OCEANSIDE	08/03/1982	Active	18	1	2	-5.26%	20	10	1	Y		R	11/2025		\$1,200.00
9313	VIRGINIA BEACH THALIA	04/20/1966	Active	39	3	0	8.33%	37		2	Y			11/2025		\$3,500.00
Exc Award (06/30/2017, 06/30/2018, 06/30/2022, 06/30/2023, 06/30/2024)																
65469	VIRGINIA BEACH TOWN CENTER-BLIND	06/11/2002	Active	47	3	2	2.17%	48	11	0	Y		N	11/2025		\$750.00
Exc Award (06/30/2018, 06/30/2024)																
9316	WILLIAMSBURG HOST	04/24/1934	Active	26	1	3	-7.14%	36	10	1	Y	2	R	11/2025	90+ Days	
Exc Award (06/30/2019, 06/30/2022)																
36564	WINDSOR	02/15/1979	Active	20	3	1	11.11%	21	41	1	Y		IP	10/2025		\$30.00
Exc Award (06/30/2016, 06/30/2017, 06/30/2018)																
9317	YORK	03/06/1953	Active	26	0	0	0.00%	26		5	Y	6	R	08/2025		

Clubs Cancelled Previous Fiscal Year – Clubs Cancelled within last 12 months may be reinstated

Club Number	Club Name	Charter Date	Current Status*	Cancellation Date
-------------	-----------	--------------	-----------------	-------------------



Club Health Assessment for District 24 I through November 2025

INTERNATIONAL

Club Number	Club Name	Charter Date	Status	Membership							Reports				Finance	LCIF			
			Times in Status Quo in Past 2 Years	Current Member Count **	YTD Members Added	YTD Members Dropped	YTD Net Growth% ***	Member Count 1 Year Ago	Dropped Members Avg.Length of Service	Months Since Membership Update	Current Officers Reported ****	Current President Repeated Term	VP Reported *****	Last Date Reported Service (mm/yyyy)	Account Balance	YTD Donations			
9184	BUCKINGHAM COUNTY	09/16/1954	Cancelled(6*)	05/29/2025															
9191	COLONIAL HEIGHTS	07/22/1947	Cancelled(6*)	12/30/2024															
9277	GLOUCESTER	11/21/1947	Cancelled(8*)	06/29/2025															
9314	NEWPORT NEWS WARWICK	05/26/1949	Cancelled(6*)	06/29/2025															
Current Total Clubs Count	YTD New Clubs Count	YTD Cancelled Clubs Count	YTD Net Club Gain	Current Total Members Count	YTD Add	YTD Drop	YTD Net Growth	YTD Net Growth %	Member Count 12 Months Ago	Average Member Count Per Club	% of Clubs with less than 20 members	% No Officer Report in 12 Months	% of Clubs with balance 90+ days	Number of Clubs in Status Quo	% Status Quo Clubs in Financial Suspension	Number of Cancelled Clubs	Average Cancelled Club Age	Members Lost Due to Cancellation	% of Clubs Cancelled for Non-Financial Reasons
77	0	1	-1	1,569	96	77	19	1.23%	1,611	20	64%	6%	13%	2	100%	1	380	1	0%

* - P - Priority Club. Cancellation Reasons: 1-Objectives/conduct, 2-Non-active club, 5-Non-existing club, 6-Disbanding, 7-Merger, 8-Financial Suspension, 9-District/Multiple District Dues.

** Red denotes below 15 active members.

*** Red denotes 20% + loss.

**** Y - all 3 (President, Secretary, Treasurer) club officers reported, N - not all 3 reported.

***** Abbreviation: N-New, IP-Immediate Past, R-Repeat.



Club Health Assessment for District 24 L through November 2025

			Status	Membership					Reports				Finance	LCIF		
Club Number	Club Name	Charter Date	Times in Status Quo in Past 2 Years	Current Member Count **	YTD Members Added	YTD Members Dropped	YTD Net Growth% ***	Member Count 1 Year Ago	Dropped Members Avg.Length of Service	Months Since Membership Update	Current Officers Reported ****	Current President Repeated Term	VP Reported *****	Last Date Reported Service (mm/yyyy)	Account Balance	YTD Donations
Clubs less than two years old																
181709	McLean FilAm	05/13/2025	Active	26	2	0	8.33%	0		3	Y	2	N	09/2025		
Clubs more than two years old																
61920	ALEXANDRIA ASIAN-AMERICAN Exc Award (06/30/2017, 06/30/2018, 06/30/2019, 06/30/2020, 06/30/2021, 06/30/2022, 06/30/2024)	05/17/1999	Active	74	4	0	5.71%	75		1	Y	4	R	11/2025		
9104	ALEXANDRIA HOST	03/06/1933	Active	22	2	1	4.76%	24	3	0	Y	2	N	08/2025		
9106	ALEXANDRIA LINCOLNIA Exc Award (06/30/2018)	03/31/1964	Active	5	0	1	-16.67%	6	51	1	Y	6	R	08/2025		
53035	AQUIA EVENING Exc Award (06/30/2019, 06/30/2020)	05/05/1992	Active	36	1	11	-21.74%	47	7	0	Y		N	11/2025		\$550.00
38435	AQUIA HARBOUR HOST L C Exc Award (06/30/2017, 06/30/2018, 06/30/2021, 06/30/2022, 06/30/2023)	05/01/1980	Active	57	1	4	-5.00%	60	9	0	Y		R	11/2025		\$500.00
9110	ARCOLA	10/17/1952	Active	3	0	0	0.00%	3		18	Y	4	R	08/2025		\$15,000.00
9113	ARLINGTON NORTHWEST ARLINGTON	05/26/1953	Active	14	0	0	0.00%	14		0	Y	15		04/2020		
29102	AUGUSTA	04/22/1974	Active	25	0	0	0.00%	31		3	Y	5	R	10/2025		
9116	BAILEYS CROSSROADS HOST Exc Award (06/30/2016, 06/30/2017, 06/30/2018, 06/30/2024)	02/24/1954	Active	45	1	2	-2.17%	46	9	2	Y	3	R	10/2025		
42394	BASYE BRYCE MOUNTAIN Exc Award (06/30/2018, 06/30/2019)	03/22/1983	Active	62	1	10	-12.68%	71	13	0	Y		N	10/2025		
9226	BROADWAY Exc Award (06/30/2018, 06/30/2022, 06/30/2023, 06/30/2025)	04/16/1954	Active	50	0	0	0.00%	44		7	Y		N	10/2025		\$500.00
9120	BURKE Exc Award (06/30/2021)	04/04/1967	Active	15	0	0	0.00%	15		6	Y	3	R	11/2025		
35163	CHANCELLOR L C Exc Award (06/30/2018)	03/16/1978	Active(1)	20	2	0	11.11%	17		0	Y		N	11/2025		
9228	CHARLOTTESVILLE HOST	11/15/1934	Active	22	0	0	0.00%	21		5	Y	2	R	08/2025		




Club Health Assessment for District 24 L through November 2025

			Status	Membership						Reports				Finance	LCIF	
Club Number	Club Name	Charter Date	Times in Status Quo in Past 2 Years	Current Member Count **	YTD Members Added	YTD Members Dropped	YTD Net Growth***	Member Count 1 Year Ago	Dropped Members Avg.Length of Service	Months Since Membership Update	Current Officers Reported ****	Current President Repeated Term	VP Reported *****	Last Date Reported Service (mm/yyyy)	Account Balance	YTD Donations
68812	CHARLOTTESVILLE LIONESS	05/12/2003	Active	16	0	0	0.00%	14		5	Y	2	R	10/2025		
	Exc Award (06/30/2023)															
46282	CHURCHVILLE	06/23/1986	Active(1)	4	0	0	0.00%	4		12	N	7		09/2025		
9230	CLARKE COUNTY	02/06/1941	Active	37	0	8	-17.78%	47	10	0	Y	2		10/2025		
9123	CLIFTON	01/13/1969	Active	52	3	1	4.00%	46	12	1	Y		N	10/2025		\$200.00
	Exc Award (06/30/2023)															
9231	CLIFTON FORGE	04/19/1935	Active	11	0	0	0.00%	11		8	Y	16		10/2025		\$250.00
9233	CRAIGSVILLE	01/11/1940	Active	5	0	0	0.00%	5		5	N	9		05/2018		
9234	CROZET	10/28/1938	Active	30	1	0	3.45%	26		0	Y		N	11/2025		\$500.00
	Exc Award (06/30/2023)															
53355	CULPEPER 92	06/29/1992	Active	14	1	0	7.69%	15		5	Y		R	10/2025		
9127	CULPEPER MID DAY	07/15/1960	Active	34	1	3	-5.56%	31	5	1	Y		N	10/2025		\$300.00
	Exc Award (06/30/2018, 06/30/2025)															
9128	DAHLGREN	07/16/1959	Active	15	1	1	0.00%	20	38	1	N	3		09/2025	90+ Days	
9236	EDINBURG	11/22/1947	Active	19	1	1	0.00%	19	3	4	Y		R	10/2025		
	Exc Award (06/30/2023)															
9237	ELKTON	01/13/1942	Active	12	0	0	0.00%	14		6	Y	8	N	08/2025		
29947	ENGLESIDE	11/22/1974	Active(1)	8	0	0	0.00%	8		5	Y			09/2025		
9133	FAIRFAX HOST	02/21/1951	Active	47	0	3	-6.00%	55	18	1	Y		N	11/2025		\$50.00
	Exc Award (06/30/2017, 06/30/2018, 06/30/2020, 06/30/2023, 06/30/2024)															
9108	FALLS CHURCH ANNANDALE	03/23/1948	Active	27	0	2	-6.90%	29	22	0	Y			08/2025		
9138	FREDERICKSBURG HOST	11/10/1938	Active	84	2	0	2.44%	83		1	Y		N	10/2025	90+ Days	
	Exc Award (06/30/2018, 06/30/2023)															
9239	FRONT ROYAL	07/31/1934	Active	19	0	0	0.00%	19		6	Y	4	R	10/2025		
84950	GREATER FALLS RUN	03/03/2005	Active	63	4	3	1.61%	59	8	1	Y		N	11/2025		\$1,125.00
	Exc Award (06/30/2017, 06/30/2023)															
9243	GREENE COUNTY	12/19/1950	Active	27	3	2	3.85%	25	36	1	Y		N	11/2025		\$100.00
	Exc Award (06/30/2024)															
9244	HARRISONBURG	07/29/1932	Active	47	0	3	-6.00%	52	41	0	Y		N	09/2025		\$1,000.00
41320	LAKE OF THE WOODS	05/21/1982	Active	133	3	6	-2.21%	129	6	1	Y		N	11/2025		\$200.00



Club Health Assessment for District 24 L through November 2025

			Status	Membership						Reports				Finance	LCIF	
Club Number	Club Name	Charter Date	Times in Status Quo in Past 2 Years	Current Member Count **	YTD Members Added	YTD Members Dropped	YTD Net Growth% ***	Member Count 1 Year Ago	Dropped Members Avg.Length of Service	Months Since Membership Update	Current Officers Reported ****	Current President Repeated Term	VP Reported *****	Last Date Reported Service (mm/yyyy)	Account Balance	YTD Donations
Exc Award (06/30/2023, 06/30/2025)																
132309	Lake of the Woods Lioness	07/27/2017	Active	92	5	4	1.10%	99	5	0	Y		N	08/2025		
Exc Award (06/30/2019, 06/30/2022)																
9142	LEESBURG HOST	09/19/1938	Active	8	0	0	0.00%	12		5	Y	2		09/2025		
9246	LOUISA COUNTY	07/21/1952	Active	35	0	2	-5.41%	38	4	2	Y	2	R	09/2025		\$500.00
9144	LOVETTSVILLE	06/09/1955	Active	23	2	3	-4.17%	21	11	2	Y		N	10/2025		
9247	LURAY	07/05/1935	Active	11	0	0	0.00%	12		7	N	None		08/2025		\$50.00
9248	MADISON COUNTY	02/15/1939	Active	14	0	0	0.00%	13		8	Y	6	R	12/2023		
9145	MANASSAS HOST	06/18/1947	Active	28	3	3	0.00%	26	28	0	Y		N	11/2025		
Exc Award (06/30/2017, 06/30/2023, 06/30/2025)																
9143	MASON NECK L C	06/08/1967	Active	24	0	0	0.00%	23		7	Y	4	R	10/2025		
Exc Award (06/30/2018, 06/30/2019)																
52780	MC GAHEYSVILLE MASSANUTTEN	04/01/1992	Active	45	1	3	-4.26%	45	5	1	Y		R	10/2025		\$1,000.00
Exc Award (06/30/2018)																
9150	MERRIFIELD	04/14/1965	Active	20	0	0	0.00%	21		4	Y	2	R	10/2025	90+ Days	
Exc Award (06/30/2017, 06/30/2018)																
9151	MIDDLEBURG	02/11/1946	Active(1)	4	0	0	0.00%	2		5	N	4		11/2025		
36563	MONTCLAIR L C	02/06/1979	Active	50	2	0	4.17%	46		3	Y		N	11/2025		\$1,000.00
Exc Award (06/30/2018, 06/30/2019, 06/30/2020, 06/30/2021, 06/30/2024, 06/30/2025)																
9250	MONTEREY	08/28/1941	Active	14	0	1	-6.67%	17	14	1	Y			11/2025		
9251	MOUNT JACKSON	02/21/1947	Active	22	0	2	-8.33%	25	8	3	Y		N	09/2025		
62033	MOUNT VERNON EVENING	06/07/1999	Active	13	0	0	0.00%	16		6	Y	4	N	04/2025		\$100.00
Exc Award (06/30/2017, 06/30/2019, 06/30/2024)																
9252	NEW MARKET	04/29/1958	Active	7	0	1	-12.50%	8	20	1	Y		N	10/2025		
60364	PALMYRA RIVANNA	02/13/1998	Active(1)	14	2	0	16.67%	15		2	Y	3		11/2025	90+ Days	
9147	PARK WEST L C	08/30/1966	Active	23	4	3	4.55%	21	5	0	Y	3	R	11/2025	90+ Days	
9158	PURCELLVILLE	09/23/1938	Active	18	2	0	12.50%	14		0	Y			11/2025		\$1,020.00
9160	RAPPAHANNOCK	03/18/1958	Active	48	1	0	2.13%	49		3	Y		N	09/2025	90+ Days	



Club Health Assessment for District 24 L through November 2025

			Status	Membership						Reports				Finance		LCIF
Club Number	Club Name	Charter Date	Times in Status Quo in Past 2 Years	Current Member Count **	YTD Members Added	YTD Members Dropped	YTD Net Growth% ***	Member Count 1 Year Ago	Dropped Members Avg.Length of Service	Months Since Membership Update	Current Officers Reported ****	Current President Repeated Term	VP Reported *****	Last Date Reported Service (mm/yyyy)	Account Balance	YTD Donations
9161	REMINGTON	06/08/1964	Active	16	0	0	0.00%	16		4	Y		N	10/2025		
	Exc Award (06/30/2019)															
9162	RESTON	05/12/1967	Active	19	0	0	0.00%	21		4	Y	5	R	10/2025		\$200.00
9255	SHENANDOAH	02/29/1952	Active(2)	13	0	0	0.00%	13		3	Y	4		10/2025		
9164	SPOTSYLVANIA	12/20/1966	Active	28	1	1	0.00%	25	15	2	Y	2	N	10/2025		
135354	Spotsylvania Courthouse 100	06/22/2018	Active	7	0	2	-22.22%	10	7	3	Y		N	10/2025		
9165	SPRINGFIELD FRANCONIA HOST	07/28/1954	Active	16	0	2	-11.11%	14	24	0	N	2	R	10/2025		\$3,500.00
	Exc Award (06/30/2017)															
137093	Springfield Global Lions	01/14/2019	Active	31	8	4	14.81%	23	8	0	Y	2	R	11/2025		\$1,000.00
9167	STAFFORD COUNTY	03/20/1952	Active	18	0	0	0.00%	20		5	Y	3	N	11/2025		
	Exc Award (06/30/2017, 06/30/2018, 06/30/2019, 06/30/2021, 06/30/2022, 06/30/2023)															
9256	STANLEY	02/08/1952	Active	11	0	0	0.00%	11		8	Y	12		09/2025		
9257	STAUNTON	03/19/1941	Active	15	0	1	-6.25%	20	25	4	N			10/2025		
9258	STEPHENS CITY	09/24/1946	Active	31	3	2	3.33%	29	65	0	Y		N	11/2025	90+ Days	\$50.00
	Exc Award (06/30/2018, 06/30/2019, 06/30/2022, 06/30/2024, 06/30/2025)															
9130	STERLING	05/13/1964	Active	17	1	4	-15.00%	16	18	0	Y	4	N	11/2025	90+ Days	
146918	Virginia Gateway	06/22/2021	Active	4	0	1	-20.00%	5	2	4	Y		IP	08/2024		
	Exc Award (06/30/2022, 06/30/2023)															
9171	WARRENTON	10/30/1939	Active	33	0	5	-13.16%	38	15	4	N	2		10/2025		\$500.00
	Exc Award (06/30/2023)															
9262	WAYNESBORO	09/10/1941	Active	30	1	2	-3.23%	30	32	1	Y		N	10/2025		
77280	WESTMORELAND	06/11/2003	Active	7	4	0	133.33%	4		3	Y	3		10/2025		
43724	WEYERS CAVE	04/30/1984	Active	6	0	0	0.00%	7		7	Y			05/2025		
9263	WINCHESTER HOST	07/08/1924	Active	76	4	5	-1.30%	80	5	1	Y		N	10/2025		\$400.00
	Exc Award (06/30/2016)															
65046	WINCHESTER LIONESS	02/28/2002	Active	7	0	0	0.00%	6		7	Y	5		10/2025		
9264	WINCHESTER SHAWNEE	06/22/1970	Active	22	1	3	-8.33%	22	11	0	Y		N	10/2025		
	Exc Award (06/30/2023)															
9172	WOODBRIIDGE	02/10/1955	Active	36	2	2	0.00%	37	12	1	Y		N	11/2025		



Club Health Assessment for District 24 L through November 2025

INTERNATIONAL

Club Number	Club Name	Charter Date	Status	Membership					Reports				Finance	LCIF		
			Times in Status Quo in Past 2 Years	Current Member Count **	YTD Members Added	YTD Members Dropped	YTD Net Growth% ***	Member Count 1 Year Ago	Dropped Members Avg.Length of Service	Months Since Membership Update	Current Officers Reported ****	Current President Repeated Term	VP Reported *****	Last Date Reported Service (mm/yyyy)	Account Balance	YTD Donations
Exc Award (06/30/2016, 06/30/2017, 06/30/2018, 06/30/2019, 06/30/2024)																
9265	WOODSTOCK	02/13/1941	Active	40	0	0	0.00%	41		7	Y		N	09/2025		

Clubs Cancelled Previous Fiscal Year – Clubs Cancelled within last 12 months may be reinstated

Club Number	Club Name	Charter Date	Current Status*	Cancellation Date
9115	ARLINGTON SOUTH ARLINGTON	05/22/1946	Cancelled(2*)	05/23/2025
34826	LAKE JACKSON L C	12/29/1977	Cancelled(8*)	06/29/2025
9254	SCOTTSVILLE	03/25/1942	Cancelled(6*)	03/29/2025

Current Total Clubs Count	YTD New Clubs Count	YTD Cancelled Clubs Count	YTD Net Club Gain	Current Total Members Count	YTD Add	YTD Drop	YTD Net Growth	YTD Net Growth %	Member Count 12 Months Ago	Average Member Count Per Club	% of Clubs with less than 20 members	% No Officer Report in 12 Months	% of Clubs with balance 90+ days	Number of Clubs in Status Quo	% Status Quo Clubs in Financial Suspension	Number of Cancelled Clubs	Average Cancelled Club Age	Members Lost Due to Cancellation	% of Clubs Cancelled for Non-Financial Reasons
78	0	0	0	2,176	81	118	-37	-1.67%	2,196	28	46%	0%	10%	0	0%	0	0	0	0%

* - P - Priority Club. Cancellation Reasons: 1-Objectives/conduct, 2-Non-active club, 5-Non-existing club, 6-Disbanding, 7-Merger, 8-Financial Suspension, 9-District/Multiple District Dues.

** Red denotes below 15 active members.

*** Red denotes 20% + loss.

**** Y - all 3 (President, Secretary, Treasurer) club officers reported, N - not all 3 reported.

***** Abbreviation: N-New, IP-Immediate Past, R-Repeat.




Club Health Assessment for District 25 A through November 2025

			Status	Membership						Reports				Finance		LCIF
Club Number	Club Name	Charter Date	Times in Status Quo in Past 2 Years	Current Member Count **	YTD Members Added	YTD Members Dropped	YTD Net Growth% ***	Member Count 1 Year Ago	Dropped Members Avg.Length of Service	Months Since Membership Update	Current Officers Reported ****	Current President Repeated Term	VP Reported *****	Last Date Reported Service (mm/yyyy)	Account Balance	YTD Donations
Clubs more than two years old																
9405	BASS LAKE	07/07/1948	Active	28	1	0	3.70%	25		3	Y	5	N	09/2025		
	Exc Award (06/30/2025)															
9409	CEDAR LAKE	04/08/1947	Active	12	0	0	0.00%	12		15	Y	2		12/2024		
	Exc Award (06/30/2018)															
9410	CHESTERTON	10/04/1933	Active	23	0	2	-8.00%	24	47	0	Y		N	11/2025		
9411	CROWN POINT	09/23/1943	Active	48	2	0	4.35%	46		2	Y		N	11/2025		
	Exc Award (06/30/2019, 06/30/2023, 06/30/2024)															
32723	DOOR VILLAGE	09/27/1976	Active	26	0	0	0.00%	29		5	Y		N	11/2025		\$10.00
	Exc Award (06/30/2018, 06/30/2023, 06/30/2024)															
39865	EAST CHICAGO EVENING	05/11/1981	Active	19	0	2	-9.52%	22	4	3	Y		N	11/2025		
	Exc Award (06/30/2018)															
9416	FRANCESVILLE	05/14/1943	Status Quo(1)	5	0	0	0.00%	5		15	N	10		03/2025	90+ Days	
149293	Gary NWI	01/19/2022	Active	6	0	0	0.00%	6		15	Y	5	N	03/2025		
9419	GOODLAND	04/06/1960	Active	15	0	0	0.00%	16		5	Y	21		04/2025		
9420	GRIFFITH	10/04/1940	Active	19	0	1	-5.00%	18	17	0	Y	2	N	08/2025		
	Exc Award (06/30/2017, 06/30/2018)															
9421	HAMLET	09/22/1944	Active	37	2	3	-2.63%	37	2	0	Y	4		08/2025	90+ Days	\$600.00
	Exc Award (06/30/2017, 06/30/2018)															
9426	HANNA	05/28/1947	Active	12	0	2	-14.29%	14	4	0	Y	6	R	12/2024		
	Exc Award (06/30/2019)															
9427	HEBRON	04/10/1969	Active	21	0	0	0.00%	19		7	Y	2	R	04/2025		
	Exc Award (06/30/2018)															
9428	HIGHLAND	08/06/1943	P- Active	2	0	0	0.00%	0		5	N	2		06/2025		
9429	HOBART	03/06/1929	Active	13	0	0	0.00%	15		4	Y	5	R	11/2025		\$635.00
	Exc Award (06/30/2017, 06/30/2018)															
9413	INDIANA HARBOR EAST CHICAGO	07/13/1926	Active	24	0	0	0.00%	26		4	Y	2	R	10/2025		
	Exc Award (06/30/2018)															
9432	KOONTZ LAKE L C	07/13/1959	Active	18	2	2	0.00%	20	7	0	Y		R	10/2025		\$150.00
9433	KOUTS	11/25/1959	Active	17	1	2	-5.56%	18	3	0	Y	6	R	08/2025		\$1,000.00



Club Health Assessment for District 25 A through November 2025

			Status	Membership						Reports				Finance	LCIF	
Club Number	Club Name	Charter Date	Times in Status Quo in Past 2 Years	Current Member Count **	YTD Members Added	YTD Members Dropped	YTD Net Growth***	Member Count 1 Year Ago	Dropped Members Avg.Length of Service	Months Since Membership Update	Current Officers Reported ****	Current President Repeated Term	VP Reported *****	Last Date Reported Service (mm/yyyy)	Account Balance	YTD Donations
Exc Award (06/30/2017, 06/30/2018)			Active	25	0	1	-3.85%	23	44	3	Y	4		10/2024	90+ Days	\$10.00
9434	LA CROSSE	07/28/1958														
Exc Award (06/30/2018)			Active	18	1	0	5.88%	21		2	Y		R	09/2025	90+ Days	
9436	LA PORTE	08/24/1936														
Exc Award (06/30/2018)			Active	22	2	5	-12.00%	22	1	3	Y		N	10/2025		\$10.00
9414	LAKE STATION	01/24/1938														
Exc Award (06/30/2018, 06/30/2019)			Active	66	6	4	3.13%	59	10	1	Y		N	11/2025		\$1,650.00
32724	LAKES OF THE FOUR SEASONS	09/15/1976														
Exc Award (06/30/2018, 06/30/2019, 06/30/2022)			Active	26	3	8	-16.13%	30	14	1	Y		N	11/2025		\$10.00
9437	LOWELL	04/06/1938														
Exc Award (06/30/2018)			Active	11	0	0	0.00%	13		5	Y	2	N	07/2025		
9439	MERRILLVILLE	09/30/1946														
Exc Award (06/30/2016, 06/30/2017, 06/30/2018)			Active	14	0	0	0.00%	18		5	Y	2		09/2024		
9441	MICHIANA	04/18/1973														
Exc Award (06/30/2016, 06/30/2017, 06/30/2018)			Active	18	0	5	-21.74%	23	3	0	Y	4	N	05/2025		
83164	MILL CREEK COMMUNITY	08/09/2004														
Exc Award (06/30/2018)			Active	14	0	1	-6.67%	15	4	1	Y	18	R	10/2025		
9444	MONTEREY	03/19/1948														
Exc Award (06/30/2018)			Active	8	0	0	0.00%	9		5	N	2		07/2024		
9445	MOROCCO	03/05/1951														
Exc Award (06/30/2018)			Active	67	5	2	4.69%	67	13	0	Y		N	11/2025		\$2,895.00
9446	MUNSTER	01/12/1938														
Exc Award (06/30/2018)			Active	46	4	1	6.98%	41	27	1	Y			10/2025		\$5,100.00
9447	OGDEN DUNES	11/17/1958														
Exc Award (06/30/2018)			Active	2	0	10	-83.33%	12	11	2	Y	4		04/2025		
9448	PORTAGE	06/14/1955														
Exc Award (06/30/2017, 06/30/2018)			Active	11	0	0	0.00%	11		15	N	None		04/2025		
28017	REMINGTON	02/26/1974														
Exc Award (06/30/2018)			Active	23	1	1	0.00%	22	2	0	Y	5	N	07/2025		
9449	RENSSELAER	10/28/1943														
Exc Award (06/30/2018)			Active	11	0	0	0.00%	13		9	Y	3	R	05/2025		
9450	ROLLING PRAIRIE	05/17/1939														
Exc Award (06/30/2019)			Active	20	2	2	0.00%	21	6	3	Y		N	09/2025		\$520.00
9454	SCHERERVILLE	08/12/1946														
Exc Award (06/30/2017, 06/30/2019, 06/30/2022, 06/30/2023)			Active	27	2	1	3.85%	25	4	2	Y		R	08/2025		\$100.00
40860	SCHERERVILLE CENTRAL	02/19/1982														



Club Health Assessment for District 25 A through November 2025

			Status							Membership					Reports				Finance		LCIF
Club Number	Club Name	Charter Date	Times in Status Quo in Past 2 Years	Current Member Count **	YTD Members Added	YTD Members Dropped	YTD Net Growth% ***	Member Count 1 Year Ago	Dropped Members Avg.Length of Service	Months Since Membership Update	Current Officers Reported ****	Current President Repeated Term	VP Reported *****	Last Date Reported Service (mm/yyyy)	Account Balance	YTD Donations					
9457	SOUTH HAVEN L C	11/03/1965	Active	39	0	5	-11.36%	43	17	0	Y	2	R	11/2025	90+ Days	\$700.00					
Exc Award (06/30/2018, 06/30/2019)																					
9452	ST JOHN	02/12/1957	Active	22	1	0	4.76%	22		2	Y	2	R	11/2025							
9458	STAR CITY	10/27/1972	Active	31	0	1	-3.13%	35	16	3	Y		N	10/2024							
31211	UNION MILLS	09/30/1975	Active	26	1	2	-3.70%	30	16	2	Y		N	01/2025							
Exc Award (06/30/2017)																					
9460	VALPARAISO	09/18/1939	Active	23	0	0	0.00%	19		7	Y	6	R	06/2025							
Exc Award (06/30/2017)																					
9461	WANATAH	09/25/1944	Active	27	0	0	0.00%	33		7	Y	3		09/2024							
Exc Award (06/30/2017, 06/30/2019, 06/30/2021)																					
9462	WESTVILLE	05/26/1943	Active	62	0	0	0.00%	60		4	Y		N	11/2025							
Exc Award (06/30/2018, 06/30/2019)																					
9463	WHEATFIELD	06/24/1947	Active	22	0	0	0.00%	22		0	Y	19		08/2025							
Exc Award (06/30/2017, 06/30/2019)																					
9464	WHITING	06/07/1929	Active	18	0	0	0.00%	18		15	N	7		04/2025							
42769	WINAMAC	06/13/1983	Active	18	0	0	0.00%	18		7	Y		N	11/2025							
Exc Award (06/30/2018, 06/30/2019)																					
Current Total Clubs Count	YTD New Clubs Count	YTD Cancelled Clubs Count	YTD Net Club Gain	Current Total Members Count	YTD Add	YTD Drop	YTD Net Growth %	Member Count 12 Months Ago	Average Member Count Per Club	% of Clubs with less than 20 members	% No Officer Report in 12 Months	% of Clubs with balance 90+ days	Number of Clubs in Status Quo	% Status Quo Clubs in Financial Suspension	Number of Cancelled Clubs	Average Cancelled Club Age	Members Lost Due to Cancellation	% of Clubs Cancelled for Non-Financial Reasons			
46	0	0	0	1,062	36	63	-27	-2.48%	1,097	23	48%	0%	11%	1	100%	0	0	0	0%		

* - P - Priority Club. Cancellation Reasons: 1-Objectives/conduct, 2-Non-active club, 5-Non-existing club, 6-Disbanding, 7-Merger, 8-Financial Suspension, 9-District/Multiple District Dues.

** Red denotes below 15 active members.

*** Red denotes 20% + loss.

**** Y - all 3 (President, Secretary, Treasurer) club officers reported, N - not all 3 reported.

***** Abbreviation: N-New, IP-Immediate Past, R-Repeat.



Club Health Assessment for District 25 B through November 2025

			Status	Membership						Reports				Finance	LCIF	
Club Number	Club Name	Charter Date	Times in Status Quo in Past 2 Years	Current Member Count **	YTD Members Added	YTD Members Dropped	YTD Net Growth% ***	Member Count 1 Year Ago	Dropped Members Avg.Length of Service	Months Since Membership Update	Current Officers Reported ****	Current President Repeated Term	VP Reported *****	Last Date Reported Service (mm/yyyy)	Account Balance	YTD Donations
Clubs more than two years old																
9465	ALBION	10/22/1952	Active	45	1	5	-8.16%	51	15	0	Y		N	09/2025	90+ Days	\$45.00
Exc Award (06/30/2017, 06/30/2018, 06/30/2019, 06/30/2024)																
9466	ANDREWS	05/24/1945	Active	20	6	6	0.00%	23	6	1	N			11/2025		\$20.00
Exc Award (06/30/2017)																
9467	ANGOLA	02/14/1929	Active	14	0	0	0.00%	16		4	Y	5		10/2024		\$676.00
9468	ANTHONY WAYNE L C	12/07/1972	Active	37	3	0	8.82%	34		4	Y	3		12/2024		\$100.00
Exc Award (06/30/2018)																
9469	ARCOLA	09/23/1949	Active	20	2	1	5.26%	21	2	0	Y		N	11/2025		\$250.00
9471	AUBURN	05/29/1928	Active(1)	27	0	0	0.00%	27		0	N	None		09/2025		
Exc Award (06/30/2016)																
60829	AUBURN CLASSIC NOON	06/01/1998	Active	33	0	0	0.00%	38		3	Y		N	11/2025		
Exc Award (06/30/2016)																
9474	BIPPUS	05/10/1948	Active	14	0	0	0.00%	15		6	Y	9	R	10/2024		
9475	BLUFFTON	09/29/1947	Active	19	0	0	0.00%	19		2	Y	2	N	10/2025		
Exc Award (06/30/2017, 06/30/2018, 06/30/2019)																
9478	CEDAR CREEK	10/23/1951	Active	0	0	11	-100.00%	15	23	0	N	None		08/2024	90+ Days	
Exc Award (06/30/2016)																
9479	CHURUBUSCO	03/26/1956	Active	8	0	0	0.00%	8		6	Y		N	09/2025		\$40.00
32072	CLEAR LAKE	04/21/1976	Active	13	0	0	0.00%	13		17	N	5		07/2025		
61290	COLUMBIA CITY	11/30/1998	Active	9	0	0	0.00%	6		5	Y			06/2025		
9481	CROMWELL KIMMEL L C	07/23/1945	Active	22	0	1	-4.35%	26	37	2	Y		N	11/2025	90+ Days	
Exc Award (06/30/2016)																
9482	DECATUR	12/21/1926	Active	9	0	0	0.00%	9		20	Y	9		10/2024		
97418	FORT WAYNE CHAPEL RIDGE	06/30/2006	Active	13	0	0	0.00%	13		5	N	None		09/2025	90+ Days	\$1,200.00
Exc Award (06/30/2018)																
9489	FORT WAYNE MC MILLEN PARK	11/27/1953	Active	5	0	0	0.00%	5		17	Y	10		09/2025		\$40.00
Exc Award (06/30/2017)																
9494	HAMILTON	06/29/1939	Active	29	0	0	0.00%	26		6	N			07/2025		




Club Health Assessment for District 25 B through November 2025

			Status	Membership						Reports				Finance		LCIF
Club Number	Club Name	Charter Date	Times in Status Quo in Past 2 Years	Current Member Count **	YTD Members Added	YTD Members Dropped	YTD Net Growth% ***	Member Count 1 Year Ago	Dropped Members Avg.Length of Service	Months Since Membership Update	Current Officers Reported ****	Current President Repeated Term	VP Reported *****	Last Date Reported Service (mm/yyyy)	Account Balance	YTD Donations
Exc Award (06/30/2018, 06/30/2020)																
9495	HARLAN	08/23/1944	Active	11	0	1	-8.33%	12	48	4	N	None		04/2025		
9496	HERITAGE L C	02/03/1971	Active	25	0	1	-3.85%	26	5	2	Y		N	09/2025		
Exc Award (06/30/2016, 06/30/2022)																
9497	HOWE	05/01/1944	Active	12	0	0	0.00%	17		3	Y	2		10/2025		
Exc Award (06/30/2018)																
9498	HUNTERTOWN	06/15/1953	Active	30	4	1	11.11%	29	46	1	Y	3		06/2025		
Exc Award (06/30/2016, 06/30/2017, 06/30/2019)																
9499	HUNTINGTON	11/13/1946	Active	14	1	1	0.00%	17	12	1	Y	2	N	06/2025		
9500	KENDALLVILLE	12/09/1925	Active	32	0	0	0.00%	35		3	N		N	10/2025		
Exc Award (06/30/2018, 06/30/2019)																
9503	LAND OF LAKES	10/08/1956	Active	36	0	0	0.00%	36		11	Y	2		10/2025		
9504	LARWILL	08/25/1952	Active	9	0	1	-10.00%	16	1	0	Y	9	R	11/2025		
Exc Award (06/30/2016)																
9506	LIGONIER	03/03/1955	Active	30	0	1	-3.23%	29	4	1	Y		N	09/2025		
Exc Award (06/30/2023, 06/30/2025)																
9508	MONGO	06/26/1953	Active	8	0	0	0.00%	8		6	Y	6	R	11/2025		
9509	MONROE	08/14/1953	Active	22	1	0	4.76%	21		0	Y		N	11/2025		\$1,100.00
Exc Award (06/30/2017, 06/30/2018, 06/30/2020, 06/30/2022)																
64471	MONROEVILLE	06/28/2001	Active	37	3	3	0.00%	39	19	2	Y		IP	11/2025		\$60.00
Exc Award (06/30/2016, 06/30/2017, 06/30/2018, 06/30/2019, 06/30/2020, 06/30/2023)																
9511	NEW HAVEN	01/12/1956	Active	23	1	1	0.00%	24	21	2	Y		N	09/2025		\$82.50
Exc Award (06/30/2017, 06/30/2018, 06/30/2022, 06/30/2024)																
9512	ORLAND	01/16/1948	Active	16	0	1	-5.88%	17	46	4	Y		IP	11/2025		\$200.00
Exc Award (06/30/2018, 06/30/2023)																
9513	OSSIAN	09/24/1942	Active	12	0	0	0.00%	11		5	Y	11		11/2025		\$60.00
Exc Award (06/30/2016, 06/30/2017)																
9515	PLEASANT LAKE	05/09/1930	Active	49	5	0	11.36%	43		0	Y		N	04/2025		\$1,000.00
Exc Award (06/30/2016)																



Club Health Assessment for District 25 B through November 2025

			Status	Membership						Reports				Finance	LCIF			
Club Number	Club Name	Charter Date	Times in Status Quo in Past 2 Years	Current Member Count **	YTD Members Added	YTD Members Dropped	YTD Net Growth% ***	Member Count 1 Year Ago	Dropped Members Avg.Length of Service	Months Since Membership Update	Current Officers Reported ****	Current President Repeated Term	VP Reported *****	Last Date Reported Service (mm/yyyy)	Account Balance	YTD Donations		
32725	ROANOKE	09/03/1976	Active	29	3	0	11.54%	26		0	Y	2	R	11/2025	90+ Days	\$900.00		
	Exc Award (06/30/2017)																	
9517	ROME CITY BRIMFIELD	01/11/1956	Active	27	0	2	-6.90%	29	53	0	Y			04/2025				
46283	SOUTH MILFORD	06/02/1986	Active	28	1	0	3.70%	29		2	N			05/2025				
	Exc Award (06/30/2016)																	
9518	ST JOE	08/09/1940	Active	11	0	5	-31.25%	16	5	0	Y			04/2025	90+ Days			
	Exc Award (06/30/2016)																	
9523	STROH	03/19/1951	Active	24	0	0	0.00%	24		6	Y		N	10/2024				
9524	TRI LAKES	02/24/1955	Active	15	1	0	7.14%	12		2	Y	7	R	11/2025				
39142	UNION TOWNSHIP L C	12/31/1980	Active	12	0	0	0.00%	13		2	Y	3	R	09/2025				
	Exc Award (06/30/2017, 06/30/2018, 06/30/2019)																	
9527	WATERLOO	01/22/1929	Active(1)	16	0	0	0.00%	19		4	Y	2	R	10/2024		\$300.00		
	Exc Award (06/30/2018)																	
9529	WOLCOTTVILLE	01/15/1929	Active	16	1	1	0.00%	16	4	1	Y			04/2025				
9531	WOODBURN	05/06/1938	Active	29	0	0	0.00%	29		17	N	None		04/2025				
	Exc Award (06/30/2016)																	

Clubs Cancelled Previous Fiscal Year – Clubs Cancelled within last 12 months may be reinstated

Club Number	Club Name	Charter Date	Current Status*	Cancellation Date
9532	ZANESVILLE	08/24/1956	Cancelled(6*)	06/29/2025

Current Total Clubs Count	YTD New Clubs Count	YTD Cancelled Clubs Count	YTD Net Club Gain	Current Total Members Count	YTD Add	YTD Drop	YTD Net Growth	YTD Net Growth %	Member Count 12 Months Ago	Average Member Count Per Club	% of Clubs with less than 20 members	% No Officer Report in 12 Months	% of Clubs with balance 90+ days	Number of Clubs in Status Quo	% Status Quo Clubs in Financial Suspension	Number of Cancelled Clubs	Average Cancelled Club Age	Members Lost Due to Cancellation	% of Clubs Cancelled for Non-Financial Reasons
44	0	0	0	910	33	43	-10	-1.09%	958	21	50%	5%	14%	0	0%	0	0	0	0%

* - P - Priority Club. Cancellation Reasons: 1-Objectives/conduct, 2-Non-active club, 5-Non-existing club, 6-Disbanding, 7-Merger, 8-Financial Suspension, 9-District/Multiple District Dues.

** Red denotes below 15 active members.

*** Red denotes 20% + loss.

**** Y - all 3 (President, Secretary, Treasurer) club officers reported, N - not all 3 reported.

***** Abbreviation: N-New, IP-Immediate Past, R-Repeat.



Club Health Assessment for District 25 C through November 2025

			Status		Membership					Reports				Finance		LCIF
Club Number	Club Name	Charter Date	Times in Status Quo in Past 2 Years	Current Member Count **	YTD Members Added	YTD Members Dropped	YTD Net Growth% ***	Member Count 1 Year Ago	Dropped Members Avg.Length of Service	Months Since Membership Update	Current Officers Reported ****	Current President Repeated Term	VP Reported *****	Last Date Reported Service (mm/yyyy)	Account Balance	YTD Donations
Clubs more than two years old																
9533	ATTICA	06/25/1941	Active	4	0	0	0.00%	4		20	N	None		07/2025		
	Exc Award (06/30/2018)															
9534	BAINBRIDGE	05/09/1944	Active	8	2	0	33.33%	6		1	Y	5		10/2025		
9535	BATTLE GROUND	11/19/1973	Active	14	0	0	0.00%	16		11	Y	4		05/2025		
	Exc Award (06/30/2018)															
78032	BRAZIL	01/05/2004	Active	16	0	0	0.00%	17		1	Y		N	11/2025		
	Exc Award (06/30/2016, 06/30/2022)															
49079	BROOKSTON	12/13/1988	Active	40	0	0	0.00%	34		7	Y	6		03/2025		
	Exc Award (06/30/2017)															
9536	BROWNSBURG	01/18/1929	Active	63	2	0	3.28%	65		2	Y		N	10/2025		\$1,310.00
	Exc Award (06/30/2016, 06/30/2017, 06/30/2021, 06/30/2023)															
9539	CAMDEN	10/11/1951	Active(1)	13	0	0	0.00%	13		4	N	None		10/2024		
	Exc Award (06/30/2017)															
9540	CAYUGA	07/16/1941	Active	20	2	1	5.26%	19	26	1	N	12		03/2025		
	Exc Award (06/30/2018)															
9542	CLINTON	02/24/1943	Active	92	0	1	-1.08%	95	2	2	Y	2	R	11/2025		
	Exc Award (06/30/2023, 06/30/2024)															
9543	CLOVERDALE	03/25/1943	Active	18	0	0	0.00%	18		4	Y		IP	11/2025		
	Exc Award (06/30/2016)															
9544	COLFAX	05/22/1963	Active	22	0	0	0.00%	22		22	Y	10	R	05/2025		
	Exc Award (06/30/2016, 06/30/2017, 06/30/2018)															
9546	CRAWFORDSVILLE	01/21/1932	Active	5	0	0	0.00%	5		6	Y	12	R	11/2025		
9547	DELPHI	05/25/1950	Active	43	5	0	13.16%	39		1	Y		N	09/2025	90+ Days	
	Exc Award (06/30/2018)															
43725	EARL PARK COMMUNITY	04/26/1984	Active	17	0	0	0.00%	17		4	Y	5	R	06/2025		
	Exc Award (06/30/2018)															
9663	EMINENCE	02/23/1968	Active	12	0	0	0.00%	12		20	N	None		05/2025		
9549	FLORA	02/14/1967	Active	45	0	0	0.00%	45		8	N	None		07/2024		
	Exc Award (06/30/2016, 06/30/2017, 06/30/2018)															




Club Health Assessment for District 25 C through November 2025

			Status	Membership						Reports				Finance	LCIF	
Club Number	Club Name	Charter Date	Times in Status Quo in Past 2 Years	Current Member Count **	YTD Members Added	YTD Members Dropped	YTD Net Growth% ***	Member Count 1 Year Ago	Dropped Members Avg.Length of Service	Months Since Membership Update	Current Officers Reported ****	Current President Repeated Term	VP Reported *****	Last Date Reported Service (mm/yyyy)	Account Balance	YTD Donations
9550	FRANKFORT	12/14/1937	Active	23	1	1	0.00%	19	10	3	Y	2	N	11/2025	90+ Days	
Exc Award (06/30/2018, 06/30/2025)																
9668	GOSPORT	02/14/1930	Active	19	0	1	-5.00%	11	3	3	Y		IP	08/2025		
Exc Award (06/30/2016)																
9552	GREENCASTLE	10/16/1947	Active	13	0	0	0.00%	19		4	N	None		07/2025		
Exc Award (06/30/2016, 06/30/2017)																
135358	Indiana Cyber	06/25/2018	Active	2	1	2	-33.33%	10	7	0	N	None		07/2024		
Exc Award (06/30/2020, 06/30/2021)																
46634	JAMESTOWN COMMUNITY	11/21/1986	Active	14	0	0	0.00%	13		9	Y	8		11/2025		
Exc Award (06/30/2016, 06/30/2025)																
9555	LADOGA	01/10/1940	Active	36	0	0	0.00%	36		4	N	None		06/2025		
Exc Award (06/30/2016)																
9556	LAFAYETTE	03/27/1920	Active	31	0	0	0.00%	33		1	Y		N	09/2025		
Exc Award (06/30/2017, 06/30/2018, 06/30/2019, 06/30/2020, 06/30/2021, 06/30/2023)																
9557	LEBANON	04/17/1936	Active	14	0	1	-6.67%	17	11	2	Y			10/2025		\$250.00
9558	LIZTON	06/12/1950	Active	19	0	0	0.00%	17		5	Y	3	R	11/2025		
Exc Award (06/30/2017, 06/30/2018, 06/30/2019, 06/30/2020)																
9560	LUCERNE	05/02/1960	Active	9	0	0	0.00%	9		7	Y	5		11/2025		\$46.00
Exc Award (06/30/2020)																
58954	MARTINSVILLE EVENING	12/27/1996	Active(1)	9	0	0	0.00%	9		29	N	None		02/2025		
Exc Award (06/30/2016, 06/30/2018)																
9675	MARTINSVILLE NOON	10/16/1925	Active	47	2	1	2.17%	45	3	0	Y		N	06/2025		\$750.00
Exc Award (06/30/2016, 06/30/2017, 06/30/2019)																
9561	MICHIGANTOWN	06/25/1970	Active	16	0	0	0.00%	16		6	Y		R	04/2025		
Exc Award (06/30/2017)																
9562	MONON	06/21/1946	Status Quo(1)	6	0	0	0.00%	6		47	N	None		10/2024	90+ Days	
90264	MONROVIA	12/02/2005	Active	17	0	1	-5.56%	24	4	0	N	5	R	07/2024	90+ Days	
Exc Award (06/30/2016)																
9679	MOORESVILLE	10/09/1925	Active(1)	27	0	0	0.00%	21		5	N	None		08/2025		
9680	MORGANTOWN	12/09/1926	Active	6	0	0	0.00%	7		6	Y	9		11/2025		



Club Health Assessment for District 25 C through November 2025

			Status	Membership						Reports				Finance		LCIF
Club Number	Club Name	Charter Date	Times in Status Quo in Past 2 Years	Current Member Count **	YTD Members Added	YTD Members Dropped	YTD Net Growth% ***	Member Count 1 Year Ago	Dropped Members Avg.Length of Service	Months Since Membership Update	Current Officers Reported ****	Current President Repeated Term	VP Reported *****	Last Date Reported Service (mm/yyyy)	Account Balance	YTD Donations
Exc Award (06/30/2016)			Active	19	2	8	-24.00%	20	17	3	Y	10	R	11/2025	90+ Days	
46401	NEW GOSHEN WEST VIGO	06/27/1986														
Exc Award (06/30/2018)			Active	37	5	0	15.63%	40	2	Y	2	N	09/2025			
9563	NEWPORT	11/30/1967														
Exc Award (06/30/2017, 06/30/2018)			Active	18	0	0	0.00%	17	5	Y	11	R	10/2025			
9565	OXFORD	02/11/1970														
9691	PIERSON TOWNSHIP	02/23/1954	Active	11	0	0	0.00%	11	18	N	None		09/2025			
9568	PLAINFIELD	04/01/1926	Active	19	4	0	26.67%	23	0	Y		IP	11/2025	\$200.00		
Exc Award (06/30/2019, 06/30/2023)			Active	13	0	0	0.00%	18	5	Y	2	R	07/2025	\$170.00		
102569	POLAND COMMUNITY	06/21/2008														
Exc Award (06/30/2016, 06/30/2017, 06/30/2024)			Active	17	1	0	6.25%	17	0	Y		IP	11/2025	\$1,094.00		
82979	PRAIRIE CREEK	06/30/2004														
Exc Award (06/30/2016, 06/30/2018, 06/30/2020)			Active	53	3	0	6.00%	58	2	Y		N	11/2025			
9695	RILEY TOWNSHIP L C	08/29/1968														
Exc Award (06/30/2017, 06/30/2018, 06/30/2021, 06/30/2024)			Active	39	0	1	-2.50%	42	40	4	Y		N		09/2024	
45282	ROSSVILLE AREA	07/29/1985														
Exc Award (06/30/2016, 06/30/2018)			Active	24	2	0	9.09%	26	4	Y	2	R	11/2025			
9572	ROYAL CENTER	09/03/1942														
Exc Award (06/30/2016, 06/30/2018)			Active	24	0	0	0.00%	33	2	Y		N	11/2025			
9700	SPENCER	10/01/1929														
Exc Award (06/30/2017, 06/30/2022)			Active	8	0	0	0.00%	9	6	N	None		09/2025			
9575	TWELVE MILE	09/26/1951														
Exc Award (06/30/2017)			Active	10	0	0	0.00%	10	4	Y	4		06/2025			
9581	WEST POINT	01/22/1953														
Exc Award (06/30/2018)			Active(1)	5	0	1	-16.67%	6	16	1	Y	11		06/2025		
9582	WHITESTOWN	11/20/1944														
9584	YOUNG AMERICA	02/07/1956	Active	31	2	0	6.90%	32	2	Y		N	11/2025			
Exc Award (06/30/2016, 06/30/2017, 06/30/2022)			Active	200	8	0	4.17%	194	1	Y		N	11/2025	\$7,010.00		
9585	ZIONSVILLE	05/16/1930														



Club Health Assessment for District 25 C through November 2025

INTERNATIONAL

Club Number	Club Name	Charter Date	Status	Membership					Reports				Finance	LCIF
			Times in Status Quo in Past 2 Years	Current Member Count **	YTD Members Added	YTD Members Dropped	YTD Net Growth% ***	Member Count 1 Year Ago	Dropped Members Avg.Length of Service	Months Since Membership Update	Current Officers Reported ****	Current President Repeated Term	VP Reported *****	Last Date Reported Service (mm/yyyy)
Exc Award (06/30/2016, 06/30/2017, 06/30/2018, 06/30/2019, 06/30/2022, 06/30/2023, 06/30/2024)														

Clubs Cancelled Previous Fiscal Year – Clubs Cancelled within last 12 months may be reinstated

Club Number	Club Name	Charter Date	Current Status*	Cancellation Date
9658	CLAY CITY	04/29/1947	Cancelled(6*)	12/30/2024
9689	PARAGON	09/01/1954	Cancelled(6*)	10/29/2024

Current Total Clubs Count	YTD New Clubs Count	YTD Cancelled Clubs Count	YTD Net Club Gain	Current Total Members Count	YTD Add	YTD Drop	YTD Net Growth	YTD Net Growth %	Member Count 12 Months Ago	Average Member Count Per Club	% of Clubs with less than 20 members	% No Officer Report in 12 Months	% of Clubs with balance 90+ days	Number of Clubs in Status Quo	% Status Quo Clubs in Financial Suspension	Number of Cancelled Clubs	Average Cancelled Club Age	Members Lost Due to Cancellation	% of Clubs Cancelled for Non-Financial Reasons
49	0	0	0	1,268	42	19	23	1.85%	1,295	26	61%	10%	10%	1	100%	0	0	0	0%

* - P - Priority Club. Cancellation Reasons: 1-Objectives/conduct, 2-Non-active club, 5-Non-existing club, 6-Disbanding, 7-Merger, 8-Financial Suspension, 9-District/Multiple District Dues.
** Red denotes below 15 active members.
*** Red denotes 20% + loss.
**** Y - all 3 (President, Secretary, Treasurer) club officers reported, N - not all 3 reported.
***** Abbreviation: N-New, IP-Immediate Past, R-Repeat.



Club Health Assessment for District 25 D through November 2025

			Status	Membership						Reports				Finance	LCIF	
Club Number	Club Name	Charter Date	Times in Status Quo in Past 2 Years	Current Member Count **	YTD Members Added	YTD Members Dropped	YTD Net Growth% ***	Member Count 1 Year Ago	Dropped Members Avg.Length of Service	Months Since Membership Update	Current Officers Reported ****	Current President Repeated Term	VP Reported *****	Last Date Reported Service (mm/yyyy)	Account Balance	YTD Donations
Clubs less than two years old																
155904	Muncie	12/03/2023	Status Quo(1)	14	0	0	0.00%	21		5	Y	2	N	07/2025	90+ Days	
Clubs more than two years old																
9586	ALBANY	09/15/1936	Active	43	8	1	19.44%	36	0	1	Y		N	11/2025		\$350.00
Exc Award (06/30/2019)																
9588	ANDERSON NOON	01/12/1922	Active	29	0	1	-3.33%	36	2	1	Y		N	11/2025		\$300.00
9591	CARMEL	04/24/1936	Active	86	0	1	-1.15%	91	29	1	Y		N	11/2025		\$1,280.00
Exc Award (06/30/2021, 06/30/2022, 06/30/2023, 06/30/2024)																
9593	COWAN	01/19/1957	Active	15	0	0	0.00%	15		15	Y	4		07/2025		
9595	DUNKIRK	01/21/1935	Active	12	0	0	0.00%	13		7	Y			12/2024		
9597	ELWOOD	10/21/1935	Active	16	2	0	14.29%	18		2	Y	3	R	07/2025		
9598	FAIRMOUNT	12/27/1946	Active	19	0	1	-5.00%	20	43	4	Y	10		07/2025		
9601	FOWLERTON	12/17/1966	Active	24	0	0	0.00%	24		0	Y	2	N	09/2025		\$41.68
9602	FRANKTON	05/19/1958	P- Active	0	0	19	-100.00%	19	30	2	N	None		08/2025		
9603	GASTON	01/11/1935	Active	45	0	3	-6.25%	48	16	0	Y		N	11/2025		
9604	GREENTOWN	06/19/1945	Active	146	4	4	0.00%	147	27	1	Y		N	11/2025		\$100.00
Exc Award (06/30/2018, 06/30/2019, 06/30/2022)																
47224	KOKOMO & AREA	04/20/1987	Active	18	0	0	0.00%	17		0	Y	8		07/2025		\$300.00
9608	LAPEL	01/27/1942	Active	37	5	6	-2.63%	37	8	2	Y	2		07/2025	90+ Days	\$50.00
9610	LYNN	04/17/1945	Active	18	0	0	0.00%	18		13	Y	3	R	08/2025		
9611	MARION	09/30/1921	Status Quo(1)	13	0	0	0.00%	13		14	N	None		07/2025	90+ Days	
9614	MATTHEWS	03/06/1953	Active	38	1	3	-5.00%	30	3	3	Y		N	09/2025	90+ Days	
9618	NOBLESVILLE	05/06/1942	Active	87	3	0	3.57%	75		3	Y		N	11/2025	90+ Days	\$3,215.00
Exc Award (06/30/2021, 06/30/2023, 06/30/2024, 06/30/2025)																
9621	PENDLETON	07/17/1925	Active	32	4	0	14.29%	31		2	Y	2		09/2025		\$100.00
Exc Award (06/30/2023)																
9623	PORTLAND	04/02/1937	Active	32	0	0	0.00%	33		9	Y		N	08/2025		\$1,000.00



Club Health Assessment for District 25 D through November 2025

						Status				Membership				Reports				Finance		LCIF
						Times in Status Quo in Past 2 Years		Current Member Count **	YTD Members Added	YTD Members Dropped	YTD Net Growth ***	Member Count 1 Year Ago	Dropped Members Avg.Length of Service	Months Since Membership Update	Current Officers Reported ****	Current President Repeated Term	VP Reported *****	Last Date Reported Service (mm/yyyy)	Account Balance	YTD Donations
Club Number	Club Name	Charter Date																		
9624	REDKEY	08/04/1941	Active	22	0	0	0.00%	22		19	Y	7	R	07/2024	90+ Days					
9627	RUSSIAVILLE	12/06/1945	Active	46	0	0	0.00%	45		5	Y		N	11/2025			\$1,500.00			
Exc Award (06/30/2022, 06/30/2023, 06/30/2024)																				
9628	SARATOGA	12/04/1950	Active	53	0	1	-1.85%	52	17	1	Y			09/2025			\$460.00			
Exc Award (06/30/2016, 06/30/2018, 06/30/2023, 06/30/2024)																				
9629	SELMA	02/27/1952	Active	42	18	2	61.54%	23	1	0	N			07/2025						
9630	SHARPSVILLE	12/18/1945	Active	10	0	0	0.00%	1		1	Y			07/2025						
46235	SHERIDAN	05/27/1986	Active	39	0	0	0.00%	39		15	Y	2		08/2025						
9633	SWEETSER	11/27/1945	Active	17	2	0	13.33%	18		2	Y	2		10/2025						
9635	TIPTON	03/30/1949	Active	31	0	0	0.00%	33		7	Y	2	R	11/2025			\$400.00			
9637	UNION CITY	11/20/1947	Active	24	0	0	0.00%	24		6	Y		N	07/2025						
Exc Award (06/30/2023)																				
9639	UPLAND	03/29/1945	Active	14	1	2	-6.67%	16	26	2	Y	2	N	07/2025						
9640	VAN BUREN	02/07/1935	Active	26	1	0	4.00%	28		1	Y		N	08/2025						
9641	WAYNE FALL L C	03/01/1966	Active	16	1	0	6.67%	14		2	Y		N	09/2025						
9642	WESTFIELD	10/08/1930	Active	73	1	1	0.00%	68	2	1	Y		N	11/2025						
Exc Award (06/30/2016, 06/30/2019, 06/30/2020)																				
9643	WINCHESTER	03/15/1937	Active	20	0	0	0.00%	21		4	Y		R	07/2025						
Current Total Clubs Count	YTD New Clubs Count	YTD Cancelled Clubs Count	YTD Net Club Gain	Current Total Members Count	YTD Add	YTD Drop	YTD Net Growth %	Member Count 12 Months Ago	Average Member Count Per Club	% of Clubs with less than 20 members	% No Officer Report in 12 Months	% of Clubs with balance 90+ days	Number of Clubs in Status Quo	% Status Quo Clubs in Financial Suspension	Number of Cancelled Clubs	Average Cancelled Club Age	Members Lost Due to Cancellation	% of Clubs Cancelled for Non-Financial Reasons		
34	0	0	0	1,157	51	45	0.52%	1,146	34	38%	3%	18%	2	100%	0	0	0	0%		

* - P - Priority Club. Cancellation Reasons: 1-Objectives/conduct, 2-Non-active club, 5-Non-existing club, 6-Disbanding, 7-Merger, 8-Financial Suspension, 9-District/Multiple District Dues.

** Red denotes below 15 active members.

*** Red denotes 20% + loss.

**** Y - all 3 (President, Secretary, Treasurer) club officers reported, N - not all 3 reported.

***** Abbreviation: N-New, IP-Immediate Past, R-Repeat.



Club Health Assessment for District 25 E through November 2025

			Status	Membership						Reports				Finance	LCIF	
Club Number	Club Name	Charter Date	Times in Status Quo in Past 2 Years	Current Member Count **	YTD Members Added	YTD Members Dropped	YTD Net Growth% ***	Member Count 1 Year Ago	Dropped Members Avg.Length of Service	Months Since Membership Update	Current Officers Reported ****	Current President Repeated Term	VP Reported *****	Last Date Reported Service (mm/yyyy)	Account Balance	YTD Donations
Clubs more than two years old																
9647	BEDFORD	04/22/1948	Active	51	3	0	6.25%	45		4	Y		N	11/2025		
	Exc Award (06/30/2019)															
9649	BLOOMFIELD	03/09/1950	Active	6	0	0	0.00%	6		14	Y	2		10/2024		
9652	BOONVILLE	03/09/1951	Active	15	0	0	0.00%	22		5	Y	20		04/2025		
9683	BROWN COUNTY LC	02/05/1943	Active	34	0	1	-2.86%	33	47	2	Y		N	09/2025		\$500.00
9654	BROWNSTOWN	08/24/1927	Active	7	0	0	0.00%	6		6	Y	8	R	11/2025		
111273	CANTON	06/09/2011	Active	23	1	0	4.55%	21		2	Y		R	10/2025	90+ Days	
82874	CHANDLER	06/28/2004	Active	35	0	0	0.00%	25		6	Y	2	R	10/2025		
48859	CORYDON	08/18/1988	Active	15	0	1	-6.25%	17	27	2	Y		R	11/2025		\$35.00
33524	ELBERFELD	03/21/1977	Active	19	2	0	11.76%	17		1	Y		N	09/2025		
77284	ELIZABETH	08/25/2003	Active	17	0	0	0.00%	18		1	Y		R	10/2025		\$270.00
9662	ELLETTSVILLE	05/08/1947	Active	28	1	0	3.70%	30		0	Y		IP	11/2025		\$135.00
	Exc Award (06/30/2020)															
9665	EVANSVILLE EASTSIDE	08/02/1956	Active	19	0	0	0.00%	20		5	Y		N	09/2025		\$100.00
105942	FAYETTEVILLE COMMUNITY	06/23/2009	Active	53	0	1	-1.85%	58	4	3	Y		N	11/2025		\$229.00
	Exc Award (06/30/2018)															
9666	FRANCISCO	04/02/1947	Active	9	0	2	-18.18%	11	6	3	Y			11/2025		
98836	FREDERICKSBURG	03/22/2007	Active	15	2	0	15.38%	13		1	Y	6	R	10/2025		\$50.00
9667	FRENCH LICK WEST BADEN	08/23/1950	Active	17	0	0	0.00%	22		6	Y	10	N	11/2025		
	Exc Award (06/30/2018, 06/30/2019, 06/30/2023)															
107008	GEORGETOWN	12/08/2009	Active	26	2	0	8.33%	25		1	Y		N	10/2025		\$130.00
31740	HARDINSBURG	02/24/1976	Active(1)	3	0	0	0.00%	5		7	Y	8		05/2025		
33661	INDIAN CREEK L C	04/30/1977	Active	21	0	0	0.00%	17		8	Y	2	R	08/2025		\$400.00
9669	IRELAND	03/17/1959	Active	68	0	1	-1.45%	68	47	0	Y		N	11/2025		
	Exc Award (06/30/2019)															
9671	JASPER	10/25/1950	Active	30	1	0	3.45%	32		2	Y		N	10/2025	90+ Days	\$25.00
51607	LANESVILLE	05/06/1991	Active	20	0	2	-9.09%	22	7	0	Y	2	N	08/2025		
9674	LYNNVILLE	01/24/1952	Active	12	0	0	0.00%	12		23	Y	20		05/2025		




Club Health Assessment for District 25 E through November 2025

			Status	Membership						Reports				Finance	LCIF	
Club Number	Club Name	Charter Date	Times in Status Quo in Past 2 Years	Current Member Count **	YTD Members Added	YTD Members Dropped	YTD Net Growth% ***	Member Count 1 Year Ago	Dropped Members Avg.Length of Service	Months Since Membership Update	Current Officers Reported ****	Current President Repeated Term	VP Reported *****	Last Date Reported Service (mm/yyyy)	Account Balance	YTD Donations
101582	MEDORA COMMUNITY	03/27/2008	Active	18	0	0	0.00%	20		5	Y	2		11/2025	90+ Days	
91782	MITCHELL	12/07/2005	Active	22	1	2	-4.35%	21	2	0	Y		N	11/2025		
9682	MT OLYMPUS	04/11/1968	Active	29	0	0	0.00%	28		8	N	2	N	07/2025		
9684	NEW ALBANY	02/05/1941	Active	70	2	1	1.45%	65	0	2	Y		N	11/2025		\$30.00
Exc Award (06/30/2018, 06/30/2019, 06/30/2023)																
83139	NEW MIDDLETOWN	07/15/2004	Active	9	1	0	12.50%	10		4	Y	13	R	08/2025		\$40.00
59994	NEW SALISBURY	10/14/1997	Active	16	0	0	0.00%	16		1	Y			11/2025		\$10.00
9685	OAKLAND CITY	11/01/1965	Active	21	0	0	0.00%	17		5	Y	3	N	11/2025		\$40.00
9686	ODON	10/04/1929	Active	46	3	0	6.98%	44		0	Y		N	08/2025		\$1,600.00
49676	PALMYRA	06/30/1989	Active	14	0	1	-6.67%	15	6	4	Y	4	R	11/2025		\$20.00
9676	PAOLI MERIDIAN L C	09/27/1954	Active	21	0	0	0.00%	22		6	Y		N	05/2025		
Exc Award (06/30/2017)																
108647	PERSHING TOWNSHIP	06/16/2010	Active	7	0	0	0.00%	7		19	Y	15	R	11/2025		
9709	PETERSBURG	03/03/1970	Active	14	0	3	-17.65%	17	1	0	Y	2	N	11/2025	\$20.00	
Exc Award (06/30/2016, 06/30/2017, 06/30/2018, 06/30/2020)																
49344	RAMSEY	03/29/1989	Active	20	3	0	17.65%	19		0	Y	2		11/2025	\$165.00	
9696	SALEM	02/22/1926	Active	18	1	4	-14.29%	21	16	2	Y			08/2025	\$606.00	
9697	SANDBORN	05/17/1955	Active	26	0	0	0.00%	33		5	Y	3	R	11/2025	\$134.01	
9698	SEYMOUR EVENING	10/28/1925	Active	13	0	0	0.00%	14		3	Y		N	08/2025		
38284	SEYMOUR NOON	04/07/1980	Active	43	1	4	-6.52%	49	10	4	Y		N	11/2025		
Exc Award (06/30/2022)																
9699	SHOALS	02/11/1946	Active	27	1	1	0.00%	27	3	0	Y	3	R	04/2025		
9701	STINESVILLE	10/01/1968	Active	18	0	0	0.00%	18		15	Y	3	N	11/2025		
142746	Sullivan County	08/28/2020	Active	38	2	0	5.56%	36		1	Y		N	11/2025	\$620.15	
Exc Award (06/30/2024, 06/30/2025)																
48257	TELL CITY	03/14/1988	Active	18	0	0	0.00%	18		19	Y	9	R	03/2025		
97177	WHEATLAND	05/23/2006	Active	9	0	0	0.00%	9		5	Y	19		08/2025	\$142.25	
86105	WINSLOW	04/06/2005	Active	17	0	3	-15.00%	21	12	3	Y	10	R	09/2025		
9710	WORTHINGTON	11/28/1947	Active	12	0	0	0.00%	13		11	Y	2	N	11/2025		



Club Health Assessment for District 25 E through November 2025



Club Number	Club Name	Charter Date	Status	Membership					Reports				Finance	LCIF
			Times in Status Quo in Past 2 Years	Current Member Count **	YTD Members Added	YTD Members Dropped	YTD Net Growth***	Member Count 1 Year Ago	Dropped Members Avg.Length of Service	Months Since Membership Update	Current Officers Reported ****	Current President Repeated Term	VP Reported *****	Last Date Reported Service (mm/yyyy)

Clubs Cancelled Previous Fiscal Year – Clubs Cancelled within last 12 months may be reinstated

Club Number	Club Name	Charter Date	Current Status*	Cancellation Date
63115	BEDFORD NOON	05/01/2000	Cancelled(6*)	06/29/2025
9650	BLOOMINGTON INC	09/29/1928	Cancelled(6*)	08/29/2024
9681	MOUNT VERNON	05/07/1952	Cancelled(6*)	06/29/2025

Current Total Clubs Count	YTD New Clubs Count	YTD Cancelled Clubs Count	YTD Net Club Gain	Current Total Members Count	YTD Add	YTD Drop	YTD Net Growth	YTD Net Growth %	Member Count 12 Months Ago	Average Member Count Per Club	% of Clubs with less than 20 members	% No Officer Report in 12 Months	% of Clubs with balance 90+ days	Number of Clubs in Status Quo	% Status Quo Clubs in Financial Suspension	Number of Cancelled Clubs	Average Cancelled Club Age	Members Lost Due to Cancellation	% of Clubs Cancelled for Non-Financial Reasons
47	0	0	0	1,089	27	27	0	0.00%	1,105	23	53%	0%	6%	0	0%	0	0	0	0%

* - P - Priority Club. Cancellation Reasons: 1-Objectives/conduct, 2-Non-active club, 5-Non-existing club, 6-Disbanding, 7-Merger, 8-Financial Suspension, 9-District/Multiple District Dues.

** Red denotes below 15 active members.

*** Red denotes 20% + loss.

**** Y - all 3 (President, Secretary, Treasurer) club officers reported, N - not all 3 reported.

***** Abbreviation: N-New, IP-Immediate Past, R-Repeat.




Club Health Assessment for District 25 F through November 2025

			Status		Membership					Reports				Finance		LCIF
Club Number	Club Name	Charter Date	Times in Status Quo in Past 2 Years	Current Member Count **	YTD Members Added	YTD Members Dropped	YTD Net Growth% ***	Member Count 1 Year Ago	Dropped Members Avg.Length of Service	Months Since Membership Update	Current Officers Reported ****	Current President Repeated Term	VP Reported *****	Last Date Reported Service (mm/yyyy)	Account Balance	YTD Donations
Clubs more than two years old																
9712	AURORA	12/26/1947	Active	47	0	1	-2.08%	48	3	0	Y		R	07/2025		
Exc Award (06/30/2017)																
9713	AUSTIN	04/17/1939	Active	12	0	0	0.00%	12		4	Y	5		05/2025		
9714	BATESVILLE	12/14/1942	Active	14	0	1	-6.67%	15	21	3	Y		R	04/2025		
9715	BEECH GROVE	11/05/1937	Active	23	0	0	0.00%	26		3	Y		IP	11/2025		\$1,300.00
Exc Award (06/30/2019, 06/30/2021, 06/30/2022, 06/30/2023, 06/30/2024)																
9716	BEN DAVIS	05/10/1951	Active	20	1	2	-4.76%	21	13	0	Y	2	R	10/2025		
Exc Award (06/30/2017)																
9718	BLUE RIVER L C	02/11/1970	Active	20	0	2	-9.09%	23	15	4	Y		N	11/2025		
9719	BORDEN	02/02/1939	Active	20	0	0	0.00%	22		7	Y	5		05/2025		
34827	BRIGHT	12/29/1977	Active	73	2	0	2.82%	72		1	Y	4	R	11/2025	90+ Days	
Exc Award (06/30/2017)																
9721	CARTHAGE	06/29/1942	Active	22	0	0	0.00%	22		5	Y	3		11/2024		
9722	CENTERVILLE	07/20/1944	Active	20	0	2	-9.09%	22	19	0	Y		N	11/2025		\$500.00
Exc Award (06/30/2023)																
9723	CHARLESTOWN	02/22/1934	Active	16	1	4	-15.79%	19	14	0	Y	5		05/2025		
9724	CHARLOTTESVILLE	10/25/1955	Active	22	2	1	4.76%	25	22	1	Y	3		04/2025		
9726	CLERMONT	02/26/1945	Active	79	22	3	31.67%	52	0	0	Y	2	N	11/2025		\$850.00
Exc Award (06/30/2016, 06/30/2019, 06/30/2023)																
9728	CONNERSVILLE	03/20/1923	Active	45	1	1	0.00%	37	0	4	Y	8	R	09/2025	90+ Days	
9730	DECATUR CENTRAL	03/06/1945	Active	24	1	0	4.35%	27		2	Y		N	11/2025		
Exc Award (06/30/2016, 06/30/2023)																
9731	ECONOMY	04/20/1959	Active	21	0	0	0.00%	22		8	Y	2		04/2025		
9732	EDINBURGH	01/14/1943	Active	26	0	1	-3.70%	25	24	4	Y	6	N	07/2025		
47291	FAIRLAND TRITON COMMUNITY	04/30/1987	Active	12	0	0	0.00%	11		6	Y	9		08/2025		
9736	FOUNTAIN CITY	10/30/1947	Active	3	0	0	0.00%	3		15	Y	4		05/2025		
Exc Award (06/30/2017)																
9737	FRANKLIN	02/20/1945	Active	14	0	8	-36.36%	22	11	0	Y		N	09/2025		




Club Health Assessment for District 25 F through November 2025

			Status	Membership					Reports				Finance	LCIF		
Club Number	Club Name	Charter Date	Times in Status Quo in Past 2 Years	Current Member Count **	YTD Members Added	YTD Members Dropped	YTD Net Growth***	Member Count 1 Year Ago	Dropped Members Avg.Length of Service	Months Since Membership Update	Current Officers Reported ****	Current President Repeated Term	VP Reported *****	Last Date Reported Service (mm/yyyy)	Account Balance	YTD Donations
Exc Award (06/30/2017, 06/30/2019)																
9738	GREENFIELD	03/17/1936	Active	9	0	0	0.00%	10		6	Y		N	08/2025		\$1,500.00
9739	GREENSBURG	11/05/1948	Active	11	0	0	0.00%	19		3	Y	4		10/2025		
9742	HOPE	09/20/1930	Active	6	0	0	0.00%	6		6	Y	24		04/2025		
35166	INDIANAPOLIS CENTER TWP	03/17/1978	Active	23	0	0	0.00%	25		0	Y		N	11/2025		
Exc Award (06/30/2022)																
9744	INDIANAPOLIS CHAPEL HILL	12/16/1970	Active	17	0	0	0.00%	17		0	Y	6	N	08/2025	90+ Days	
9743	INDIANAPOLIS DOWNTOWN	02/02/1921	Active	10	0	0	0.00%	10		5	Y	5	R	07/2025		\$1,000.00
9745	INDIANAPOLIS FRANKLIN TOWNSHIP	06/15/1971	Active	9	0	0	0.00%	9		0	Y			10/2025		
9768	INDIANAPOLIS WASHINGTON TWNSHP	04/23/1959	Active	18	0	0	0.00%	19		5	Y	3		10/2025		
Exc Award (06/30/2016)																
9752	LAWRENCE	05/29/1944	Active	4	0	0	0.00%	4		5	Y	3		05/2025		
9753	LAWRENCEBURG	04/23/1946	Active	41	0	0	0.00%	45		5	Y	6		08/2025		
9755	LIBERTY	11/19/1947	Active	26	0	0	0.00%	30		5	Y		N	09/2025	90+ Days	
Exc Award (06/30/2018)																
9757	MANILLA	01/11/1949	Active	14	0	1	-6.67%	13	7	2	Y		N	05/2025		
88943	METAMORA	07/11/2005	Active	3	0	0	0.00%	3		10	Y	18		05/2025		
9759	MIDDLETOWN	01/27/1949	Active	37	4	1	8.82%	36	61	1	Y		N	11/2025		\$400.00
9760	MILAN	04/07/1960	Active	53	1	1	0.00%	53	57	0	Y		N	11/2025		\$3,000.00
Exc Award (06/30/2016, 06/30/2017, 06/30/2022, 06/30/2023, 06/30/2024)																
9762	MORRISTOWN	11/14/1944	Active(1)	7	0	0	0.00%	10		0	Y	6		05/2025		
9758	NETTLE CREEK	12/28/1944	Active	7	0	0	0.00%	7		5	Y	6		05/2025		
9765	NEW PALESTINE	06/22/1943	Active	17	2	5	-15.00%	20	4	0	Y	2	R	09/2025	90+ Days	
Exc Award (06/30/2017)																
9766	NEW SALEM	10/31/1950	Active	30	0	0	0.00%	34		7	Y	5		08/2025		\$2,000.00
Exc Award (06/30/2017)																
9771	OSGOOD	04/27/1965	Active	45	1	1	0.00%	39	13	1	Y	2	N	10/2025		\$1,000.00
Exc Award (06/30/2021)																
9770	PIKE TOWNSHIP	01/31/1956	Active	26	1	0	4.00%	23		1	Y			08/2025		\$140.00



Club Health Assessment for District 25 F through November 2025

			Status	Membership						Reports				Finance	LCIF	
Club Number	Club Name	Charter Date	Times in Status Quo in Past 2 Years	Current Member Count **	YTD Members Added	YTD Members Dropped	YTD Net Growth***	Member Count 1 Year Ago	Dropped Members Avg.Length of Service	Months Since Membership Update	Current Officers Reported ****	Current President Repeated Term	VP Reported *****	Last Date Reported Service (mm/yyyy)	Account Balance	YTD Donations
9772	RICHMOND NOON	10/05/1924	Active	21	0	0	0.00%	20		4	Y		N	10/2025	90+ Days	
	Exc Award (06/30/2019)															
9774	RISING SUN	06/03/1946	Active	18	0	0	0.00%	18		7	Y	3	R	03/2025		
9776	SCOTTSBURG	12/02/1925	Active	22	1	0	4.76%	22		3	Y			05/2025		
9778	SHELBYVILLE	09/16/1929	Active	26	0	0	0.00%	28		5	Y	4		10/2024		
	Exc Award (06/30/2018)															
9780	SOUTHPORT	12/20/1944	Active	21	1	1	0.00%	27	36	2	Y		R	11/2025		\$100.00
	Exc Award (06/30/2016)															
9781	SPEEDWAY	11/27/1939	Active	65	2	2	0.00%	64	22	1	Y	2	N	11/2025		\$1,050.00
	Exc Award (06/30/2023)															
9783	SULPHUR SPRINGS	02/13/1964	Active	18	0	0	0.00%	20		5	Y	2	R	08/2025		
9785	VERSAILLES	02/24/1942	Active	39	4	0	11.43%	35		2	Y		N	09/2025		
46013	VEVAY SWITZERLAND CO	04/11/1986	Active(1)	19	0	0	0.00%	19		7	Y		N	07/2025		
9786	WILLIAMSBURG	11/27/1956	Active	11	0	0	0.00%	13		6	Y	2	R	11/2025		\$210.00
	Exc Award (06/30/2018, 06/30/2023, 06/30/2024)															

Clubs Cancelled Previous Fiscal Year – Clubs Cancelled within last 12 months may be reinstated

Club Number	Club Name	Charter Date	Current Status*	Cancellation Date
9733	EVERTON	04/24/1956	Cancelled(6*)	06/29/2025
9756	MADISON	11/17/1949	Cancelled(6*)	06/29/2025

Current Total Clubs Count	YTD New Clubs Count	YTD Cancelled Clubs Count	YTD Net Club Gain	Current Total Members Count	YTD Add	YTD Drop	YTD Net Growth	YTD Net Growth %	Member Count 12 Months Ago	Average Member Count Per Club	% of Clubs with less than 20 members	% No Officer Report in 12 Months	% of Clubs with balance 90+ days	Number of Clubs in Status Quo	% Status Quo Clubs in Financial Suspension	Number of Cancelled Clubs	Average Cancelled Club Age	Members Lost Due to Cancellation	% of Clubs Cancelled for Non-Financial Reasons
51	0	0	0	1,206	47	38	9	0.75%	1,224	24	45%	0%	12%	0	0%	0	0	0	0%

* - P - Priority Club. Cancellation Reasons: 1-Objectives/conduct, 2-Non-active club, 5-Non-existing club, 6-Disbanding, 7-Merger, 8-Financial Suspension, 9-District/Multiple District Dues.

** Red denotes below 15 active members.


*** Red denotes 20% + loss.

**** Y - all 3 (President, Secretary, Treasurer) club officers reported, N - not all 3 reported.

***** Abbreviation: N-New, IP-Immediate Past, R-Repeat.



Club Health Assessment for District 25 G through November 2025

			Status	Membership						Reports				Finance	LCIF		
Club Number	Club Name	Charter Date	Times in Status Quo in Past 2 Years	Current Member Count **	YTD Members Added	YTD Members Dropped	YTD Net Growth% ***	Member Count 1 Year Ago	Dropped Members Avg.Length of Service	Months Since Membership Update	Current Officers Reported ****	Current President Repeated Term	VP Reported *****	Last Date Reported Service (mm/yyyy)	Account Balance	YTD Donations	
Clubs more than two years old																	
9787	AKRON	06/19/1947	Active	47	5	2	6.82%	41	13	2	Y	2	N	11/2025	90+ Days	\$425.61	
Exc Award (06/30/2022, 06/30/2025)																	
9789	ARGOS	02/01/1937	Active	24	0	0	0.00%	24		14	Y	4	R	04/2025			
Exc Award (06/30/2022)																	
9790	ATWOOD	10/06/1954	Active	19	2	1	5.56%	22	3	3	Y	5	N	07/2025			
Exc Award (06/30/2018)																	
9791	BAUGO TOWNSHIP	10/09/1958	Active	48	0	0	0.00%	48		2	Y		N	11/2025		\$11.00	
Exc Award (06/30/2016, 06/30/2021)																	
9792	BOURBON	06/25/1931	Active	8	1	2	-11.11%	9	1	0	Y		N	09/2024			
9798	CLAY GRANGER	02/23/1950	Active	10	0	0	0.00%	11		9	Y	4	R	04/2025		\$250.00	
9797	CLAYPOOL	11/16/1936	Active	13	0	0	0.00%	11		6	Y	6		06/2025			
9799	CONVERSE	05/03/1929	Active	5	0	0	0.00%	5		19	Y	4		04/2025			
9800	CULVER	04/15/1943	Active	61	6	5	1.67%	57	5	0	Y	2	R	11/2025		\$77.00	
Exc Award (06/30/2019)																	
47295	DENVER COMMUNITY	05/06/1987	Active	24	0	0	0.00%	24		23	N	8		09/2025		\$23.88	
Exc Award (06/30/2016)																	
9801	DUNLAP	10/19/1955	Active	55	2	6	-6.78%	58	5	0	Y		N	11/2025		\$3,215.00	
Exc Award (06/30/2016, 06/30/2017, 06/30/2018, 06/30/2020, 06/30/2024)																	
9802	ELKHART	12/20/1923	Active	40	0	1	-2.44%	46	2	2	Y	3	N	08/2025		\$530.00	
9804	ETNA GREEN	07/05/1946	Active	9	0	0	0.00%	13		5	Y	2	R	06/2025			
61814	FULTON LIBERTY	04/23/1999	Active	18	0	0	0.00%	20		6	Y	3	R	10/2025			
9809	GRASSCREEK	04/11/1973	Active	34	1	0	3.03%	33		1	Y		N	10/2025			
Exc Award (06/30/2016, 06/30/2017, 06/30/2024)																	
9810	GREENE TOWNSHIP L C	01/29/1970	Active	30	0	0	0.00%	32		0	Y	2	R	11/2025			
Exc Award (06/30/2017)																	
9811	LA FONTAINE	11/17/1939	Active	20	0	0	0.00%	20		3	Y		N	11/2025		\$20.09	
Exc Award (06/30/2016, 06/30/2017, 06/30/2023, 06/30/2024)																	
9849	LAKE CITY	12/27/1954	Active	16	0	0	0.00%	14		7	Y	5	N	09/2025		\$10.00	



Club Health Assessment for District 25 G through November 2025

			Status	Membership					Reports				Finance	LCIF		
Club Number	Club Name	Charter Date	Times in Status Quo in Past 2 Years	Current Member Count **	YTD Members Added	YTD Members Dropped	YTD Net Growth% ***	Member Count 1 Year Ago	Dropped Members Avg.Length of Service	Months Since Membership Update	Current Officers Reported ****	Current President Repeated Term	VP Reported *****	Last Date Reported Service (mm/yyyy)	Account Balance	YTD Donations
9813	LAKETON	05/11/1951	Active	13	1	0	8.33%	13		2	Y		R	10/2025		
	Exc Award (06/30/2016, 06/30/2022, 06/30/2023)															
9814	LAKEVILLE	06/28/1943	Active	70	3	0	4.48%	66		0	Y			11/2025		\$10.00
	Exc Award (06/30/2018, 06/30/2022, 06/30/2024)															
9815	LAPAZ	06/30/1943	Active	31	0	0	0.00%	33		6	Y	21		09/2024		\$100.00
	Exc Award (06/30/2023)															
9816	LEESBURG	09/04/1944	Active	38	0	0	0.00%	42		1	Y		N	11/2025		\$400.00
	Exc Award (06/30/2016, 06/30/2017, 06/30/2023)															
9817	LYDICK	03/03/1958	Active	33	0	0	0.00%	28		7	Y	9		11/2025		
	Exc Award (06/30/2022, 06/30/2024)															
9818	MADISON TOWNSHIP	04/08/1958	Active	31	0	0	0.00%	30		5	Y	8		11/2025		\$23.00
	Exc Award (06/30/2016)															
9819	MENTONE	03/31/1933	Active(1)	6	0	0	0.00%	6		12	Y	6	N	08/2025		
45877	MEXICO	03/03/1986	Active	21	1	1	0.00%	20	22	3	Y	4	R	04/2025		
128773	Middlebury	08/31/2016	Active	26	10	0	62.50%	16		2	Y		N	11/2025		\$390.00
9820	MILFORD	06/20/1944	Active	42	3	2	2.44%	34	1	1	Y			10/2025	90+ Days	\$12.00
	Exc Award (06/30/2018)															
9821	MILLERSBURG	07/20/1945	Active	17	0	0	0.00%	17		12	Y		N	09/2025		
9822	MISHAWAKA	07/12/1923	Active	46	0	1	-2.13%	49	31	0	Y			07/2025		\$150.00
	Exc Award (06/30/2017, 06/30/2018)															
9824	NEW CARLISLE	05/19/1939	Active	12	0	0	0.00%	17		4	Y		N	03/2025		
9825	NEW PARIS	11/22/1954	Active	42	3	1	5.00%	38	71	0	Y		N	10/2025		\$100.00
	Exc Award (06/30/2016)															
75986	NORTH MANCHESTER	06/20/2003	Active	16	0	0	0.00%	16		17	Y	15		11/2025		
9828	NORTH WEBSTER	06/28/1945	Active	22	4	2	10.00%	22	15	4	Y	10		11/2025	90+ Days	
9832	PERU	10/21/1938	Active	33	3	2	3.13%	28	3	2	Y		R	11/2025	90+ Days	\$1,000.00
	Exc Award (06/30/2024, 06/30/2025)															
9834	PLYMOUTH	07/12/1950	Active	20	0	0	0.00%	24		9	Y		N	10/2025		\$21.00
	Exc Award (06/30/2016)															
29789	RICHVALLEY	09/10/1974	Active	25	0	0	0.00%	26		5	Y	4	N	10/2025		



Club Health Assessment for District 25 G through November 2025

Club NumberClub NameCharter Date						Status					Membership					Reports				Finance		LCIF
						Times in Status Quo in Past 2 Years	Current Member Count **	YTD Members Added	YTD Members Dropped	YTD Net Growth***	Member Count 1 Year Ago	Dropped Members Avg.Length of Service	Months Since Membership Update	Current Officers Reported ****	Current President Repeated Term	VP Reported *****	Last Date Reported Service (mm/yyyy)	Account Balance	YTD Donations			
57422	ROANN COVERED BRIDGE	10/11/1995	Active	25	0	0	0.00%	26		2	Y	4	R	02/2025								
Exc Award (06/30/2016, 06/30/2022)																						
9836	ROCHESTER	01/27/1943	Active	27	0	0	0.00%	30		5	Y		N	10/2025		\$29.00						
Exc Award (06/30/2022)																						
9838	SILVER LAKE	01/25/1937	Active	19	0	1	-5.00%	19	8	3	N	None		09/2025								
Exc Award (06/30/2016)																						
62096	SOMERSET	06/14/1999	Active	14	0	0	0.00%	14		6	Y	3	R	09/2024								
Exc Award (06/30/2016)																						
9841	SYRACUSE	05/03/1950	P- Active	0	0	0	0.00%	18		4	N	None		08/2024								
Exc Award (06/30/2017, 06/30/2021)																						
9843	URBANA	04/15/1952	Active	18	12	0	200.00%	6		0	N	None		05/2025								
Exc Award (06/30/2016)																						
9845	WAKARUSA	01/30/1931	Active(1)	20	3	2	5.26%	19	3	0	N	4		08/2025		\$200.00						
Current Total Clubs Count	YTD New Clubs Count	YTD Cancelled Clubs Count	YTD Net Club Gain	Current Total Members Count	YTD Add	YTD Drop	YTD Net Growth	YTD Net Growth %	Member Count 12 Months Ago	Average Member Count Per Club	% of Clubs with less than 20 members	% No Officer Report in 12 Months	% of Clubs with balance 90+ days	Number of Clubs in Status Quo	% Status Quo Clubs in Financial Suspension	Number of Cancelled Clubs	Average Cancelled Club Age	Members Lost Due to Cancellation	% of Clubs Cancelled for Non-Financial Reasons			
44	0	0	0	1,148	60	29	31	2.78%	1,145	26	39%	0%	9%	0	0%	0	0	0	0%			

* - P - Priority Club. Cancellation Reasons: 1-Objectives/conduct, 2-Non-active club, 5-Non-existing club, 6-Disbanding, 7-Merger, 8-Financial Suspension, 9-District/Multiple District Dues.

** Red denotes below 15 active members.

*** Red denotes 20% + loss.

**** Y - all 3 (President, Secretary, Treasurer) club officers reported, N - not all 3 reported.

***** Abbreviation: N-New, IP-Immediate Past, R-Repeat.



Club Health Assessment for District 26 M1 through November 2025

			Status	Membership					Reports				Finance	LCIF		
Club Number	Club Name	Charter Date	Times in Status Quo in Past 2 Years	Current Member Count **	YTD Members Added	YTD Members Dropped	YTD Net Growth***	Member Count 1 Year Ago	Dropped Members Avg.Length of Service	Months Since Membership Update	Current Officers Reported ****	Current President Repeated Term	VP Reported *****	Last Date Reported Service (mm/yyyy)	Account Balance	YTD Donations
Clubs more than two years old																
10036	ARCADIA VALLEY	10/17/1952	Active(1)	14	0	0	0.00%	14		5	Y			08/2010		
10037	BERNIE	05/29/1956	Cancelled(8*)	0	0	0	0.00%	6		5	N	None		02/2012	90+ Days	
10043	BUNKER	12/07/1966	Status Quo(1)	11	0	0	0.00%	11		16	Y				90+ Days	
10044	CAPE GIRARDEAU	03/16/1922	Active	143	5	2	2.14%	140	1	0	Y		N	03/2017		\$325.00
52918	CAPE GIRARDEAU EVENING	04/13/1992	Active	15	2	3	-6.25%	16	19	0	Y		N	04/2024		
10045	CARUTHERSVILLE	01/19/1955	Active	21	10	7	16.67%	18	7	2	N	2	R	02/2022		
10046	CHARLESTON	03/05/1942	Active	16	0	0	0.00%	16		16	Y	3	R	05/2019		
10049	DEXTER	05/10/1961	Active(2)	19	0	0	0.00%	19		11	Y	2		09/2023		
Exc Award (06/30/2021)																
10275	DIXON	11/09/1944	Active	12	0	0	0.00%	11		0	Y		N	07/2025		
10035	EAST PERRY COUNTY	03/11/1958	Active	32	0	0	0.00%	38		5	Y	2	R	08/2025		
154218	East Prairie	04/27/2023	Active(1)	21	21	0	100.00%	31		2	Y	4		06/2023		
10055	ESSEX GRAY RIDGE L C	11/26/1965	Active	16	0	0	0.00%	16		5	Y	14				
10056	FARMINGTON	03/20/1962	Active	24	2	7	-17.24%	29	20	0	Y		N	11/2025		\$60.00
10281	FORT LEONARD WOOD	01/20/1966	Active	33	7	0	26.92%	29		0	Y	6		04/2024		
Exc Award (06/30/2024)																
10058	FREDERICKTOWN	08/25/1941	Active	12	0	0	0.00%	12		29	N	11		11/2019		
10287	HOUSTON	05/28/1940	Active	17	0	0	0.00%	17		16	Y	4		12/2019		
10064	KENNETT	08/01/1922	Active	22	0	0	0.00%	24		5	Y	2	R			
10067	MALDEN	04/21/1925	Active	26	0	0	0.00%	25		10	Y	2	N	07/2021		
10057	PARK HILLS	03/22/1928	Active	28	0	0	0.00%	34		5	Y	20		06/2025		
Exc Award (06/30/2018, 06/30/2020)																
10076	PATTON	10/26/1971	Active	20	0	0	0.00%	24		5	Y		N	01/2023		
Exc Award (06/30/2016, 06/30/2018)																
10077	PERRYVILLE	03/21/1930	Active	16	0	1	-5.88%	17	3	3	Y	6		01/2025		
54295	PLATO ROBY E SHA SUC NW T C LC	03/31/1993	Active	31	9	0	40.91%	29		2	Y			10/2022		
10079	POPLAR BLUFF	03/16/1936	Active	46	0	0	0.00%	41		4	Y		N	11/2023		



Club Health Assessment for District 26 M1 through November 2025

			Status	Membership						Reports				Finance	LCIF	
Club Number	Club Name	Charter Date	Times in Status Quo in Past 2 Years	Current Member Count **	YTD Members Added	YTD Members Dropped	YTD Net Growth% ***	Member Count 1 Year Ago	Dropped Members Avg.Length of Service	Months Since Membership Update	Current Officers Reported ****	Current President Repeated Term	VP Reported *****	Last Date Reported Service (mm/yyyy)	Account Balance	YTD Donations
10082	QULIN	04/30/1968	Active	14	0	0	0.00%	14		16	Y	18		07/2011		\$2,000.00
10083	ROLLA	04/05/1935	Active	117	5	8	-2.50%	124	9	0	Y		N	11/2025		
10084	SAINTE GENEVIEVE	05/21/1931	Active	23	0	2	-8.00%	28	36	1	Y			08/2019		
10086	SENATH	01/19/1940	Active(1)	9	0	1	-10.00%	12	17	4	Y					
10087	SIKESTON	06/26/1922	Active	36	4	16	-25.00%	48	15	0	Y	2		06/2020		
10091	VIBURNUM	01/26/1970	Active	5	0	0	0.00%	5		13	Y	17		12/2018		
10092	WARDELL	03/22/1971	Active	21	0	2	-8.70%	23	11	1	Y	2		05/2021		
10316	WEST PLAINS	08/08/1946	Active	17	2	1	6.25%	17	2	0	Y	3	R	08/2025		
10093	WILLIAMSVILLE	11/22/1949	Active	20	0	0	0.00%	20		13	Y	4		12/2018		
10318	WILLOW SPRINGS	03/08/1966	Active	14	1	0	7.69%	13		1	Y	3	N	07/2025		
10319	WINONA	03/09/1959	Active(1)	22	22	0	100.00%	20		0	Y	17		09/2012		

Clubs Cancelled Previous Fiscal Year – Clubs Cancelled within last 12 months may be reinstated

Club Number	Club Name	Charter Date	Current Status*	Cancellation Date
43473	BUCKHORN-LAQUEY	02/13/1984	Cancelled(6*)	07/29/2024

Current Total Clubs Count	YTD New Clubs Count	YTD Cancelled Clubs Count	YTD Net Club Gain	Current Total Members Count	YTD Add	YTD Drop	YTD Net Growth	YTD Net Growth %	Member Count 12 Months Ago	Average Member Count Per Club	% of Clubs with less than 20 members	% No Officer Report in 12 Months	% of Clubs with balance 90+ days	Number of Clubs in Status Quo	% Status Quo Clubs in Financial Suspension	Number of Cancelled Clubs	Average Cancelled Club Age	Members Lost Due to Cancellation	% of Clubs Cancelled for Non-Financial Reasons
33	0	1	-1	893	90	50	40	4.69%	941	27	45%	0%	3%	1	100%	1	110	0	0%

* - P - Priority Club. Cancellation Reasons: 1-Objectives/conduct, 2-Non-active club, 5-Non-existing club, 6-Disbanding, 7-Merger, 8-Financial Suspension, 9-District/Multiple District Dues.

** Red denotes below 15 active members.

*** Red denotes 20% + loss.

**** Y - all 3 (President, Secretary, Treasurer) club officers reported, N - not all 3 reported.

***** Abbreviation: N-New, IP-Immediate Past, R-Repeat.




Club Health Assessment for District 26 M2 through November 2025

			Status	Membership						Reports				Finance	LCIF	
Club Number	Club Name	Charter Date	Times in Status Quo in Past 2 Years	Current Member Count **	YTD Members Added	YTD Members Dropped	YTD Net Growth***	Member Count 1 Year Ago	Dropped Members Avg.Length of Service	Months Since Membership Update	Current Officers Reported ****	Current President Repeated Term	VP Reported *****	Last Date Reported Service (mm/yyyy)	Account Balance	YTD Donations
Clubs more than two years old																
9918	BEAUFORT	10/16/1970	Active	34	2	0	6.25%	34		1	Y		N	10/2025		\$250.00
	Exc Award (06/30/2022)															
9853	BONHOMME	06/03/1953	Active	17	0	0	0.00%	17		20	Y		IP	12/2024		
	Exc Award (06/30/2023)															
9854	BRENTWOOD	04/14/1954	Active	9	0	0	0.00%	8		14	Y	9	R	11/2025		\$250.00
9857	CHESTERFIELD	12/11/1953	Active	23	1	2	-4.17%	23	27	2	Y	2	R	11/2025		
	Exc Award (06/30/2023)															
9859	CONCORD VILLAGE	04/28/1950	Active	71	2	2	0.00%	73	29	0	Y		N	04/2016	90+ Days	
	Exc Award (06/30/2016, 06/30/2023)															
9861	CREVE COEUR	11/10/1949	Active	12	0	1	-7.69%	15	52	1	Y	8	N	12/2021		
10048	CUBA	04/27/1953	Active	17	0	2	-10.53%	21	21	1	Y		N	07/2020		\$100.00
	Exc Award (06/30/2017, 06/30/2018)															
9864	DE SOTO	04/14/1959	Active	15	1	1	0.00%	17	11	3	Y	3		03/2024	90+ Days	
	Exc Award (06/30/2016, 06/30/2017, 06/30/2018, 06/30/2021, 06/30/2022, 06/30/2024)															
9913	EUREKA	11/03/1950	Active	61	2	1	1.67%	61	68	3	Y		N	02/2024		\$1,000.00
	Exc Award (06/30/2017)															
9866	FENTON	05/08/1950	Active	11	1	1	0.00%	12	0	2	Y		N	12/2024		
9867	FERGUSON	10/22/1930	Active	16	0	0	0.00%	17		9	Y	2	R	11/2025		
	Exc Award (06/30/2023, 06/30/2024)															
9932	GERALD	09/29/1953	Active	30	4	2	7.14%	30	47	1	Y	2	N	07/2013		
9934	GRAY SUMMIT	08/19/1970	Active	19	0	1	-5.00%	20	53	0	Y	8		11/2025		
	Exc Award (06/30/2017)															
54238	HILLSBORO	03/17/1993	Active	43	3	0	7.50%	40		1	Y		N	06/2025	90+ Days	
	Exc Award (06/30/2017, 06/30/2021, 06/30/2022, 06/30/2023, 06/30/2024)															
9873	HOUSE SPRINGS	02/15/1951	Active	33	1	3	-5.71%	36	32	0	Y	2	R	11/2025		\$2,250.00
	Exc Award (06/30/2023)															
9876	KIRKWOOD	06/02/1926	Active	25	2	3	-3.85%	25	16	3	Y		N	11/2025	90+ Days	
	Exc Award (06/30/2017)															



Club Health Assessment for District 26 M2 through November 2025

			Status	Membership						Reports				Finance	LCIF	
Club Number	Club Name	Charter Date	Times in Status Quo in Past 2 Years	Current Member Count **	YTD Members Added	YTD Members Dropped	YTD Net Growth% ***	Member Count 1 Year Ago	Dropped Members Avg.Length of Service	Months Since Membership Update	Current Officers Reported ****	Current President Repeated Term	VP Reported *****	Last Date Reported Service (mm/yyyy)	Account Balance	YTD Donations
9874	LEMAY JEFFERSON BARRACKS Exc Award (06/30/2016)	10/15/1931	Active	17	0	0	0.00%	17		4	Y	2	R	10/2025	90+ Days	
9878	MAPLEWOOD Exc Award (06/30/2022)	12/19/1940	Active	28	1	1	0.00%	32	51	0	Y	2	N	10/2025		\$50.00
9880	MEHLVILLE Exc Award (06/30/2016, 06/30/2017, 06/30/2018, 06/30/2021)	05/20/1969	Active	21	1	3	-8.70%	21	18	0	Y	9	N	10/2025		\$100.00
43726	MERAMEC HEIGHTS Exc Award (06/30/2017)	04/19/1984	Active	10	2	1	11.11%	8	0	3	Y		N	11/2025		
9955	NEW HAVEN Exc Award (06/30/2016, 06/30/2022, 06/30/2023)	04/12/1954	Active	41	0	1	-2.38%	41	1	1	Y	7	R	01/2024		
9883	OVERLAND	03/27/1925	Active	21	0	0	0.00%	25		0	Y	11	R	04/2013		
9885	PACIFIC Exc Award (06/30/2017, 06/30/2021)	04/28/1931	Active	15	1	3	-11.76%	18	8	3	Y	3	R	10/2025		
37511	PEVELY Exc Award (06/30/2020)	09/13/1979	Active	9	0	0	0.00%	10		7	N			05/2021		
10081	POTOSI	06/11/1930	Active	21	0	0	0.00%	21		11	Y	3	N	08/2025		
30260	RICHWOODS Exc Award (06/30/2016)	02/21/1975	Active	19	1	5	-17.39%	23	11	2	Y			10/2023		
34172	ROCK COMMUNITY Exc Award (06/30/2018, 06/30/2019, 06/30/2023)	06/30/1977	Active	16	0	0	0.00%	16		12	Y	2	R	02/2023		
9959	ST CLAIR	09/13/1949	Active	43	2	1	2.38%	32	3	0	Y		N	11/2025		
9894	ST LOUIS DOWNTOWN Exc Award (06/30/2021)	06/28/1921	Active	7	0	0	0.00%	7		11	N	None		07/2020		
9897	ST LOUIS MID TOWN	08/14/1941	Active	20	0	0	0.00%	20		19	N	None		10/2011		
9903	ST LOUIS S SIDE Exc Award (06/30/2016, 06/30/2017, 06/30/2024)	07/10/1924	Active	55	1	1	0.00%	57	6	0	Y		N	11/2025		
9965	UNION Exc Award (06/30/2016, 06/30/2017, 06/30/2022, 06/30/2023)	07/19/1941	Active	31	1	0	3.33%	29		3	Y		N	10/2024	90+ Days	\$675.00
10089	VALLEY	03/01/1960	Active	13	0	7	-35.00%	20	6	1	Y	6	R	10/2023		



Club Health Assessment for District 26 M2 through November 2025

						Membership					Reports				Finance		LCIF	
Club Number	Club Name	Charter Date	Status		Current Member Count **	YTD Members Added	YTD Members Dropped	YTD Net Growth***	Member Count 1 Year Ago	Dropped Members Avg.Length of Service	Months Since Membership Update	Current Officers Reported ****	Current President Repeated Term	VP Reported *****	Last Date Reported Service (mm/yyyy)	Account Balance	YTD Donations	
Exc Award (06/30/2017, 06/30/2024)																		
9909	VALLEY PARK	10/24/1927	Active		44	11	1	29.41%	17	0	1	Y		N	03/2018	90+ Days	\$1,550.00	
Exc Award (06/30/2017)																		
9970	WASHINGTON	08/28/1939	Active		160	3	3	0.00%	169	36	0	Y		N	11/2025			
Exc Award (06/30/2017, 06/30/2019, 06/30/2022)																		
9910	WEBSTER GROVES	02/12/1925	Active		46	0	1	-2.13%	47	11	3	Y		N	08/2025			
Exc Award (06/30/2017, 06/30/2023)																		
105946	WILDWOOD AREA	06/23/2009	Active		24	0	0	0.00%	22		5	Y		N	06/2025			
Exc Award (06/30/2017, 06/30/2022, 06/30/2023, 06/30/2024)																		
Current Total Clubs Count	YTD New Clubs Count	YTD Cancelled Clubs Count	YTD Net Club Gain	Current Total Members Count	YTD Add	YTD Drop	YTD Net Growth	Member Count 12 Months Ago	Average Member Count Per Club	% of Clubs with less than 20 members	% No Officer Report in 12 Months	% of Clubs with balance 90+ days	Number of Clubs in Status Quo	% Status Quo Clubs in Financial Suspension	Number of Cancelled Clubs	Average Cancelled Club Age	Members Lost Due to Cancellation	% of Clubs Cancelled for Non-Financial Reasons
37	0	0	0	1,097	43	47	-4	-0.36%	1,101	30	43%	5%	19%	0	0%	0	0	0%

* - P - Priority Club. Cancellation Reasons: 1-Objectives/conduct, 2-Non-active club, 5-Non-existing club, 6-Disbanding, 7-Merger, 8-Financial Suspension, 9-District/Multiple District Dues.
** Red denotes below 15 active members.
*** Red denotes 20% + loss.
**** Y - all 3 (President, Secretary, Treasurer) club officers reported, N - not all 3 reported.
***** Abbreviation: N-New, IP-Immediate Past, R-Repeat.




Club Health Assessment for District 26 M3 through November 2025

			Status	Membership					Reports				Finance	LCIF		
Club Number	Club Name	Charter Date	Times in Status Quo in Past 2 Years	Current Member Count **	YTD Members Added	YTD Members Dropped	YTD Net Growth% ***	Member Count 1 Year Ago	Dropped Members Avg.Length of Service	Months Since Membership Update	Current Officers Reported ****	Current President Repeated Term	VP Reported *****	Last Date Reported Service (mm/yyyy)	Account Balance	YTD Donations
Clubs more than two years old																
9975	BLACKWATER	10/14/1968	Active	8	0	0	0.00%	8		14	Y	25		03/2023		
9976	BOONVILLE	01/20/1939	Active	22	1	0	4.76%	21		4	N		N	07/2025	90+ Days	\$100.00
	Exc Award (06/30/2022)															
9977	BOWLING GREEN	10/11/1951	Active	29	0	0	0.00%	28		8	Y		N	11/2025		
	Exc Award (06/30/2024)															
9983	BUNCETON	03/27/1967	Active	12	0	0	0.00%	12		18	N	None		02/2019		
9984	CAIRO JACKSONVILLE	10/26/1970	Active(1)	8	0	0	0.00%	8		12	Y	2	N	01/2013		
51301	COLUMBIA 20/20	02/05/1991	Active	19	0	0	0.00%	21		6	Y		N	10/2025		
	Exc Award (06/30/2023, 06/30/2024)															
9992	COLUMBIA HOST	03/22/1922	Active	13	0	0	0.00%	14		8	Y	2		06/2025		\$100.00
41885	COLUMBIA ROCKBRIDGE	10/21/1982	Active	23	0	1	-4.17%	25	49	4	Y		N	10/2025		
	Exc Award (06/30/2018, 06/30/2023)															
9995	FAYETTE	11/22/1954	Active	5	0	0	0.00%	5		16	N	None		04/2023		
9996	GLASGOW	04/23/1962	Active	45	1	6	-10.00%	50	8	0	Y		R	08/2021		
	Exc Award (06/30/2022)															
10000	HANNIBAL	08/25/1920	Active(1)	57	1	2	-1.72%	54	15	4	Y		N	08/2025		
10001	HARRISBURG	10/15/1973	Active	22	0	0	0.00%	22		16	N	None		09/2023		\$1,000.00
30258	HARTSBURG	02/24/1975	Active	17	0	4	-19.05%	21	7	0	Y	9	R	03/2018		
9870	HARVESTER	11/23/1970	Active	28	0	0	0.00%	29		5	Y		R	11/2025		\$200.00
	Exc Award (06/30/2018, 06/30/2022)															
56226	HIGBEE	11/09/1994	Active	13	0	0	0.00%	13		45	N	None				
10003	HUNTSVILLE	04/04/1956	Active	25	0	2	-7.41%	28	17	3	Y			06/2025		
9943	JONESBURG	12/15/1949	Status Quo(1)	52	2	0	4.00%	50		4	N	None		10/2015	90+ Days	
43471	KAHOKA	02/21/1984	Active	6	0	0	0.00%	6		6	N	None				
117696	KIRKSVILLE	09/04/2012	Status Quo(1)	5	0	0	0.00%	5		30	N	None		03/2019	90+ Days	
10007	LA GRANGE	02/25/1971	Active	34	0	1	-2.86%	27	12	1	Y	3		03/2024		
	Exc Award (06/30/2022)															
87846	LAKE ST LOUIS	04/21/2005	Active	17	0	0	0.00%	19		5	N	None		02/2023		\$500.00
10009	LOUISIANA	09/02/1959	Active	19	3	2	5.56%	18	5	0	Y	2	N	10/2025		\$100.00



Club Health Assessment for District 26 M3 through November 2025

			Status	Membership						Reports				Finance		LCIF
Club Number	Club Name	Charter Date	Times in Status Quo in Past 2 Years	Current Member Count **	YTD Members Added	YTD Members Dropped	YTD Net Growth***	Member Count 1 Year Ago	Dropped Members Avg.Length of Service	Months Since Membership Update	Current Officers Reported ****	Current President Repeated Term	VP Reported *****	Last Date Reported Service (mm/yyyy)	Account Balance	YTD Donations
Exc Award (06/30/2025)																
10011	MACON	02/11/1937	Active	17	0	2	-10.53%	21	13	4	Y	6			90+ Days	
10012	MADISON	11/01/1958	Active	15	0	2	-11.76%	16	7	0	Y	3	R	05/2020		
53144	MEXICO NOON	05/22/1992	Active	22	0	0	0.00%	23		5	Y		N	02/2024		
9949	MIDDLETOWN	10/07/1971	Active	18	3	0	20.00%	17		6	N	None			90+ Days	
10019	MOBERLY	02/27/1948	Active	14	1	0	7.69%	13		3	Y	12	R			
10020	MONROE CITY	03/27/1931	Status Quo(1)	17	0	0	0.00%	17		43	Y		R		90+ Days	
9951	MONTGOMERY CITY	10/21/1969	Active	15	0	0	0.00%	17		5	Y		N	06/2025		
Exc Award (06/30/2022)																
47248	MOSCOW MILLS	04/29/1987	Active	36	0	0	0.00%	40		4	Y	2	R	11/2024		\$150.00
Exc Award (06/30/2018)																
9954	NEW FLORENCE	10/19/1950	Active	10	1	0	11.11%	9		2	Y	19	N			
10021	NEW FRANKLIN	03/04/1955	Status Quo(1)	6	0	0	0.00%	6		12	N	None		09/2018	90+ Days	
10022	NEW LONDON	11/16/1964	Active	17	0	0	0.00%	17		19	N	None				
9881	O FALLON	10/20/1955	Active	20	0	0	0.00%	22		6	N			12/2018		
37037	PARIS	05/03/1979	Active	10	0	0	0.00%	13		8	N	None				
41323	PERRY	05/10/1982	Active(1)	14	0	0	0.00%	14		6	N	None		04/2016		
10026	PILOT GROVE	12/02/1946	Active	17	0	0	0.00%	19		7	N	None		06/2021	90+ Days	
10028	PRAIRIE HOME	09/23/1970	Active	17	0	2	-10.53%	20	4	2	Y			03/2022		
Exc Award (06/30/2022)																
39269	SHELBINA	01/09/1981	Status Quo(2)	4	0	0	0.00%	4		30	N	None		03/2011	90+ Days	
9889	ST CHARLES	06/29/1954	Active	30	1	3	-6.25%	30	18	0	Y	3	R	07/2025		
Exc Award (06/30/2022, 06/30/2023)																
64412	ST CHARLES FIRST CAPITOL	06/18/2001	Active	93	0	0	0.00%	95		5	Y		N	11/2025	90+ Days	
Exc Award (06/30/2017, 06/30/2023, 06/30/2024)																
9905	ST PETERS	03/13/1968	Active	34	5	0	17.24%	29		3	Y		IP	12/2024	90+ Days	\$200.00
Exc Award (06/30/2023)																
48713	TROY	06/20/1988	Active	3	0	5	-62.50%	8	3	2	N			11/2024		
9969	WARRENTON	11/13/1962	Active	13	1	3	-13.33%	15	15	0	Y		R	12/2014		\$100.00
Exc Award (06/30/2018)																



Club Health Assessment for District 26 M3 through November 2025

INTERNATIONAL

Club Number	Club Name	Charter Date	Status	Membership						Reports				Finance	LCIF	
			Times in Status Quo in Past 2 Years	Current Member Count **	YTD Members Added	YTD Members Dropped	YTD Net Growth% ***	Member Count 1 Year Ago	Dropped Members Avg.Length of Service	Months Since Membership Update	Current Officers Reported ****	Current President Repeated Term	VP Reported *****	Last Date Reported Service (mm/yyyy)	Account Balance	YTD Donations
9912	WENTZVILLE	01/24/1962	Active	18	0	1	-5.26%	20	3	4	Y	3	R	09/2025		
129236	Wentzville Outreach	10/18/2016	Active	9	2	4	-18.18%	9	5	0	Y	9		08/2024		
9973	WRIGHT CITY	07/11/1960	Active	31	0	1	-3.13%	34	2	4	Y	2	R	07/2025		

Clubs Cancelled Previous Fiscal Year – Clubs Cancelled within last 12 months may be reinstated

Club Number	Club Name	Charter Date	Current Status*	Cancellation Date
132550	Ashland Centennial	09/06/2017	Cancelled(6*)	03/29/2025
30001	HIGH HILL	12/09/1974	Cancelled(6*)	12/30/2024
150537	OFallon Titans	04/18/2022	Cancelled(8*)	06/29/2025

Current Total Clubs Count	YTD New Clubs Count	YTD Cancelled Clubs Count	YTD Net Club Gain	Current Total Members Count	YTD Add	YTD Drop	YTD Net Growth	YTD Net Growth %	Member Count 12 Months Ago	Average Member Count Per Club	% of Clubs with less than 20 members	% No Officer Report in 12 Months	% of Clubs with balance 90+ days	Number of Clubs in Status Quo	% Status Quo Clubs in Financial Suspension	Number of Cancelled Clubs	Average Cancelled Club Age	Members Lost Due to Cancellation	% of Clubs Cancelled for Non-Financial Reasons
47	0	0	0	979	22	41	-19	-1.90%	1,012	21	64%	28%	23%	5	100%	0	0	0	0%

* - P - Priority Club. Cancellation Reasons: 1-Objectives/conduct, 2-Non-active club, 5-Non-existing club, 6-Disbanding, 7-Merger, 8-Financial Suspension, 9-District/Multiple District Dues.

** Red denotes below 15 active members.

*** Red denotes 20% + loss.

**** Y - all 3 (President, Secretary, Treasurer) club officers reported, N - not all 3 reported.

***** Abbreviation: N-New, IP-Immediate Past, R-Repeat.



Club Health Assessment for District 26 M4 through November 2025

			Status	Membership					Reports				Finance		LCIF	
Club Number	Club Name	Charter Date	Times in Status Quo in Past 2 Years	Current Member Count **	YTD Members Added	YTD Members Dropped	YTD Net Growth% ***	Member Count 1 Year Ago	Dropped Members Avg.Length of Service	Months Since Membership Update	Current Officers Reported ****	Current President Repeated Term	VP Reported *****	Last Date Reported Service (mm/yyyy)	Account Balance	YTD Donations
Clubs more than two years old																
110779	ALBANY	04/08/2011	Active	21	0	0	0.00%	17		7	Y	6	N	08/2025		
	Exc Award (06/30/2021)															
10156	AMITY	05/01/1953	Active	11	0	0	0.00%	10		9	Y		N	03/2024		
44356	BRAYMER	11/26/1984	Active	24	2	0	9.09%	23		2	Y	14	N	06/2025		
9979	BROOKFIELD	09/09/1940	Active	39	0	1	-2.50%	41	9	0	Y		N	01/2023	90+ Days	
9981	BRUNSWICK	08/28/1940	Active	9	0	0	0.00%	9		15	Y	5		04/2012		
9987	CARROLLTON	05/04/1922	Active	34	1	2	-2.86%	36	2	1	Y		N	09/2024	90+ Days	\$100.00
	Exc Award (06/30/2023)															
9990	CHILLICOTHE	05/11/1938	Active	14	0	0	0.00%	17		5	Y		IP	07/2025		
10160	CLARKSDALE	09/23/1965	Active	20	0	3	-13.04%	25	10	1	Y		N	10/2022		\$500.00
10166	FAIRPORT	10/17/1960	Active	22	0	0	0.00%	22		2	Y			04/2023		
10167	FAUCETT	03/11/1971	Active	18	1	0	5.88%	17		1	Y	7		03/2023		\$30.00
10168	FOREST CITY	11/03/1971	Active	11	0	0	0.00%	11		14	N	None				
10169	GALLATIN	02/07/1945	Active	9	0	0	0.00%	9		7	Y	11				
10170	GALT	04/06/1962	Active	14	0	0	0.00%	11		5	Y	6		11/2022		
10172	GENTRY	12/18/1950	Active	9	0	0	0.00%	9		0	Y	3	R	11/2025		
10173	GOWER	05/27/1955	Active	20	1	4	-13.04%	23	14	0	Y			04/2023	90+ Days	
10174	GRAHAM	06/27/1955	Active	15	0	1	-6.25%	19	50	4	Y		N	12/2022		
36701	GRANT CITY	03/21/1979	Active	20	0	0	0.00%	20		4	Y		N	10/2025		\$200.00
9997	GREEN CASTLE	04/09/1964	Active	32	0	0	0.00%	33		0	Y	3	R	07/2025		
49411	GREEN CITY	04/14/1989	Active	17	3	1	13.33%	16	10	2	Y		N	06/2025		
9999	HALE	10/20/1949	Active	28	0	0	0.00%	28		6	Y		N	07/2023		
10175	HAMILTON	07/01/1960	Active	26	0	0	0.00%	28		3	Y		N	11/2025		
	Exc Award (06/30/2017, 06/30/2023, 06/30/2024)															
10176	HELENA	02/18/1965	Active	21	0	2	-8.70%	22	1	0	Y	2	R	01/2023		
10178	JAMESON	09/10/1952	Active	22	0	0	0.00%	22		14	Y	9		11/2022		
10179	JAMESPORT	09/17/1946	Active	15	1	1	0.00%	14	6	1	N	None		05/2023		




Club Health Assessment for District 26 M4 through November 2025

			Status	Membership						Reports				Finance	LCIF			
Club Number	Club Name	Charter Date	Times in Status Quo in Past 2 Years	Current Member Count **	YTD Members Added	YTD Members Dropped	YTD Net Growth% ***	Member Count 1 Year Ago	Dropped Members Avg.Length of Service	Months Since Membership Update	Current Officers Reported ****	Current President Repeated Term	VP Reported *****	Last Date Reported Service (mm/yyyy)	Account Balance	YTD Donations		
10242	KEARNEY	06/15/1950	Active	17	0	0	0.00%	21		5	N	None		03/2024	90+ Days			
10004	KEYTESVILLE	06/28/1940	Active	13	1	0	8.33%	11		4	Y		N	11/2023				
10180	KING CITY	10/14/1963	Active(1)	17	1	0	6.25%	13		2	Y			10/2022				
10181	LAREDO	04/01/1960	Active	8	0	0	0.00%	8		14	N	None		05/2023				
10010	LUDLOW	10/28/1952	Active	13	1	1	0.00%	13	4	2	Y	4		11/2025	90+ Days	\$250.00		
10013	MARCELINE	05/16/1946	Active(1)	8	1	0	14.29%	8		4	Y		N	05/2025				
10183	MARYVILLE HOST	04/06/1939	Active	84	3	3	0.00%	80	10	0	Y		N	09/2025				
Exc Award (06/30/2023)																		
45494	MARYVILLE PRIDE	11/21/1985	Active	36	4	2	5.88%	37	3	1	Y	2		09/2025		\$350.00		
Exc Award (06/30/2016, 06/30/2018, 06/30/2019, 06/30/2022, 06/30/2023, 06/30/2024)																		
10014	MEADVILLE	01/30/1967	Active	36	0	0	0.00%	36		15	Y	2		03/2023	90+ Days			
10016	MENDON	01/04/1961	Active	12	0	0	0.00%	10		5	Y		N	12/2018				
10024	NORBORNE	05/19/1955	Active	40	4	3	2.56%	39	9	1	Y		N	04/2023				
67318	PATTONSBURG	02/17/2003	Active	8	0	0	0.00%	8		14	Y	2		10/2022				
10191	PICKERING	11/29/1962	Active	10	1	0	11.11%	12		2	Y	4	R	08/2024				
10192	PLATTE CITY	01/22/1940	Status Quo(1)	0	0	11	-100.00%	11	31	0	N	None		10/2023				
10030	SALISBURY	04/21/1965	Active	16	0	0	0.00%	18		5	Y		N	05/2025				
10203	SAVANNAH	01/24/1949	Active	12	0	0	0.00%	14		5	Y		N	04/2025				
62159	SMITHVILLE	06/22/1999	Active	9	0	0	0.00%	9		8	N	None		09/2022				
10200	ST JOSEPH EAST SIDE	09/29/1965	Active	27	0	0	0.00%	26		5	Y		N	11/2025				
Exc Award (06/30/2017, 06/30/2019, 06/30/2022)																		\$750.00
10199	ST JOSEPH HOST	04/27/1938	Active	33	0	1	-2.94%	35	28	4	Y		N	10/2022			90+ Days	\$600.00
10202	ST JOSEPH SOUTH SIDE	09/02/1942	Active	27	2	0	8.00%	25		0	Y		N	08/2024				
10208	TRENTON	06/28/1938	Active(1)	16	1	0	6.67%	19		1	N	None		10/2022				
47381	UNIONVILLE	05/27/1987	Active	28	1	0	3.70%	26		0	Y		N	11/2025				
10210	WESTBORO	03/22/1948	Active(1)	13	0	0	0.00%	13		10	Y	2	R	03/2023				
10211	WESTON	11/03/1965	Active	8	0	0	0.00%	8		0	Y	2	N	10/2023				



Club Health Assessment for District 26 M4 through November 2025

			Status	Membership					Reports					Finance	LCIF	
Club Number	Club Name	Charter Date	Times in Status Quo in Past 2 Years	Current Member Count **	YTD Members Added	YTD Members Dropped	YTD Net Growth% ***	Member Count 1 Year Ago	Dropped Members Avg.Length of Service	Months Since Membership Update	Current Officers Reported ****	Current President Repeated Term	VP Reported *****	Last Date Reported Service (mm/yyyy)	Account Balance	YTD Donations

Clubs Cancelled Previous Fiscal Year – Clubs Cancelled within last 12 months may be reinstated

Club Number	Club Name	Charter Date	Current Status*	Cancellation Date
10207	TARKIO	03/06/1968	Cancelled(6*)	09/29/2024

Current Total Clubs Count	YTD New Clubs Count	YTD Cancelled Clubs Count	YTD Net Club Gain	Current Total Members Count	YTD Add	YTD Drop	YTD Net Growth	YTD Net Growth %	Member Count 12 Months Ago	Average Member Count Per Club	% of Clubs with less than 20 members	% No Officer Report in 12 Months	% of Clubs with balance 90+ days	Number of Clubs in Status Quo	% Status Quo Clubs in Financial Suspension	Number of Cancelled Clubs	Average Cancelled Club Age	Members Lost Due to Cancellation	% of Clubs Cancelled for Non-Financial Reasons
48	0	0	0	962	29	36	-7	-0.72%	982	20	56%	8%	15%	1	100%	0	0	0	0%

* - P - Priority Club. Cancellation Reasons: 1-Objectives/conduct, 2-Non-active club, 5-Non-existing club, 6-Disbanding, 7-Merger, 8-Financial Suspension, 9-District/Multiple District Dues.
** Red denotes below 15 active members.
*** Red denotes 20% + loss.
**** Y - all 3 (President, Secretary, Treasurer) club officers reported, N - not all 3 reported.
***** Abbreviation: N-New, IP-Immediate Past, R-Repeat.



Club Health Assessment for District 26 M5 through November 2025

			Status	Membership						Reports				Finance	LCIF	
Club Number	Club Name	Charter Date	Times in Status Quo in Past 2 Years	Current Member Count **	YTD Members Added	YTD Members Dropped	YTD Net Growth% ***	Member Count 1 Year Ago	Dropped Members Avg.Length of Service	Months Since Membership Update	Current Officers Reported ****	Current President Repeated Term	VP Reported *****	Last Date Reported Service (mm/yyyy)	Account Balance	YTD Donations
Clubs more than two years old																
10095	ADRIAN	05/16/1950	Active	32	0	9	-21.95%	41	22	1	Y		N	07/2025		
10213	ALMA	04/29/1953	Active	25	0	0	0.00%	27		7	N	2	R	11/2024		
46138	BELTON BEL RAY SUNRISE	05/05/1986	Active	14	0	0	0.00%	14		21	Y			10/2025		
10100	BELTON HOST	10/30/1953	Active	13	0	0	0.00%	17		5	Y	2	R	08/2025		
Exc Award (06/30/2017, 06/30/2019, 06/30/2023)																
10102	BUTLER	03/14/1938	Active	28	0	3	-9.68%	31	18	3	Y	4	R	07/2025		
10218	CONCORDIA	03/28/1938	Active	88	6	0	7.32%	80		1	Y		N	07/2025		
Exc Award (06/30/2025)																
10219	CORDER	09/13/1954	Active	20	0	0	0.00%	21		8	Y		N	10/2025		
10109	CREIGHTON	03/13/1959	Active	16	6	1	45.45%	13	5	0	Y		N	11/2025	90+ Days	
10224	GRANDVIEW	08/01/1950	Active	6	0	4	-40.00%	10	32	2	Y	5	R	08/2025		
10119	HARRISONVILLE	03/25/1938	Active	19	1	0	5.56%	18		1	Y		N	08/2025		\$960.00
Exc Award (06/30/2023)																
10228	HIGGINSVILLE	09/01/1928	Active	34	2	0	6.25%	29		2	Y		N	11/2025		\$1,500.00
36700	HUME	03/07/1979	Active	11	4	0	57.14%	3		3	Y		N	07/2025	90+ Days	
Exc Award (06/30/2025)																
10230	INDEPENDENCE EASTVIEW	08/01/1960	Active	10	0	0	0.00%	10		8	Y	4		08/2025		
10229	INDEPENDENCE HOST	11/14/1939	Active	12	0	1	-7.69%	15	23	3	Y	3		08/2025		\$500.00
40358	INDEPENDENCE NOLAND ROAD	09/15/1981	Active	14	2	0	16.67%	13		0	Y	6	R	11/2025		
10240	KANSAS CITY RED BRIDGE	06/10/1960	Active	39	5	2	8.33%	31	19	0	Y		N	11/2025		
Exc Award (06/30/2023, 06/30/2024, 06/30/2025)																
77756	KANSAS CITY WORLD OUTREACH	10/30/2003	Active	37	2	6	-9.76%	45	10	0	Y		N	08/2025		\$20.00
Exc Award (06/30/2016, 06/30/2017, 06/30/2023)																
10243	KNOB NOSTER	08/29/1950	Active	23	1	5	-14.81%	27	5	2	Y		N	07/2025		\$325.00
44824	LAKE WINNEBAGO	04/03/1985	Active	34	0	0	0.00%	36		5	Y	2	R	11/2025		\$1,750.00
Exc Award (06/30/2025)																
10245	LEES SUMMIT	11/18/1953	Status Quo(1)	9	0	0	0.00%	10		1	Y	3	N	10/2025	90+ Days	



Club Health Assessment for District 26 M5 through November 2025


			Status	Membership						Reports				Finance	LCIF	
Club Number	Club Name	Charter Date	Times in Status Quo in Past 2 Years	Current Member Count **	YTD Members Added	YTD Members Dropped	YTD Net Growth% ***	Member Count 1 Year Ago	Dropped Members Avg.Length of Service	Months Since Membership Update	Current Officers Reported ****	Current President Repeated Term	VP Reported *****	Last Date Reported Service (mm/yyyy)	Account Balance	YTD Donations
10233	LEETON	04/25/1961	Active(1)	23	11	0	91.67%	12		2	Y	2	R	08/2025	90+ Days	
10246	LEXINGTON	09/19/1930	Active	10	0	0	0.00%	11		8	N	10	R	12/2024		
10249	MARSHALL	01/21/1938	Active	16	0	2	-11.11%	17	17	0	Y			10/2025		\$250.00
10250	MAYVIEW	12/12/1955	Active	27	2	0	8.00%	22		4	Y		N	11/2025		
Exc Award (06/30/2023, 06/30/2024, 06/30/2025)																
47086	MIAMI	03/27/1987	Active	18	0	1	-5.26%	20	4	0	Y	2	N	11/2025		\$200.00
42060	NELSON	12/13/1982	Active	15	0	0	0.00%	15		5	Y	15	R	03/2025		
10132	NEVADA	02/20/1924	Active	34	1	1	0.00%	33	13	2	N	2	R	10/2025		\$500.00
10253	ORRICK	10/17/1950	Active	36	0	0	0.00%	35		6	Y	2	R	09/2025		\$1,082.00
Exc Award (06/30/2023)																
10134	PECULIAR	01/16/1958	Active	24	5	1	20.00%	28	3	1	Y	4	N	11/2025		
10135	PLEASANT HILL	12/04/1958	Status Quo(1)	7	0	0	0.00%	7		14	N	None		08/2025	90+ Days	
10137	RAYMORE	03/06/1968	Active	12	1	0	9.09%	14		2	Y		IP	11/2025		
10139	ROCKVILLE	10/01/1959	Status Quo(4)	12	0	0	0.00%	12		16	N	None		12/2024	90+ Days	
10256	SEDALIA	01/14/1938	Active	50	2	3	-1.96%	52	19	0	Y		N	11/2025		\$340.00
10257	SEDALIA STATE FAIR	02/23/1973	Active	14	0	0	0.00%	11		5	Y		N	06/2025		
Exc Award (06/30/2025)																
10148	URICH	10/12/1950	Active	18	0	9	-33.33%	28	1	2	Y	2	R	02/2025		
10260	WARRENSBURG	08/27/1937	Active	26	0	2	-7.14%	30	4	2	Y		N	10/2025		\$500.00
39866	WAVERLY	05/18/1981	Active	16	0	0	0.00%	17		3	Y	2	R	08/2025		
10261	WELLINGTON	09/21/1950	Active	9	0	0	0.00%	9		4	Y	3		06/2025		

Clubs Cancelled Previous Fiscal Year – Clubs Cancelled within last 12 months may be reinstated

Club Number	Club Name	Charter Date	Current Status*	Cancellation Date
107874	KANSAS CITY BROOKSIDE WALDO	03/25/2010	Cancelled(8*)	12/30/2024



Club Health Assessment for District 26 M5 through November 2025

<div>International Club of Presidents</div>						Status		Membership				Reports				Finance		LCIF	
						Times in Status Quo in Past 2 Years	Current Member Count **	YTD Members Added	YTD Members Dropped	YTD Net Growth***	Member Count 1 Year Ago	Dropped Members Avg.Length of Service	Months Since Membership Update	Current Officers Reported ****	Current President Repeated Term	VP Reported *****	Last Date Reported Service (mm/yyyy)	Account Balance	YTD Donations
Club Number	Club Name		Charter Date																
Current Total Clubs Count	YTD New Clubs Count	YTD Cancelled Clubs Count	YTD Net Club Gain	Current Total Members Count	YTD Add	YTD Drop	YTD Net Growth	Member Count 12 Months Ago	Average Member Count Per Club	% of Clubs with less than 20 members	% No Officer Report in 12 Months	% of Clubs with balance 90+ days	Number of Clubs in Status Quo	% Status Quo Clubs in Financial Suspension	Number of Cancelled Clubs	Average Cancelled Club Age	Members Lost Due to Cancellation	% of Clubs Cancelled for Non-Financial Reasons	
38	0	0	0	851	51	50	1	0.12%	864	22	55%	5%	16%	3	100%	0	0	0	0%

* - P - Priority Club. Cancellation Reasons: 1-Objectives/conduct, 2-Non-active club, 5-Non-existing club, 6-Disbanding, 7-Merger, 8-Financial Suspension, 9-District/Multiple District Dues.

** Red denotes below 15 active members.

*** Red denotes 20% + loss.

**** Y - all 3 (President, Secretary, Treasurer) club officers reported, N - not all 3 reported.

***** Abbreviation: N-New, IP-Immediate Past, R-Repeat.



Club Health Assessment for District 26 M6 through November 2025

			Status	Membership					Reports					Finance	LCIF	
Club Number	Club Name	Charter Date	Times in Status Quo in Past 2 Years	Current Member Count **	YTD Members Added	YTD Members Dropped	YTD Net Growth% ***	Member Count 1 Year Ago	Dropped Members Avg.Length of Service	Months Since Membership Update	Current Officers Reported ****	Current President Repeated Term	VP Reported *****	Last Date Reported Service (mm/yyyy)	Account Balance	YTD Donations
Clubs more than two years old																
37631	ARCOLA	10/30/1979	Status Quo(1)	14	0	0	0.00%	14		9	N	None		02/2025	90+ Days	
10099	AURORA	01/14/1942	Active	13	0	2	-13.33%	17	5	1	Y		N	11/2025		
	Exc Award (06/30/2016)															
10262	AVA	11/29/1937	Active	9	1	0	12.50%	7		2	Y	2	R	11/2025		
	Exc Award (06/30/2018)															
10265	BLUE EYE	10/16/1972	Active(1)	10	0	0	0.00%	9		8	N	None		12/2024		
10267	BRANSON HOLLISTER	10/26/1954	Active	61	3	3	0.00%	64	2	2	Y		N	11/2025		\$2,125.00
82698	CARL JUNCTION	06/21/2004	Active	28	0	0	0.00%	23		1	Y			11/2025		
	Exc Award (06/30/2025)															
110497	CHRISTIAN COUNTY	03/03/2011	Active	13	0	1	-7.14%	19	6	4	Y	2		06/2025		\$1,450.00
	Exc Award (06/30/2023)															
10271	CONWAY	12/27/1951	Active	16	0	0	0.00%	15		8	Y	3	R	02/2025		
10110	DIAMOND	03/31/1964	Active(1)	9	0	0	0.00%	14		3	Y	2		12/2024		
43728	EAST NEWTON	04/24/1984	Active	6	0	5	-45.45%	11	13	4	N	None		03/2025		
10112	EL DORADO SPRINGS	02/26/1962	Active	37	1	0	2.78%	46		1	Y		N	10/2025	90+ Days	
10276	ELKLAND	04/27/1962	Active	9	2	1	12.50%	12	3	1	Y		R	08/2025		
10278	FAIR GROVE	03/06/1956	Active	21	0	0	0.00%	19		6	Y	5		10/2025		
10114	FREISTATT	03/27/1973	Active	25	0	0	0.00%	25		17	N	None		03/2025		
10282	GAINESVILLE	08/15/1946	Active	32	0	2	-5.88%	34	43	1	Y		N	03/2025		
10283	GROVESPRING	11/10/1961	Active	11	0	0	0.00%	11		15	Y		N	02/2025		
10284	HALF WAY	01/28/1963	Active	14	3	0	27.27%	11		1	Y	3	R	03/2025		
10285	HARTVILLE	10/28/1955	Active	28	1	0	3.70%	30		3	Y	2	R	03/2025		
10286	HERMITAGE	08/30/1955	Active	26	0	0	0.00%	25		9	Y		IP	03/2025		
10124	LAMAR	04/05/1963	Active	11	0	0	0.00%	11		29	N	None		06/2025		
10290	LEBANON HOST	10/28/1930	Active	18	0	0	0.00%	22		5	Y		N	11/2025		\$4,240.00
	Exc Award (06/30/2023)															
37672	LONG LANE	11/16/1979	Active	10	0	1	-9.09%	13	1	3	Y	3	R	01/2025		
10292	LOUISBURG	10/25/1968	Active	37	4	1	8.82%	38	57	1	Y	2		03/2025		



Club Health Assessment for District 26 M6 through November 2025

			Status	Membership						Reports				Finance	LCIF	
Club Number	Club Name	Charter Date	Times in Status Quo in Past 2 Years	Current Member Count **	YTD Members Added	YTD Members Dropped	YTD Net Growth% ***	Member Count 1 Year Ago	Dropped Members Avg.Length of Service	Months Since Membership Update	Current Officers Reported ****	Current President Repeated Term	VP Reported *****	Last Date Reported Service (mm/yyyy)	Account Balance	YTD Donations
10127	MARIONVILLE	11/26/1941	Active	15	2	0	15.38%	14		1	N	4	R	11/2024	90+ Days	\$60.00
10294	MARSHFIELD	09/30/1931	Active	46	0	0	0.00%	47		9	Y		N	07/2025		
10128	MILLER	11/14/1950	Active	29	0	6	-17.14%	33	4	1	Y		N	10/2025		
Exc Award (06/30/2023)																
10129	MONETT	04/23/1946	Active	42	3	1	5.00%	43	7	0	Y		N	08/2025		
107382	MOUNTAIN GROVE	02/01/2010	Active	24	0	1	-4.00%	22	1	1	Y		N	03/2025		
10131	NEOSHO	05/20/1940	Active	22	0	3	-12.00%	25	21	1	Y		N	05/2025		
154794	Ozarks Future Hope	06/30/2023	Active	9	0	0	0.00%	7		5	Y	4	R	09/2025		
10140	SARCOXIE	01/24/1946	Active	14	0	0	0.00%	12		5	N	None	R	03/2025		
Exc Award (06/30/2018)																
10303	SEYMOUR	01/23/1940	Active	26	0	0	0.00%	26		4	Y		N	10/2025		
10145	SHELL KNOB	11/13/1972	Active	37	2	0	5.71%	35		3	Y		IP	06/2025		
10305	SPRINGFIELD HOST	09/07/1921	Active	27	1	2	-3.57%	26	26	0	Y		N	11/2025		\$1,000.00
10147	STOCKTON	08/17/1942	Active	36	3	1	5.88%	32	4	1	Y	2	R	11/2025		\$1,500.00
10289	TABLE ROCK LAKE	03/16/1964	Active	6	0	2	-25.00%	8	2	1	Y	5	R	11/2025		

Clubs Cancelled Previous Fiscal Year – Clubs Cancelled within last 12 months may be reinstated

Club Number	Club Name	Charter Date		Current Status*	Cancellation Date	
10280	FORSYTH	01/24/1951		Cancelled(8*)	12/30/2024	

Current Total Clubs Count	YTD New Clubs Count	YTD Cancelled Clubs Count	YTD Net Club Gain	Current Total Members Count	YTD Add	YTD Drop	YTD Net Growth	YTD Net Growth %	Member Count 12 Months Ago	Average Member Count Per Club	% of Clubs with less than 20 members	% No Officer Report in 12 Months	% of Clubs with balance 90+ days	Number of Clubs in Status Quo	% Status Quo Clubs in Financial Suspension	Number of Cancelled Clubs	Average Cancelled Club Age	Members Lost Due to Cancellation	% of Clubs Cancelled for Non-Financial Reasons
36	0	0	0	791	26	32	-6	-0.75%	820	22	50%	3%	8%	1	100%	0	0	0	0%

* - P - Priority Club. Cancellation Reasons: 1-Objectives/conduct, 2-Non-active club, 5-Non-existing club, 6-Disbanding, 7-Merger, 8-Financial Suspension, 9-District/Multiple District Dues.

** Red denotes below 15 active members.


*** Red denotes 20% + loss.

**** Y - all 3 (President, Secretary, Treasurer) club officers reported, N - not all 3 reported.

***** Abbreviation: N-New, IP-Immediate Past, R-Repeat.



Club Health Assessment for District 26 M7 through November 2025

			Status	Membership					Reports					Finance	LCIF		
Club Number	Club Name	Charter Date	Times in Status Quo in Past 2 Years	Current Member Count **	YTD Members Added	YTD Members Dropped	YTD Net Growth% ***	Member Count 1 Year Ago	Dropped Members Avg.Length of Service	Months Since Membership Update	Current Officers Reported ****	Current President Repeated Term	VP Reported *****	Last Date Reported Service (mm/yyyy)	Account Balance	YTD Donations	
Clubs more than two years old																	
9916	AUXVASSE	08/07/1950	Active	33	12	0	57.14%	23		1	Y	4	N	08/2024	90+ Days	\$100.00	
9922	BRAZITO HONEY CREEK	09/10/1970	Active	34	2	0	6.25%	32		3	Y	2	R	11/2016			
Exc Award (06/30/2019)																	
9923	BRUMLEY	12/21/1972	Active(1)	9	9	0	100.00%	9		2	Y	23		06/2019			
9924	CALIFORNIA	01/17/1938	Active(1)	24	0	2	-7.69%	24	9	0	Y		N	06/2018			
9925	CAMDENTON	05/23/1962	Active	16	12	0	300.00%	4		1	Y		N	06/2019			
9928	CHAMOIS	11/14/1949	Active	30	0	5	-14.29%	33	7	0	Y		N	08/2025			
9929	ELDON	11/17/1928	Active	39	13	10	8.33%	34	4	0	Y		N	09/2025			
51885	FLORENCE	07/02/1991	Active	6	0	0	0.00%	6		17	Y	10	N	09/2017			
9930	FREEBURG	09/17/1965	Active	47	0	0	0.00%	47		9	Y	5	R	12/2017			
9936	HERMANN	08/18/1930	Active	64	5	1	6.67%	56	15	0	Y		N	10/2025		\$30.00	
Exc Award (06/30/2017, 06/30/2018, 06/30/2019)																	
9937	HOLTS SUMMIT	09/29/1970	Active	19	1	3	-9.52%	21	9	0	Y	2	R	11/2025	90+ Days		
9939	IBERIA	11/24/1969	Active(2)	9	0	1	-10.00%	10	36	1	N		R				
9940	JAMESTOWN	03/16/1956	Active	32	0	0	0.00%	18		6	Y	2	N	07/2017			
57029	JEFFERSON CITY CAPITAL	06/15/1995	Active	9	0	0	0.00%	9		6	Y	13	R	12/2024			
9942	JEFFERSON CITY EVENING	11/10/1970	Active	43	3	1	4.88%	43	1	0	Y		N	08/2025			\$1,000.00
Exc Award (06/30/2017)																	
9941	JEFFERSON CITY HOST	05/29/1925	Active	112	3	16	-10.40%	127	12	1	Y		N	09/2025			\$440.00
9944	LAKE OZARK	09/07/1950	Active(1)	11	0	0	0.00%	14		11	Y	3		03/2023			
9945	LINN	07/17/1942	Active	50	0	0	0.00%	44		10	Y		N				
28100	LOHMAN	03/06/1974	Active	14	0	0	0.00%	14		11	Y	2	R	10/2025			
Exc Award (06/30/2019)																	
32611	MILLERSBURG	07/23/1976	Active	22	1	2	-4.35%	23	1	4	Y	11	R	04/2024	90+ Days		
9950	MOKANE	05/11/1950	Active(1)	33	19	0	135.71%	14		0	Y			08/2025			\$150.00
9953	NEW BLOOMFIELD	07/06/1950	Active	20	6	0	42.86%	10		2	Y	8	R	03/2024			
9956	OWENSVILLE	05/08/1947	Active	62	4	1	5.08%	56	52	0	Y		N	04/2025			\$25.00
Exc Award (06/30/2017)																	



Club Health Assessment for District 26 M7 through November 2025

			Status	Membership						Reports				Finance	LCIF	
Club Number	Club Name	Charter Date	Times in Status Quo in Past 2 Years	Current Member Count **	YTD Members Added	YTD Members Dropped	YTD Net Growth% ***	Member Count 1 Year Ago	Dropped Members Avg.Length of Service	Months Since Membership Update	Current Officers Reported ****	Current President Repeated Term	VP Reported *****	Last Date Reported Service (mm/yyyy)	Account Balance	YTD Donations
36802	ROCKY MOUNT	03/30/1979	Active	26	5	0	23.81%	28		3	Y	5		07/2025		
	Exc Award (06/30/2018)															
9958	RUSSELLVILLE	10/27/1949	Active(1)	9	9	0	100.00%	9		2	N	None		05/2019		
9966	VERSAILLES	10/08/1937	Active	35	0	0	0.00%	34		9	Y	4	N			
9967	VIENNA	01/26/1951	Active(1)	15	0	10	-40.00%	25	13	0	Y	5		03/2023		
9968	WARDSVILLE	09/10/1964	Active	193	0	7	-3.50%	197	17	1	Y		N	10/2025		
10313	WARSAW	02/11/1941	Active	34	3	2	3.03%	33	12	1	Y		N	03/2024		\$222.73
	Exc Award (06/30/2019)															
9971	WESTPHALIA	08/13/1958	Active	101	0	0	0.00%	101		16	Y			05/2018		

Clubs Cancelled Previous Fiscal Year – Clubs Cancelled within last 12 months may be reinstated

Club Number	Club Name	Charter Date	Current Status*	Cancellation Date
36698	JEFFERSON CITY BREAKFAST	03/07/1979	Cancelled(6*)	06/29/2025
9960	STOVER	10/11/1939	Cancelled(8*)	06/29/2025

Current Total Clubs Count	YTD New Clubs Count	YTD Cancelled Clubs Count	YTD Net Club Gain	Current Total Members Count	YTD Add	YTD Drop	YTD Net Growth	YTD Net Growth %	Member Count 12 Months Ago	Average Member Count Per Club	% of Clubs with less than 20 members	% No Officer Report in 12 Months	% of Clubs with balance 90+ days	Number of Clubs in Status Quo	% Status Quo Clubs in Financial Suspension	Number of Cancelled Clubs	Average Cancelled Club Age	Members Lost Due to Cancellation	% of Clubs Cancelled for Non-Financial Reasons
30	0	0	0	1,151	107	61	46	4.16%	1,098	38	33%	0%	10%	0	0%	0	0	0	0%

* - P - Priority Club. Cancellation Reasons: 1-Objectives/conduct, 2-Non-active club, 5-Non-existing club, 6-Disbanding, 7-Merger, 8-Financial Suspension, 9-District/Multiple District Dues.

** Red denotes below 15 active members.

*** Red denotes 20% + loss.

**** Y - all 3 (President, Secretary, Treasurer) club officers reported, N - not all 3 reported.

***** Abbreviation: N-New, IP-Immediate Past, R-Repeat.




Club Health Assessment for District 27 A1 through November 2025

			Status	Membership						Reports				Finance	LCIF	
Club Number	Club Name	Charter Date	Times in Status Quo in Past 2 Years	Current Member Count **	YTD Members Added	YTD Members Dropped	YTD Net Growth% ***	Member Count 1 Year Ago	Dropped Members Avg.Length of Service	Months Since Membership Update	Current Officers Reported ****	Current President Repeated Term	VP Reported *****	Last Date Reported Service (mm/yyyy)	Account Balance	YTD Donations
Clubs less than two years old																
182265	Franklin Lioness	06/26/2025	Active	22	1	1	0.00%	0	1	2	Y	2	N	09/2025		
Clubs more than two years old																
10320	BIG BEND VERNON L C Exc Award (06/30/2017, 06/30/2018, 06/30/2019, 06/30/2024)	06/03/1955	Active	75	0	0	0.00%	75		5	Y		N	06/2025		
10321	BURLINGTON Exc Award (06/30/2023, 06/30/2024)	03/09/1950	Active	27	1	1	0.00%	31	0	0	Y	2	N	10/2025		
10322	CALEDONIA	04/21/1967	Active(1)	6	0	0	0.00%	6		23	Y	9	R	10/2025		
38898	CAMBRIDGE AREA	09/22/1980	Active	69	4	0	6.15%	68		0	Y		N	10/2024		
10323	CUDAHY	03/29/1950	Active	39	0	2	-4.88%	42	13	2	Y		N	09/2022		
10324	DELAVAN	05/16/1938	Active	25	0	0	0.00%	25		4	Y		N	11/2025		
10325	DOUSMAN OTTAWA L C	02/10/1965	Active	22	3	0	15.79%	19		0	Y	2	R	06/2025		
146194	Eagle Lioness Exc Award (06/30/2022)	06/15/2021	Active	17	0	0	0.00%	16		10	Y		N	11/2025		\$100.00
10326	EAGLE WISCONSIN INC	03/16/1964	Active	10	0	0	0.00%	10		14	Y			06/2025		
10327	EAST TROY Exc Award (06/30/2018, 06/30/2022)	12/10/1937	Active	52	10	7	6.12%	49	18	0	Y		R	11/2025		\$540.00
10328	ELKHORN Exc Award (06/30/2017, 06/30/2025)	10/15/1952	Active	48	1	2	-2.04%	45	12	0	Y		N	08/2025		
40507	FONTANA BIG FOOT Exc Award (06/30/2017)	11/18/1981	Active	52	0	2	-3.70%	53	2	1	Y		N	03/2024		
10329	FORT ATKINSON	02/28/1930	Active	71	0	1	-1.39%	75	50	1	Y		N	09/2025		
10330	FRANKLIN Exc Award (06/30/2022, 06/30/2024)	10/01/1957	Active	49	0	0	0.00%	73		6	Y	3	R	10/2025		\$1,000.00
47285	FRANKLIN NOON	04/30/1987	Active	23	3	1	9.52%	21	27	0	Y		N	06/2025		
10331	GENOA CITY Exc Award (06/30/2016, 06/30/2018, 06/30/2021, 06/30/2023)	10/18/1960	Active	21	0	0	0.00%	20		1	Y		N	11/2025		
77955	GREATER GREENFIELD	12/19/2003	Active	16	0	0	0.00%	16		7	Y	7	R	04/2025		




Club Health Assessment for District 27 A1 through November 2025

			Status	Membership					Reports					Finance		LCIF
Club Number	Club Name	Charter Date	Times in Status Quo in Past 2 Years	Current Member Count **	YTD Members Added	YTD Members Dropped	YTD Net Growth% ***	Member Count 1 Year Ago	Dropped Members Avg.Length of Service	Months Since Membership Update	Current Officers Reported ****	Current President Repeated Term	VP Reported *****	Last Date Reported Service (mm/yyyy)	Account Balance	YTD Donations
10332	GREENDALE	11/10/1955	Active	76	6	0	8.57%	76		0	Y		N	10/2025	90+ Days	\$50.00
Exc Award (06/30/2024)																
10333	GREENFIELD	09/10/1957	Active	6	0	0	0.00%	6		30	Y	10	R	07/2025		
10334	HALES CORNERS	10/16/1956	Active	51	1	5	-7.27%	52	24	0	Y		R	10/2025		
Exc Award (06/30/2016, 06/30/2017, 06/30/2018, 06/30/2023)																
35542	JEFFERSON	05/15/1978	Active	22	1	0	4.76%	21		0	Y		N	10/2025		
Exc Award (06/30/2018, 06/30/2023)																
10336	KENOSHA GREATER	10/12/1967	Active	14	0	0	0.00%	14		12	Y	3		11/2022		
10335	KENOSHA NOON	12/28/1948	Active	18	4	1	20.00%	13	22	1	Y	2	R	07/2025		
Exc Award (06/30/2023)																
10338	LAKE GENEVA	03/30/1937	Active	75	1	0	1.35%	73		4	Y		N	12/2022		
10339	LAKE MILLS	02/17/1970	Status Quo(2)	12	0	0	0.00%	12		26	Y	4		01/2023		
45772	MILWAUKEE BAY VIEW	02/10/1986	Active	16	0	0	0.00%	15		4	Y	2	N	07/2025		
133199	Milwaukee Greater	11/21/2017	Active(1)	8	0	0	0.00%	9		4	Y	6		07/2025		
10342	MUKWONAGO	12/04/1960	Active	41	2	0	5.13%	38		0	Y	2	N	11/2025		
Exc Award (06/30/2022)																
10343	MUSKEGO	02/16/1950	Active	46	2	2	0.00%	47	5	1	Y		N	08/2025	\$2,020.00	
Exc Award (06/30/2016, 06/30/2017, 06/30/2024)																
10344	NEW BERLIN	04/19/1950	Active	54	0	6	-10.00%	57	10	1	Y		N	11/2025	\$220.00	
Exc Award (06/30/2016, 06/30/2017)																
10345	NORTH PRAIRIE	05/26/1950	Active	20	0	0	0.00%	19		5	Y	2	R	04/2024		
10346	OAK CREEK	06/10/1958	Active	143	13	29	-10.06%	154	3	0	Y		N	09/2025		
Exc Award (06/30/2016, 06/30/2017, 06/30/2018, 06/30/2021, 06/30/2022, 06/30/2023, 06/30/2024)																
56797	PADDOCK LAKE	04/13/1995	Active	20	0	3	-13.04%	23	5	0	Y		N	06/2025		
Exc Award (06/30/2016, 06/30/2018, 06/30/2024)																
40862	PALMYRA	02/22/1982	Active	31	2	0	6.90%	28		0	Y		R	09/2025		
10347	PROSPECT	02/10/1950	Active	38	3	0	8.57%	39		2	Y	2	R	06/2025		
10348	RACINE	11/25/1929	Active	15	0	0	0.00%	16		3	Y		IP	03/2024		



Club Health Assessment for District 27 A1 through November 2025

			Status	Membership						Reports				Finance		LCIF
Club Number	Club Name	Charter Date	Times in Status Quo in Past 2 Years	Current Member Count **	YTD Members Added	YTD Members Dropped	YTD Net Growth***	Member Count 1 Year Ago	Dropped Members Avg.Length of Service	Months Since Membership Update	Current Officers Reported ****	Current President Repeated Term	VP Reported *****	Last Date Reported Service (mm/yyyy)	Account Balance	YTD Donations
39525	SHARON	03/18/1981	Active	22	0	5	-18.52%	30	4	1	Y	2	R	07/2025		\$1,660.00
	Exc Award (06/30/2018, 06/30/2022, 06/30/2024)															
10350	SOUTH MILWAUKEE	09/13/1937	Active	59	1	0	1.72%	63		2	Y		N	10/2025		\$550.00
	Exc Award (06/30/2016, 06/30/2018, 06/30/2019, 06/30/2021, 06/30/2022, 06/30/2023)															
10349	ST FRANCIS	04/14/1970	Active	20	1	2	-4.76%	23	7	2	Y		R	09/2024		
10352	TICHIGAN LAKE L C	02/20/1969	Active	125	3	0	2.46%	127		0	Y		R	11/2025		
	Exc Award (06/30/2016, 06/30/2017, 06/30/2018, 06/30/2019, 06/30/2022, 06/30/2023)															
10353	UNION GROVE	02/22/1949	Active	40	0	0	0.00%	35		1	Y	2	N	02/2025		\$500.00
10354	WALES GENESEE	03/06/1973	Active	32	3	0	10.34%	33		2	Y		N	10/2025		
	Exc Award (06/30/2018)															
10355	WATERFORD	11/06/1960	Active	70	2	8	-7.89%	65	9	0	Y		N	10/2025		\$205.00
	Exc Award (06/30/2022, 06/30/2025)															
10356	WAUKESHA	09/28/1937	Active	37	0	3	-7.50%	37	24	0	Y			08/2025		
10358	WEST ALLIS	01/14/1938	Active	23	5	1	21.05%	23	13	0	Y		N	11/2025		\$20.00
	Exc Award (06/30/2016)															
31429	WEST ALLIS CENTRAL	12/08/1975	Active	8	0	0	0.00%	11		4	Y		IP	04/2024		
	Exc Award (06/30/2018, 06/30/2024)															
10359	WEST MILWAUKEE	10/28/1937	Active	14	0	0	0.00%	14		6	Y	14	R	06/2025		
10361	WHITEWATER	02/17/1939	Active	37	8	0	27.59%	30		1	Y		N	11/2025		\$20.00
10362	WILLIAMS BAY	08/08/1946	Active	60	5	1	7.14%	58	11	2	Y		N	05/2025		
	Exc Award (06/30/2016, 06/30/2022)															
148184	Williams Bay Lioness	09/07/2021	Active	16	0	0	0.00%	19		6	Y		N	08/2025		\$110.00
10363	WIND LAKE	03/22/1966	Active	17	0	0	0.00%	20		5	Y		R	06/2025		

Current Total Clubs Count	YTD New Clubs Count	YTD Cancelled Clubs Count	YTD Net Club Gain	Current Total Members Count	YTD Add	YTD Drop	YTD Net Growth	YTD Net Growth %	Member Count 12 Months Ago	Average Member Count Per Club	% of Clubs with less than 20 members	% No Officer Report in 12 Months	% of Clubs with balance 90+ days	Number of Clubs in Status Quo	% Status Quo Clubs in Financial Suspension	Number of Cancelled Clubs	Average Cancelled Club Age	Members Lost Due to Cancellation	% of Clubs Cancelled for Non-Financial Reasons
52	0	0	0	1,930	86	83	3	0.16%	1,944	37	29%	0%	2%	1	100%	0	0	0	0%



Club Health Assessment for District 27 A1 through November 2025

			Status	Membership					Reports				Finance	LCIF		
Club Number	Club Name	Charter Date	Times in Status Quo in Past 2 Years	Current Member Count **	YTD Members Added	YTD Members Dropped	YTD Net Growth% ***	Member Count 1 Year Ago	Dropped Members Avg.Length of Service	Months Since Membership Update	Current Officers Reported ****	Current President Repeated Term	VP Reported *****	Last Date Reported Service (mm/yyyy)	Account Balance	YTD Donations

* - P - Priority Club. Cancellation Reasons: 1-Objectives/conduct, 2-Non-active club, 5-Non-existing club, 6-Disbanding, 7-Merger, 8-Financial Suspension, 9-District/Multiple District Dues.

** Red denotes below 15 active members.

*** Red denotes 20% + loss.

**** Y - all 3 (President, Secretary, Treasurer) club officers reported, N - not all 3 reported.

***** Abbreviation: N-New, IP-Immediate Past, R-Repeat.




Club Health Assessment for District 27 A2 through November 2025

			Status	Membership						Reports				Finance	LCIF	
Club Number	Club Name	Charter Date	Times in Status Quo in Past 2 Years	Current Member Count **	YTD Members Added	YTD Members Dropped	YTD Net Growth% ***	Member Count 1 Year Ago	Dropped Members Avg.Length of Service	Months Since Membership Update	Current Officers Reported ****	Current President Repeated Term	VP Reported *****	Last Date Reported Service (mm/yyyy)	Account Balance	YTD Donations
Clubs more than two years old																
40746	ALLENTON	01/08/1982	Active	50	2	2	0.00%	46	22	0	Y	2	R	10/2025	90+ Days	
36313	ASHIPPUN	12/21/1978	Active	30	2	1	3.45%	30	18	2	Y		N	11/2025		
Exc Award (06/30/2023, 06/30/2024)																
10365	BEAVER DAM	06/24/1953	Active	38	8	2	18.75%	32	40	1	Y		N	11/2025		
Exc Award (06/30/2022)																
10366	BELGIUM	03/16/1953	Active	38	0	1	-2.56%	36	26	3	Y			03/2025		
10369	BROWNSVILLE	04/13/1965	Active(1)	19	0	0	0.00%	19		0	Y	6	N	06/2025		
10371	CEDARBURG	07/29/1946	Active	96	8	4	4.35%	88	15	0	Y		N	10/2025		
44717	CLYMAN	03/18/1985	Active	25	0	0	0.00%	24		6	Y	9	R	04/2025		
46819	COLUMBUS	01/31/1987	Active	25	0	3	-10.71%	30	6	2	Y			04/2025		
Exc Award (06/30/2023, 06/30/2024)																
10372	DELAFIELD SUMMIT	07/28/1954	Active	36	1	0	2.86%	34		4	Y		N	03/2025		
10374	FREDONIA	09/12/1973	Active	45	2	1	2.27%	42	47	0	Y		R	11/2025		
137629	Glendale	04/22/2019	Active	9	0	1	-10.00%	10	6	2	Y		N	05/2025		
10377	GRAFTON	06/24/1946	Active	105	12	5	7.14%	92	9	0	Y		N	11/2025		
Exc Award (06/30/2019, 06/30/2024)																
10378	HARTFORD	01/27/1939	Active	73	3	0	4.29%	63		2	Y			10/2025		
43615	HORICON	03/05/1984	Active	16	0	1	-5.88%	17	12	4	Y		N	11/2025		
10380	HUSTISFORD	07/12/1951	Active	24	0	0	0.00%	22		5	Y		N	12/2024		
10381	IRON RIDGE	03/08/1973	Active(1)	8	0	2	-20.00%	10	8	0	Y	15	R	11/2025		
10382	JUNEAU	05/18/1939	Active	34	0	0	0.00%	32		2	Y		N	10/2025		
Exc Award (06/30/2025)																
10383	KEWASKUM	05/20/1970	Active(1)	15	0	0	0.00%	15		42	N	6		01/2024		
10387	LANNON FALLS	07/01/1946	Active	21	2	2	0.00%	21	4	3	Y	2	R	10/2025		
42174	LEBANON	01/31/1983	Active	21	0	0	0.00%	21		7	N		N	12/2024		
10385	LOMIRA	09/26/1944	Active	40	1	3	-4.76%	47	37	0	N		N	09/2025		
10386	MAYVILLE	01/26/1954	Active	21	0	0	0.00%	21		10	Y	2	R	12/2024		
154796	Milwaukee Suburban	06/20/2023	Active	25	0	0	0.00%	25		5	Y		R	06/2025		



Club Health Assessment for District 27 A2 through November 2025

			Status	Membership					Reports					Finance	LCIF	
Club Number	Club Name	Charter Date	Times in Status Quo in Past 2 Years	Current Member Count **	YTD Members Added	YTD Members Dropped	YTD Net Growth***	Member Count 1 Year Ago	Dropped Members Avg.Length of Service	Months Since Membership Update	Current Officers Reported ****	Current President Repeated Term	VP Reported *****	Last Date Reported Service (mm/yyyy)	Account Balance	YTD Donations
65346	NEOSHO-RUBICON	05/15/2002	Active	12	1	0	9.09%	11		4	Y	2		09/2024		\$1,000.00
45671	NEWBURG	01/31/1986	Active	12	2	0	20.00%	9		2	N			06/2025		
10392	OCONOMOWOC	10/26/1938	Active	32	0	0	0.00%	30		8	Y	2	R	05/2025		
10393	OKAUCHEE	04/14/1950	Active	37	2	0	5.71%	35		2	Y	4	R	06/2025		
Exc Award (06/30/2018, 06/30/2023, 06/30/2025)																\$750.00
10395	PORT WASHINGTON	01/20/1971	Active	59	2	2	0.00%	59	15	1	Y		N	01/2025		
10396	RICHFIELD	01/16/1950	Active	56	0	0	0.00%	54		0	Y	4	R	11/2025		
Exc Award (06/30/2024)																
60177	SAUKVILLE	12/15/1997	Active	20	0	0	0.00%	20		4	Y		N	09/2024	90+ Days	
10379	STONE BANK	11/18/1931	Active	10	2	1	11.11%	8	0	2	Y		R	12/2024		
10398	SUSSEX	02/02/1939	Active	65	3	2	1.56%	63	4	0	Y		N	03/2025		
32003	THERESA	04/12/1976	Active	35	0	0	0.00%	35		14	Y	2		12/2024		
10399	THIENSVILLE MEQUON	04/13/1950	Active	49	2	1	2.08%	46	18	0	Y		N	11/2025		
Exc Award (06/30/2025)																
10401	WATERTOWN	03/28/1930	Active	39	0	1	-2.50%	41	9	0	Y			07/2024		
10402	WAUPUN	11/28/1962	Active	24	0	0	0.00%	23		1	Y	2	R	11/2024		
10403	WAUWATOSA	04/05/1938	Active	13	0	2	-13.33%	15	15	3	Y	2		01/2025		
10405	WEST BEND	07/19/1960	Active	23	0	2	-8.00%	25	20	1	Y	7	N	02/2025		

Clubs Cancelled Previous Fiscal Year – Clubs Cancelled within last 12 months may be reinstated

Club Number	Club Name	Charter Date	Current Status*	Cancellation Date
78437	WEST BEND LIONESS	03/05/2004	Cancelled(6*)	12/30/2024

Current Total Clubs Count	YTD New Clubs Count	YTD Cancelled Clubs Count	YTD Net Club Gain	Current Total Members Count	YTD Add	YTD Drop	YTD Net Growth	YTD Net Growth %	Member Count 12 Months Ago	Average Member Count Per Club	% of Clubs with less than 20 members	% No Officer Report in 12 Months	% of Clubs with balance 90+ days	Number of Clubs in Status Quo	% Status Quo Clubs in Financial Suspension	Number of Cancelled Clubs	Average Cancelled Club Age	Members Lost Due to Cancellation	% of Clubs Cancelled for Non-Financial Reasons
38	0	0	0	1,300	55	39	16	1.25%	1,251	34	24%	0%	5%	0	0%	0	0	0	0%



Club Health Assessment for District 27 A2 through November 2025

			Status	Membership					Reports				Finance	LCIF		
Club Number	Club Name	Charter Date	Times in Status Quo in Past 2 Years	Current Member Count **	YTD Members Added	YTD Members Dropped	YTD Net Growth% ***	Member Count 1 Year Ago	Dropped Members Avg.Length of Service	Months Since Membership Update	Current Officers Reported ****	Current President Repeated Term	VP Reported *****	Last Date Reported Service (mm/yyyy)	Account Balance	YTD Donations

* - P - Priority Club. Cancellation Reasons: 1-Objectives/conduct, 2-Non-active club, 5-Non-existing club, 6-Disbanding, 7-Merger, 8-Financial Suspension, 9-District/Multiple District Dues.

** Red denotes below 15 active members.

*** Red denotes 20% + loss.

**** Y - all 3 (President, Secretary, Treasurer) club officers reported, N - not all 3 reported.

***** Abbreviation: N-New, IP-Immediate Past, R-Repeat.




Club Health Assessment for District 27 B1 through November 2025

			Status	Membership					Reports					Finance	LCIF	
Club Number	Club Name	Charter Date	Times in Status Quo in Past 2 Years	Current Member Count **	YTD Members Added	YTD Members Dropped	YTD Net Growth% ***	Member Count 1 Year Ago	Dropped Members Avg.Length of Service	Months Since Membership Update	Current Officers Reported ****	Current President Repeated Term	VP Reported *****	Last Date Reported Service (mm/yyyy)	Account Balance	YTD Donations
Clubs more than two years old																
30502	ADELL	04/07/1975	Active	8	0	0	0.00%	8		21	Y	5	R	08/2025		
	Exc Award (06/30/2023)															
36105	AMSTERDAM L C	10/03/1978	Active	10	0	0	0.00%	10		13	Y	9	R	10/2025		
10407	APPLETON EVENING	12/03/1963	Active	9	1	0	12.50%	8		3	Y		IP	09/2025	90+ Days	
	Exc Award (06/30/2023)															
10406	APPLETON NOON	03/01/1922	Active	45	2	3	-2.17%	46	5	0	Y		N	11/2025		\$1,040.00
	Exc Award (06/30/2016, 06/30/2023)															
10408	BERLIN	06/13/1940	Active	28	2	1	3.70%	25	1	1	Y	2	R	11/2025		\$100.00
65278	BRANDON	04/26/2002	Active	7	0	0	0.00%	7		10	Y	3	R	08/2025		
	Exc Award (06/30/2020, 06/30/2021)															
10410	BRILLION	06/10/1929	Active	22	1	0	4.76%	22		3	Y		N	11/2025	90+ Days	
	Exc Award (06/30/2023)															
31742	BUTTE DES MORTS	02/27/1976	Active	19	0	0	0.00%	19		6	Y	2		08/2025		
10411	CAMPBELLSPORT	07/23/1931	Active	36	0	3	-7.69%	45	16	2	Y		N	09/2025		
32208	CASCADE	05/12/1976	Active	19	0	0	0.00%	20		5	Y	6	R	07/2024		
10412	CHILTON	02/12/1973	Active	42	2	0	5.00%	41		2	Y		N	10/2025	90+ Days	
	Exc Award (06/30/2024)															
10413	CLEVELAND	06/04/1963	Active	32	2	0	6.67%	31		0	Y	2	R	11/2025		
	Exc Award (06/30/2024)															
10414	COLOMA	05/30/1972	Active	33	0	0	0.00%	27		1	Y		N	11/2025		
31743	EDEN	02/24/1976	Active	32	2	0	6.67%	43		4	Y	2	R	09/2025		
45322	ELDORADO	08/26/1985	Active	27	1	0	3.85%	24		4	Y		N	11/2025	90+ Days	
10415	ELKHART LAKE	06/14/1971	Active	41	2	3	-2.38%	45	25	1	Y		N	11/2025		\$2,005.00
10416	ENDEAVOR	10/26/1955	Active	21	2	0	10.53%	21		0	Y			11/2025		\$40.00
10417	Fairwater	01/06/1964	Active(1)	7	0	0	0.00%	0		5	Y			10/2025		\$270.00
	Exc Award (06/30/2017)															
10419	FOND DU LAC EVENING	06/05/1973	Active	23	0	0	0.00%	22		3	Y		IP	11/2025		\$20.00
	Exc Award (06/30/2025)															
10420	FRANCIS CREEK	08/15/1962	Active	24	0	1	-4.00%	21	37	2	Y		N	11/2025	90+ Days	\$420.00
	Exc Award (06/30/2023, 06/30/2025)															



Club Health Assessment for District 27 B1 through November 2025

			Status	Membership						Reports				Finance	LCIF	
Club Number	Club Name	Charter Date	Times in Status Quo in Past 2 Years	Current Member Count **	YTD Members Added	YTD Members Dropped	YTD Net Growth% ***	Member Count 1 Year Ago	Dropped Members Avg.Length of Service	Months Since Membership Update	Current Officers Reported ****	Current President Repeated Term	VP Reported *****	Last Date Reported Service (mm/yyyy)	Account Balance	YTD Donations
10422	HANCOCK	10/26/1970	Active	14	0	0	0.00%	13		6	Y	3	R	10/2025	90+ Days	
10423	HILBERT	01/04/1974	Active	26	4	0	18.18%	22		0	Y		N	11/2025		
	Exc Award (06/30/2023)															
10424	HOWARDS GROVE	06/27/1973	Active	16	0	0	0.00%	12		5	Y	2	N	10/2025		\$10.00
	Exc Award (06/30/2025)															
10425	KIEL	05/11/1966	Active	30	0	0	0.00%	37		1	Y	2	R	10/2025		\$10.00
	Exc Award (06/30/2023)															
10426	KINGSTON	02/07/1963	Active	26	0	0	0.00%	28		6	Y	3	R	10/2025		
29208	LARSEN-WINCHESTER	04/30/1974	Active	72	3	2	1.41%	66	15	0	Y		N	11/2025		\$1,000.00
	Exc Award (06/30/2023, 06/30/2024, 06/30/2025)															
10428	MANITOWOC	01/10/1922	Active	33	3	0	10.00%	31		1	Y		N	10/2025	\$10.00	
	Exc Award (06/30/2021, 06/30/2023)															
10429	MARIBEL	01/21/1965	Active	28	0	0	0.00%	26		8	Y		N	10/2025		
10430	MARKESAN	08/23/1965	Active	9	0	0	0.00%	15		6	N	2		09/2025		
	Exc Award (06/30/2018, 06/30/2019, 06/30/2020)															
154429	Markesan Grand River	06/02/2023	Active(1)	12	1	0	9.09%	25		3	Y	2	R	11/2025	\$300.00	
	Exc Award (06/30/2023)															
10432	MISHICOT	01/09/1946	Active	27	1	0	3.85%	26		3	Y	2	R	10/2025	\$20.00	
	Exc Award (06/30/2022, 06/30/2024)															
10434	MONTELLO	12/03/1964	Active	19	0	0	0.00%	19		1	Y	2	R	11/2025	\$1,000.00	
	Exc Award (06/30/2023)															
10435	NEENAH	03/23/1936	Active	10	0	0	0.00%	12		5	Y		N	04/2025	\$250.00	
29107	NESHKORO	04/17/1974	Active	42	4	0	10.53%	38		1	Y		N	10/2025		
10436	NEW HOLSTEIN	04/09/1970	Active	48	0	0	0.00%	51		7	Y		N	11/2025	\$65.00	
31249	NEWTON	10/23/1975	Active	13	0	1	-7.14%	13	49	4	Y		IP	08/2025	90+ Days	
	Exc Award (06/30/2023)															
10437	OAKFIELD	12/06/1966	Active	32	2	1	3.23%	31	40	4	Y	2	R	11/2025	90+ Days	
10545	OXFORD	06/13/1955	Active	40	0	0	0.00%	38		3	Y		R	11/2025		
39867	PICKETT	05/13/1981	Active	27	0	3	-10.00%	31	10	4	Y		N	09/2025		
	Exc Award (06/30/2023)															




Club Health Assessment for District 27 B1 through November 2025

			Status	Membership						Reports				Finance	LCIF	
Club Number	Club Name	Charter Date	Times in Status Quo in Past 2 Years	Current Member Count **	YTD Members Added	YTD Members Dropped	YTD Net Growth% ***	Member Count 1 Year Ago	Dropped Members Avg.Length of Service	Months Since Membership Update	Current Officers Reported ****	Current President Repeated Term	VP Reported *****	Last Date Reported Service (mm/yyyy)	Account Balance	YTD Donations
10440	PLAINFIELD	02/25/1957	Active	15	0	0	0.00%	16		1	Y	2	R	10/2025	90+ Days	\$100.00
10441	PLYMOUTH	04/02/1964	Active	63	1	1	0.00%	67	19	0	Y		N	11/2025		
Exc Award (06/30/2023)																
118172	POY SIPPI	10/30/2012	Active	11	0	1	-8.33%	15	13	0	Y		N	11/2025		
10443	PRINCETON	11/22/1949	Active	23	0	0	0.00%	25		10	Y		N	10/2025		
10444	RANDOM LAKE	12/12/1951	Active	16	0	0	0.00%	18		8	Y	6	R	10/2025		
10445	RED GRANITE	07/12/1955	Active	5	0	0	0.00%	9		7	Y	9	R	04/2025		
10446	REEDSVILLE	09/02/1938	Status Quo(1)	9	0	0	0.00%	9		5	N	2	N	10/2025		
10447	RIPON	12/07/1955	Active	16	0	0	0.00%	14		7	Y	3		11/2025		
Exc Award (06/30/2025)																
10448	ROSENDALE	01/15/1968	Active	33	1	2	-2.94%	37	26	3	Y	4	R	10/2025	90+ Days	\$270.00
10450	SHEBOYGAN EVENING	01/30/1922	Active	18	0	0	0.00%	16		5	Y		N	11/2025		
Exc Award (06/30/2016, 06/30/2023, 06/30/2025)																
10451	SHEBOYGAN FALLS	09/16/1952	Active	45	0	6	-11.76%	54	22	0	Y			11/2025		
Exc Award (06/30/2023, 06/30/2024)																
10452	SHEBOYGAN NOON	11/12/1968	Active	39	1	0	2.63%	33		2	Y	2	N	10/2025		
Exc Award (06/30/2022, 06/30/2023, 06/30/2025)																
10453	SHERWOOD	04/17/1968	Active	52	2	6	-7.14%	54	28	2	Y		N	11/2025		
Exc Award (06/30/2023)																
10449	ST NAZIANZ	06/11/1952	Active	18	0	0	0.00%	18		6	Y	3	R	10/2025		
32926	ST PETER	11/04/1976	Active	62	0	0	0.00%	63		1	Y		N	10/2025	90+ Days	\$20.00
Exc Award (06/30/2023)																
29108	STOCKBRIDGE	04/03/1974	Active	40	1	0	2.56%	38		4	Y		N	10/2025		
Exc Award (06/30/2023)																
67478	TOWN OF SHEBOYGAN	03/18/2003	Active	33	2	1	3.13%	34	4	1	Y	2		11/2025		
Exc Award (06/30/2021, 06/30/2022, 06/30/2023)																
10455	VALDERS	09/14/1938	Active	30	2	1	3.45%	27	23	2	Y	2	R	11/2025		
Exc Award (06/30/2022, 06/30/2024)																
33832	VAN DYNE	05/06/1977	Active	82	11	0	15.49%	71		0	Y	2	N	10/2025		



Club Health Assessment for District 27 B1 through November 2025

						Status		Membership					Reports				Finance		LCIF	
						Times in Status Quo in Past 2 Years	Current Member Count **	YTD Members Added	YTD Members Dropped	YTD Net Growth***	Member Count 1 Year Ago	Dropped Members Avg.Length of Service	Months Since Membership Update	Current Officers Reported ****	Current President Repeated Term	VP Reported *****	Last Date Reported Service (mm/yyyy)	Account Balance	YTD Donations	
45879	Exc Award (06/30/2017, 06/30/2019, 06/30/2021, 06/30/2023)					03/24/1986	Active	17	1	0	6.25%	15		4	Y	4	R	11/2025		
10457	WAYSIDE MORRISON					03/09/1951	Active	27	0	0	0.00%	29		7	Y		N	11/2025		
10458	Exc Award (06/30/2023)					03/06/1969	Active	36	4	1	9.09%	33	33	0	Y		R	11/2025		
	WESTFIELD																			
10459	WHITELAW					04/12/1965	Active	18	0	0	0.00%	19		6	Y	2	N	10/2025		
10460	Exc Award (06/30/2023)					11/24/1952	Active	32	5	1	14.29%	31	20	1	Y		IP	11/2025		
10461	WINNEBAGO EAST SHORE					01/11/1961	Active	58	0	3	-4.92%	60	56	0	Y		N	09/2025		\$5.00
Exc Award (06/30/2023)																				
Current Total Clubs Count	YTD New Clubs Count	YTD Cancelled Clubs Count	YTD Net Club Gain	Current Total Members Count	YTD Add	YTD Drop	YTD Net Growth %	Member Count 12 Months Ago	Average Member Count Per Club	% of Clubs with less than 20 members	% No Officer Report in 12 Months	% of Clubs with balance 90+ days	Number of Clubs in Status Quo	% Status Quo Clubs in Financial Suspension	Number of Cancelled Clubs	Average Cancelled Club Age	Members Lost Due to Cancellation	% of Clubs Cancelled for Non-Financial Reasons		
64	0	0	0	1,807	66	41	25	1.40%	1,824	28	38%	0%	17%	1	100%	0	0	0	0%	

* - P - Priority Club. Cancellation Reasons: 1-Objectives/conduct, 2-Non-active club, 5-Non-existing club, 6-Disbanding, 7-Merger, 8-Financial Suspension, 9-District/Multiple District Dues.

** Red denotes below 15 active members.

*** Red denotes 20% + loss.

**** Y - all 3 (President, Secretary, Treasurer) club officers reported, N - not all 3 reported.

***** Abbreviation: N-New, IP-Immediate Past, R-Repeat.




Club Health Assessment for District 27 B2 through November 2025

			Status	Membership					Reports				Finance		LCIF	
Club Number	Club Name	Charter Date	Times in Status Quo in Past 2 Years	Current Member Count **	YTD Members Added	YTD Members Dropped	YTD Net Growth% ***	Member Count 1 Year Ago	Dropped Members Avg.Length of Service	Months Since Membership Update	Current Officers Reported ****	Current President Repeated Term	VP Reported *****	Last Date Reported Service (mm/yyyy)	Account Balance	YTD Donations
Clubs more than two years old																
10462	ALGOMA	10/27/1952	Active	23	0	0	0.00%	23		7	Y	3	R	11/2025		
	Exc Award (06/30/2024)															
126768	ALLOUEZ	02/23/2016	Active	13	0	1	-7.14%	12	10	2	Y	2	R	10/2025		\$200.00
	Exc Award (06/30/2025)															
10463	ANTIGO	11/13/1948	Active	16	0	2	-11.11%	19	13	0	Y			04/2025		\$250.00
30234	ASHWAUBENON	02/17/1975	Active	20	0	0	0.00%	21		5	Y	2	R	11/2025		
10465	BEAR CREEK	03/06/1973	Active	69	0	0	0.00%	73		5	Y		N	11/2025		\$1,000.00
56505	BELLEVUE	02/03/1995	Active	39	0	2	-4.88%	35	8	0	Y	2	R	11/2025		\$60.00
	Exc Award (06/30/2023, 06/30/2025)															
10466	BIRNAMWOOD	01/28/1931	Active	16	0	0	0.00%	13		6	Y	2	R	11/2025	90+ Days	\$500.00
10468	BONDUEL	11/16/1950	Active	26	0	1	-3.70%	26	29	1	Y		N	09/2025		
10469	BRUSSELS	03/31/1960	Active	49	3	3	0.00%	48	5	0	Y		N	11/2025		
	Exc Award (06/30/2018, 06/30/2020, 06/30/2022, 06/30/2023)															
46999	CAROLINE	03/02/1987	Active	49	1	0	2.08%	50		2	Y		N	10/2025		
30503	CASCO	04/10/1975	Active	40	0	0	0.00%	40		7	N			06/2025		
10471	CLINTONVILLE	07/23/1924	Active	15	0	0	0.00%	16		5	N	4	R	05/2025		
10472	COLEMAN POUND	09/12/1951	Active	28	0	0	0.00%	28		3	N	None		04/2019		
10473	CRANDON	02/18/1946	Active	7	0	0	0.00%	9		8	N	None		11/2020		
10474	CRIVITZ	02/27/1951	Active	24	1	0	4.35%	23		3	Y	2	R	06/2024		
10476	DE PERE	03/25/1969	Active	14	0	0	0.00%	15		6	Y	3		11/2025		
10475	DENMARK	11/17/1955	Active	53	1	5	-7.02%	62	15	3	Y	2		11/2025		\$1,530.00
	Exc Award (06/30/2023)															
10477	DYCKESVILLE	05/27/1970	Active	26	0	2	-7.14%	27	5	2	Y	4	N	11/2025		\$1,000.00
10478	EGG HARBOR	10/25/1956	Active	10	0	0	0.00%	10		2	Y	15	R	11/2025		
64477	EMBARRASS RIVER	06/30/2001	Active	14	0	0	0.00%	14		5	Y		N	06/2025		
10480	FORESTVILLE MAPLEWOOD	03/26/1963	Active	19	0	1	-5.00%	21	36	0	Y	8		11/2025		\$1,000.00
	Exc Award (06/30/2022)															
57639	FOX RIVER	12/18/1995	Active	12	1	0	9.09%	11		2	Y	2		11/2025		



Club Health Assessment for District 27 B2 through November 2025

			Status	Membership					Reports				Finance	LCIF		
Club Number	Club Name	Charter Date	Times in Status Quo in Past 2 Years	Current Member Count **	YTD Members Added	YTD Members Dropped	YTD Net Growth% ***	Member Count 1 Year Ago	Dropped Members Avg.Length of Service	Months Since Membership Update	Current Officers Reported ****	Current President Repeated Term	VP Reported *****	Last Date Reported Service (mm/yyyy)	Account Balance	YTD Donations
32794	FREEDOM	10/14/1976	Active	60	0	0	0.00%	65		0	Y		N	12/2023		
10481	GILLETT	02/09/1951	Active	17	0	0	0.00%	17		6	Y	9	R	06/2024		
47139	GOODMAN ARMSTRONG CREEK	04/01/1987	Active	31	5	1	14.81%	24	6	2	Y	10	R	12/2024		\$100.00
34087	GRAND CHUTE L C	06/20/1977	Active	62	3	2	1.64%	66	17	0	Y		N	10/2025		\$510.00
	Exc Award (06/30/2023, 06/30/2024)															
10486	GREENVILLE	09/17/1973	Active	92	7	2	5.75%	88	2	0	Y		N	11/2025	90+ Days	
	Exc Award (06/30/2024)															
145594	Greenville Lioness	06/11/2021	Active	63	11	1	18.87%	56	2	0	Y		N	11/2025		
	Exc Award (06/30/2022, 06/30/2023)															
10487	GRESHAM	03/11/1953	Active	24	0	0	0.00%	26		5	Y		N	07/2025		\$200.00
133949	Heart of the Valley	04/24/2018	Active	18	0	1	-5.26%	17	7	4	N		N	06/2025		
	Exc Award (06/30/2019)															
10488	HORTONVILLE	11/01/1963	Active	34	0	0	0.00%	34		7	N			12/2022		
33310	HOWARD-SUAMICO L C	02/18/1977	Active	35	0	0	0.00%	35		2	Y		N	11/2025		\$500.00
	Exc Award (06/30/2024)															
10489	HY LAND LAKES L C	11/19/1964	Active	9	0	0	0.00%	9		29	Y	2	R	03/2025		\$10.00
10490	IOLA	11/30/1948	Active	50	3	1	4.17%	51	2	4	Y		N	06/2025	90+ Days	
10491	KAUKAUNA	05/12/1936	Active	70	2	1	1.45%	73	26	0	Y		N	11/2025		
10492	KEWAUNEE	04/28/1953	Active	23	1	0	4.55%	18		1	Y		N	08/2025		\$500.00
	Exc Award (06/30/2025)															
10493	LAONA	03/02/1951	Active	18	0	0	0.00%	18		12	Y	4	R	08/2023	90+ Days	
10494	LENA	03/24/1971	Active	24	0	0	0.00%	28		3	N		R	05/2023		
44825	LUXEMBURG	04/05/1985	Active	21	1	0	5.00%	22		4	Y	5	R	09/2024	90+ Days	
10496	MANAWA	06/28/1929	Active	35	2	0	6.06%	33		0	Y		N	11/2025		\$845.00
	Exc Award (06/30/2023)															
10497	MARINETTE	01/20/1930	Active	25	0	0	0.00%	25		6	Y		N	04/2025		
10498	MARION	04/10/1962	Active	30	0	1	-3.23%	29	46	1	Y		N	12/2024		
10495	MC CASLIN L C	01/09/1973	Active	47	5	7	-4.08%	49	15	3	Y	2	R	10/2025		\$1,100.00
10499	MEDINA DALE READFIELD	08/16/1966	Active	19	0	0	0.00%	19		17	Y		N	03/2023		
58322	MOUNTAIN CROOKED LAKE	05/24/1996	Active	38	1	2	-2.56%	40	2	1	Y		N	11/2025		



Club Health Assessment for District 27 B2 through November 2025

			Status	Membership						Reports				Finance		LCIF
Club Number	Club Name	Charter Date	Times in Status Quo in Past 2 Years	Current Member Count **	YTD Members Added	YTD Members Dropped	YTD Net Growth% ***	Member Count 1 Year Ago	Dropped Members Avg.Length of Service	Months Since Membership Update	Current Officers Reported ****	Current President Repeated Term	VP Reported *****	Last Date Reported Service (mm/yyyy)	Account Balance	YTD Donations
10500	NEW LONDON	01/22/1924	Active	28	2	1	3.70%	27	35	2	Y		N	11/2025		
	Exc Award (06/30/2024)															
10501	NIAGARA	11/15/1966	Active	49	3	0	6.52%	48		2	Y	4	R	11/2025		\$500.00
	Exc Award (06/30/2019)															
10502	OCONTO	06/07/1954	Active	15	0	0	0.00%	15		5	Y	3	R	10/2025		
43865	OCONTO FALLS	05/18/1984	Active	31	0	0	0.00%	31		1	Y	2	R	11/2025		\$10.00
145597	Oconto Falls Lioness	03/17/2021	Active	23	3	1	9.52%	22	4	1	Y	3		10/2025		
46820	PEARSON-PICKEREL	01/27/1987	Active	23	0	0	0.00%	23		7	Y		R	01/2025		\$1,000.00
10503	PESHTIGO	10/28/1937	Active	39	1	0	2.63%	39		1	Y	2	R	11/2025		\$500.00
10504	PULASKI	09/26/1967	Active	22	3	0	15.79%	27		2	Y		N	07/2025		
10505	SEYMOUR	03/19/1963	Active	52	0	1	-1.89%	53	44	3	Y		N	06/2025		
10507	SHAWANO LAKE	04/14/1964	Active	23	3	2	4.55%	22	1	1	Y		N	03/2025		\$500.00
10508	SHIOCTON	05/16/1966	Active	27	0	1	-3.57%	23	3	0	Y	2	R	10/2025		\$280.00
	Exc Award (06/30/2024, 06/30/2025)															
10509	SISTER BAY	05/14/1952	Active	51	3	5	-3.77%	50	15	0	Y		N	11/2025		
10510	STURGEON BAY	05/17/1929	Active	39	1	4	-7.14%	38	9	0	Y		N	11/2025		
	Exc Award (06/30/2023)															
28224	SURING	03/28/1974	Active	16	0	0	0.00%	15		7	Y	11	R	05/2025		
10511	TIGERTON	08/17/1948	Active	17	0	1	-5.56%	19	23	0	Y		N	11/2025		
10512	WABENO	12/07/1928	Active	51	3	8	-8.93%	60	15	0	Y		N	12/2024		
10513	WASHINGTON ISLAND	01/29/1935	Active	58	3	3	0.00%	58	11	0	Y	2	R	11/2025		
10514	WAUPACA	03/30/1925	Active	27	1	0	3.85%	26		0	Y	2	R	11/2025		\$4,500.00
10515	WAUSAUKEE	09/04/1958	Active	23	0	0	0.00%	25		5	Y	3	N	02/2025		
10516	WEYAUWEGA FREMONT	04/02/1928	Active	6	0	0	0.00%	6		33	N	None		01/2023		
10518	WITTENBERG	01/24/1951	Active	16	1	0	6.67%	13		3	Y			11/2025	90+ Days	

Clubs Cancelled Previous Fiscal Year – Clubs Cancelled within last 12 months may be reinstated

Club Number	Club Name	Charter Date	Current Status*	Cancellation Date
10467	BLACK CREEK	12/13/1967	Cancelled(6*)	06/29/2025



Club Health Assessment for District 27 B2 through November 2025

INTERNATIONAL

						Status		Membership					Reports				Finance		LCIF
						Times in Status Quo in Past 2 Years	Current Member Count **	YTD Members Added	YTD Members Dropped	YTD Net Growth***	Member Count 1 Year Ago	Dropped Members Avg.Length of Service	Months Since Membership Update	Current Officers Reported ****	Current President Repeated Term	VP Reported *****	Last Date Reported Service (mm/yyyy)	Account Balance	YTD Donations
Club Number	Club Name		Charter Date																
Current Total Clubs Count	YTD New Clubs Count	YTD Cancelled Clubs Count	YTD Net Club Gain	Current Total Members Count	YTD Add	YTD Drop	YTD Net Growth %	Member Count 12 Months Ago	Average Member Count Per Club	% of Clubs with less than 20 members	% No Officer Report in 12 Months	% of Clubs with balance 90+ days	Number of Clubs in Status Quo	% Status Quo Clubs in Financial Suspension	Number of Cancelled Clubs	Average Cancelled Club Age	Members Lost Due to Cancellation	% of Clubs Cancelled for Non-Financial Reasons	
66	0	0	0	2,063	75	63	12	0.59%	2,078	31	30%	2%	9%	0	0%	0	0	0	0%

* - P - Priority Club. Cancellation Reasons: 1-Objectives/conduct, 2-Non-active club, 5-Non-existing club, 6-Disbanding, 7-Merger, 8-Financial Suspension, 9-District/Multiple District Dues.

** Red denotes below 15 active members.

*** Red denotes 20% + loss.

**** Y - all 3 (President, Secretary, Treasurer) club officers reported, N - not all 3 reported.

***** Abbreviation: N-New, IP-Immediate Past, R-Repeat.




Club Health Assessment for District 27 C1 through November 2025

			Status	Membership						Reports				Finance	LCIF	
Club Number	Club Name	Charter Date	Times in Status Quo in Past 2 Years	Current Member Count **	YTD Members Added	YTD Members Dropped	YTD Net Growth% ***	Member Count 1 Year Ago	Dropped Members Avg.Length of Service	Months Since Membership Update	Current Officers Reported ****	Current President Repeated Term	VP Reported *****	Last Date Reported Service (mm/yyyy)	Account Balance	YTD Donations
Clubs more than two years old																
10520	ABBOTSFORD	05/01/1968	Active	31	0	1	-3.13%	37	12	1	Y		N	09/2025		\$200.00
10522	ALMOND	01/30/1951	Active	27	0	0	0.00%	27		19	Y	5		04/2019		
31333	ARNOTT	11/17/1975	Active	38	2	0	5.56%	33		0	Y	4		02/2019		
10524	ARPIN	03/06/1973	Active	8	0	5	-38.46%	13	22	1	Y	6		11/2018		
132563	Athens	09/19/2017	Active	26	0	0	0.00%	29		5	Y	3		09/2018		
10526	AUBURNDALE	05/15/1967	Active	23	2	2	0.00%	30	39	3	Y	2	R	05/2023	90+ Days	
41324	BANCROFT	05/04/1982	Active	32	0	0	0.00%	32		5	Y	4	R	11/2025		
45360	BERLIN-HAMBURG TOWNSHIP & AREA	09/23/1985	Active	27	1	0	3.85%	31		0	Y		N	11/2025		
43078	BEVENT	10/26/1983	Active	25	0	4	-13.79%	32	5	2	N	None		10/2025		
33311	CASTLE ROCK L C	02/03/1977	Active	46	2	0	4.55%	44		4	Y	2	R	06/2025		\$60.00
10529	COLBY	01/22/1963	Active	36	0	0	0.00%	36		7	Y	3		03/2022		
39012	CURTISS	10/31/1980	Active	22	0	0	0.00%	24		1	Y		N	10/2025		
Exc Award (06/30/2018)																
10527	DORCHESTER	06/14/1956	Active	25	0	0	0.00%	23		6	Y		N	10/2025		
44008	EASTON HEWITT WAUSAU	06/22/1984	Active	27	0	0	0.00%	27		1	Y	2	R	09/2021		
45323	EASTON WHITE CREEK	08/08/1985	Active	44	3	2	2.33%	42	40	0	Y	4		10/2025		
10530	EDGAR	12/12/1950	Active	51	2	0	4.08%	49		5	N	2		12/2023	90+ Days	
41163	FENWOOD	04/26/1982	Active	33	0	3	-8.33%	36	14	1	Y			12/2022		
10532	GRAND RAPIDS	04/09/1973	Active	54	0	0	0.00%	46		6	Y	4	R	05/2025		\$100.00
10533	GREENWOOD	11/09/1971	Active	12	0	0	0.00%	12		20	Y	2		05/2023		
10535	JUNCTION CITY	10/19/1966	Active	23	0	0	0.00%	24		5	Y		N	07/2025		
52014	KRONENWETTER	09/19/1991	Active	14	0	0	0.00%	18		1	Y		IP	06/2025		\$260.00
Exc Award (06/30/2021)																
39036	LAKE DUBAY L C	11/17/1980	Active	63	2	0	3.28%	57		1	Y		N	10/2025		\$1,000.00
Exc Award (06/30/2023)																
10536	LAKE MASON L C	02/09/1973	Active	12	0	0	0.00%	13		9	Y	10	R	07/2025		\$300.00
10537	LOYAL	10/15/1968	Active	18	0	2	-10.00%	22	3	1	Y	2	N	10/2025		\$250.00



Club Health Assessment for District 27 C1 through November 2025

			Status	Membership						Reports				Finance		LCIF
Club Number	Club Name	Charter Date	Times in Status Quo in Past 2 Years	Current Member Count **	YTD Members Added	YTD Members Dropped	YTD Net Growth% ***	Member Count 1 Year Ago	Dropped Members Avg.Length of Service	Months Since Membership Update	Current Officers Reported ****	Current President Repeated Term	VP Reported *****	Last Date Reported Service (mm/yyyy)	Account Balance	YTD Donations
10538	MAINE	06/30/1958	Active	40	1	0	2.56%	38		3	Y			11/2025	90+ Days	\$510.00
10539	MARATHON	10/06/1965	Active	15	0	0	0.00%	18		6	Y	17	R	09/2022		
10540	MARSHFIELD	02/26/1931	Active	22	0	2	-8.33%	25	8	0	Y	2	N	11/2025		
10543	NEILLSVILLE	09/22/1964	Active	21	0	0	0.00%	20		5	Y	2		04/2019		
10544	NEKOOSA	03/06/1951	Active	20	0	1	-4.76%	19	1	4	Y	2	R	11/2025		
10567	OWEN-WITHEE	08/04/1954	Active	30	0	0	0.00%	29		5	Y		IP	10/2025		
10546	PITTSVILLE	06/08/1955	Active	50	5	0	11.11%	42		1	Y		N	10/2025		
Exc Award (06/30/2023)																
10547	PLOVER WHITING L C	11/04/1965	Active	6	1	0	20.00%	5		1	Y	6		09/2023		
10548	PORT EDWARDS	05/19/1965	Active	24	0	2	-7.69%	25	11	3	Y	11	R	03/2025		
43344	RIB FALLS	01/19/1984	Active	20	4	4	0.00%	20	2	3	Y		N	04/2018	90+ Days	\$500.00
10549	RIB MOUNTAIN	10/08/1970	Active	31	0	0	0.00%	36		0	Y			11/2025		
10550	ROCHE A CRI L C	04/11/1972	Active	38	2	4	-5.00%	45	4	2	Y		N	11/2025		
10551	ROSHOLT	03/20/1946	Active	20	0	0	0.00%	19		11	Y	3		05/2023		
10553	ROZELLVILLE	06/08/1973	Active	25	0	0	0.00%	25		28	Y	3		08/2022		
10554	RUDOLPH	04/27/1970	Active	11	0	0	0.00%	11		14	Y	23		11/2025		
10555	SCHOFIELD	10/13/1950	Active	6	0	0	0.00%	5		10	Y	2	R	11/2025		
10556	SPENCER	02/06/1941	Active	20	0	1	-4.76%	18	1	0	Y	4		10/2025		
10559	STEVENS POINT EVENING	09/19/1969	Active	26	2	0	8.33%	26		5	Y	7		10/2021		
10558	STEVENS POINT NOON	03/05/1926	Active	17	0	0	0.00%	17		5	Y	2		05/2025		
34828	STEVENS POINT WISCONSIN RIVER	12/19/1977	Active	16	0	2	-11.11%	19	9	1	Y		N	04/2022	90+ Days	\$50.00
10560	STRATFORD	09/20/1939	Active	15	0	3	-16.67%	18	24	2	Y	19	N	05/2025		
10561	THORP	07/09/1931	Active	36	0	0	0.00%	34		6	Y	3	R	06/2025		
10523	TOMORROW RIVER	10/28/1948	Active	36	0	0	0.00%	36		1	Y		N	06/2025		
10562	TOWN OF TEXAS	02/10/1959	Active	28	0	3	-9.68%	31	34	4	Y			12/2024		
10564	WAUSAU	04/19/1922	Active	5	0	0	0.00%	6		8	Y	2	N	03/2025		
10566	WISCONSIN RAPIDS	03/25/1946	Active	19	1	0	5.56%	20		2	Y		N	06/2025		
Exc Award (06/30/2017)																



Club Health Assessment for District 27 C1 through November 2025

						Status		Membership					Reports				Finance		LCIF		
						Times in Status Quo in Past 2 Years		Current Member Count **	YTD Members Added	YTD Members Dropped	YTD Net Growth***	Member Count 1 Year Ago	Dropped Members Avg.Length of Service	Months Since Membership Update	Current Officers Reported ****	Current President Repeated Term	VP Reported *****	Last Date Reported Service (mm/yyyy)	Account Balance	YTD Donations	
146222	Wisconsin Rapids Lioness					05/28/2021	Active		17	5	1	30.77%	13	2	0	Y	6	R	11/2025		\$1,010.00
Current Total Clubs Count	YTD New Clubs Count	YTD Cancelled Clubs Count	YTD Net Club Gain	Current Total Members Count	YTD Add	YTD Drop	YTD Net Growth	YTD Net Growth %	Member Count 12 Months Ago	Average Member Count Per Club	% of Clubs with less than 20 members	% No Officer Report in 12 Months	% of Clubs with balance 90+ days	Number of Clubs in Status Quo	% Status Quo Clubs in Financial Suspension	Number of Cancelled Clubs	Average Cancelled Club Age	Members Lost Due to Cancellation	% of Clubs Cancelled for Non-Financial Reasons		
51	0	0	0	1,331	35	42	-7	-0.52%	1,357	26	29%	0%	8%	0	0%	0	0	0	0%		

* - P - Priority Club. Cancellation Reasons: 1-Objectives/conduct, 2-Non-active club, 5-Non-existing club, 6-Disbanding, 7-Merger, 8-Financial Suspension, 9-District/Multiple District Dues.
** Red denotes below 15 active members.
*** Red denotes 20% + loss.
**** Y - all 3 (President, Secretary, Treasurer) club officers reported, N - not all 3 reported.
***** Abbreviation: N-New, IP-Immediate Past, R-Repeat.



Club Health Assessment for District 27 C2 through November 2025

			Status	Membership					Reports				Finance	LCIF		
Club Number	Club Name	Charter Date	Times in Status Quo in Past 2 Years	Current Member Count **	YTD Members Added	YTD Members Dropped	YTD Net Growth% ***	Member Count 1 Year Ago	Dropped Members Avg.Length of Service	Months Since Membership Update	Current Officers Reported ****	Current President Repeated Term	VP Reported *****	Last Date Reported Service (mm/yyyy)	Account Balance	YTD Donations
Clubs more than two years old																
44423	ASHLAND	12/26/1984	Active	19	0	0	0.00%	19		5	Y	7		08/2024		\$200.00
	Exc Award (06/30/2024)															
10569	BOULDER JUNCTION	03/06/1972	Active	111	10	6	3.74%	108	9	0	Y		N	09/2025		\$6,000.00
	Exc Award (06/30/2018, 06/30/2023)															
10570	BUTTERNUT	08/26/1958	Active	9	0	0	0.00%	9		21	Y	15	R			
10571	CABLE & AREA	10/05/1965	Active	48	3	4	-2.04%	46	27	0	Y		N	10/2025		\$400.00
10572	CATAWBA KENNAN L C	04/13/1966	Active	13	0	1	-7.14%	14	19	2	Y	3	R	09/2025		
10592	CONOVER	10/06/1949	Active	26	1	0	4.00%	27		4	Y	8	N	04/2024		
10573	EAGLE RIVER	04/13/1949	Active	49	2	0	4.26%	44		1	Y	2	R	05/2021		
10575	FIFIELD	11/02/1965	Active	16	3	1	14.29%	13	1	0	Y	3	R	10/2025		
10576	GILMAN	05/29/1951	Active	22	0	1	-4.35%	19	4	4	N		R	11/2024		
44826	GLEASON & AREA	04/05/1985	Active	36	0	2	-5.26%	49	20	3	Y		N	11/2025		
	Exc Award (06/30/2023)															
10577	GLIDDEN	01/28/1954	Active	15	4	0	36.36%	13		3	Y	5	N	07/2025		
10578	HAZELHURST	11/09/1966	Active	19	0	1	-5.00%	23	33	1	Y	4	R	07/2024		
10579	HURLEY	09/24/1952	Active(1)	20	0	0	0.00%	16		6	Y	2	R	09/2025		
10580	IRON RIVER	01/15/1963	Active	56	1	12	-16.42%	60	10	0	Y	3		10/2025		\$150.00
	Exc Award (06/30/2023)															
34515	JUMP RIVER	10/27/1977	Active	33	2	0	6.45%	28		3	Y	2	R	06/2025	90+ Days	\$500.00
10582	LAKE TOMAHAWK	10/18/1967	Active	32	0	7	-17.95%	42	12	3	Y	2	R	06/2025		
10584	MANITOWISH WATERS	02/25/1971	Active	72	2	5	-4.00%	75	7	0	Y	5	N	04/2024	90+ Days	\$1,500.00
10585	MEDFORD	01/31/1951	Active	34	0	0	0.00%	39		6	Y	2	N	05/2024		\$700.00
	Exc Award (06/30/2023)															
10586	MELLEN	08/22/1950	Active	13	0	1	-7.14%	16	4	4	Y		N	07/2025		\$175.00
	Exc Award (06/30/2022, 06/30/2023)															
10587	MERCER	09/07/1950	Active	41	5	2	7.89%	46	7	1	Y		N	11/2025		\$63.00
	Exc Award (06/30/2023, 06/30/2024)															
10588	MERRILL	02/25/1927	Active	72	4	0	5.88%	72		1	Y		N	09/2025		
10589	MINOCQUA	02/14/1946	Active	104	5	3	1.96%	100	5	1	Y	3		09/2025	90+ Days	



Club Health Assessment for District 27 C2 through November 2025

			Membership							Reports				Finance		LCIF		
Club Number	Club Name	Charter Date	Status	Current Member Count **	YTD Members Added	YTD Members Dropped	YTD Net Growth***	Member Count 1 Year Ago	Dropped Members Avg.Length of Service	Months Since Membership Update	Current Officers Reported ****	Current President Repeated Term	VP Reported *****	Last Date Reported Service (mm/yyyy)	Account Balance	YTD Donations		
			Times in Status Quo in Past 2 Years															
10591	PARK FALLS	10/19/1937	Active	39	1	0	2.63%	40		2	Y	2	R	05/2025				
40420	PHELPS LAND O LAKES	10/19/1981	Active	16	1	3	-11.11%	19	15	3	Y	4	R	04/2024				
	Exc Award (06/30/2024)																	
10593	PHILLIPS	04/11/1962	Active	26	0	1	-3.70%	29	10	3	Y	2		10/2025				
143602	Plum Lake Lions	11/23/2020	Active	46	1	1	0.00%	46	3	2	Y	3	N	11/2025				
	Exc Award (06/30/2024)																	
10594	PRENTICE	02/25/1959	Active	14	0	0	0.00%	12		5	Y	3		07/2025				
10595	PRESQUE ISLE	06/08/1973	Active	31	3	0	10.71%	27		4	Y	4	R	04/2024				
10596	RHINELANDER	08/19/1940	Active	39	2	1	2.63%	40	56	1	Y		N	11/2025				
10597	RIB LAKE	04/14/1966	Active	24	0	0	0.00%	22		8	Y			04/2024				
10599	SAYNER STAR LAKE	09/19/1960	Active	28	2	1	3.70%	26	4	1	Y	2	N	09/2024		\$250.00		
	Exc Award (06/30/2023)																	
10600	SOUTH SHORE	09/11/1950	Active	36	5	1	12.50%	29	5	0	Y		N	11/2025		\$519.00		
	Exc Award (06/30/2023, 06/30/2025)																	
10598	ST GERMAIN	03/17/1952	Active	37	0	1	-2.63%	39	41	0	Y		N	04/2024				
143732	St Germain Northwoods	12/02/2020	Active	26	1	0	4.00%	23		1	Y	2	R	10/2025				
	Exc Award (06/30/2025)																	
10601	SUGAR CAMP	02/21/1967	Active	18	0	0	0.00%	17		5	N	None	R	12/2022				
10602	THREE LAKES	03/18/1952	Active	40	4	0	11.11%	39		1	Y	2	R	11/2025	90+ Days			
	Exc Award (06/30/2018, 06/30/2024)																	
10603	TOMAHAWK	01/29/1946	Active	36	2	3	-2.70%	37	7	0	Y	2	R	09/2024				
10605	WASHBURN	10/23/1939	Active	24	0	0	0.00%	24		3	Y		N	11/2025				
	Exc Award (06/30/2024)																	
34001	WHITTLESEY	06/03/1977	Active	57	5	1	7.55%	54	3	0	Y		N	11/2025				
	Exc Award (06/30/2023, 06/30/2024)																	
10606	WINCHESTER	10/20/1970	Active	38	2	1	2.70%	41	32	2	Y		N	04/2024				
Current Total Clubs Count	YTD New Clubs Count	YTD Cancelled Clubs Count	YTD Net Club Gain	Current Total Members Count	YTD Add	YTD Drop	YTD Net Growth %	Member Count 12 Months Ago	Average Member Count Per Club	% of Clubs with less than 20 members	% No Officer Report in 12 Months	% of Clubs with balance 90+ days	Number of Clubs in Status Quo	% Status Quo Clubs in Financial Suspension	Number of Cancelled Clubs	Average Cancelled Club Age	Members Lost Due to Cancellation	% of Clubs Cancelled for Non-Financial Reasons
40	0	0	0	1,435	71	60	0.77%	1,442	36	25%	0%	10%	0	0%	0	0	0	0%



Club Health Assessment for District 27 C2 through November 2025

			Status		Membership				Reports				Finance	LCIF		
Club Number	Club Name	Charter Date	Times in Status Quo in Past 2 Years	Current Member Count **	YTD Members Added	YTD Members Dropped	YTD Net Growth% ***	Member Count 1 Year Ago	Dropped Members Avg.Length of Service	Months Since Membership Update	Current Officers Reported ****	Current President Repeated Term	VP Reported *****	Last Date Reported Service (mm/yyyy)	Account Balance	YTD Donations

* - P - Priority Club. Cancellation Reasons: 1-Objectives/conduct, 2-Non-active club, 5-Non-existing club, 6-Disbanding, 7-Merger, 8-Financial Suspension, 9-District/Multiple District Dues.

** Red denotes below 15 active members.

*** Red denotes 20% + loss.

**** Y - all 3 (President, Secretary, Treasurer) club officers reported, N - not all 3 reported.

***** Abbreviation: N-New, IP-Immediate Past, R-Repeat.




Club Health Assessment for District 27 D1 through November 2025

			Status	Membership						Reports				Finance		LCIF
Club Number	Club Name	Charter Date	Times in Status Quo in Past 2 Years	Current Member Count **	YTD Members Added	YTD Members Dropped	YTD Net Growth% ***	Member Count 1 Year Ago	Dropped Members Avg.Length of Service	Months Since Membership Update	Current Officers Reported ****	Current President Repeated Term	VP Reported *****	Last Date Reported Service (mm/yyyy)	Account Balance	YTD Donations
Clubs more than two years old																
10607	ALBANY	02/08/1968	Active	60	2	4	-3.23%	63	17	1	Y		N	06/2025		
Exc Award (06/30/2016, 06/30/2018)																
10609	ARGYLE	08/26/1957	Active	22	1	0	4.76%	21		2	N	10		08/2025		
10608	ARLINGTON	06/08/1973	Active	24	1	0	4.35%	21		2	Y		IP	09/2025		
10611	BELMONT	02/09/1955	Active	32	0	0	0.00%	32		1	Y		N	12/2022		
Exc Award (06/30/2016)																
31019	BELOIT EVENING	06/30/1975	Active	79	1	2	-1.25%	86	35	1	Y		N	11/2025		
Exc Award (06/30/2017, 06/30/2018)																
54011	BOSCOBEL & AREA L C	01/26/1993	Active	16	0	0	0.00%	17		5	Y	5		06/2025		
Exc Award (06/30/2016, 06/30/2017, 06/30/2020)																
10614	BRODHEAD	08/27/1957	Active	37	0	1	-2.63%	38	44	4	Y			10/2021	90+ Days	
Exc Award (06/30/2016)																
29109	CASSVILLE	04/09/1974	Active	13	0	2	-13.33%	16	3	1	Y	3		04/2025		
10617	COBB	09/26/1951	Active	14	0	0	0.00%	15		5	Y		N	02/2022		
Exc Award (06/30/2020)																
29110	COTTAGE GROVE	04/10/1974	Active	54	2	3	-1.82%	52	10	1	Y		N	09/2025		\$10.00
Exc Award (06/30/2021)																
36106	CROSS PLAINS	10/25/1978	Active	99	2	1	1.02%	100	4	4	Y	2	N	11/2025		\$700.00
Exc Award (06/30/2019, 06/30/2020, 06/30/2021, 06/30/2022, 06/30/2023)																
10619	CUBA CITY	05/24/1962	Active	74	2	0	2.78%	74		0	Y		N	12/2024		\$1,000.00
Exc Award (06/30/2018, 06/30/2020, 06/30/2021)																
146511	Cuba City Lioness	06/14/2021	Active	37	2	1	2.78%	35	4	1	Y		N	10/2025		
43144	DARLINGTON	11/02/1983	Active	22	1	0	4.76%	21		4	Y	2	R	10/2025		
Exc Award (06/30/2018, 06/30/2025)																
10621	DE FOREST WINDSOR	05/31/1956	Active	32	0	1	-3.03%	39	57	4	Y		N	08/2025		\$100.00
Exc Award (06/30/2017, 06/30/2024)																
10620	DEERFIELD	06/02/1942	Active	55	3	2	1.85%	51	2	0	Y		N	11/2025		\$1,100.00
Exc Award (06/30/2016, 06/30/2019, 06/30/2020, 06/30/2024)																



Club Health Assessment for District 27 D1 through November 2025

			Status	Membership						Reports				Finance	LCIF	
Club Number	Club Name	Charter Date	Times in Status Quo in Past 2 Years	Current Member Count **	YTD Members Added	YTD Members Dropped	YTD Net Growth% ***	Member Count 1 Year Ago	Dropped Members Avg.Length of Service	Months Since Membership Update	Current Officers Reported ****	Current President Repeated Term	VP Reported *****	Last Date Reported Service (mm/yyyy)	Account Balance	YTD Donations
31698	DICKEYVILLE-KIELER L C	02/12/1976	Active	31	0	0	0.00%	31		15	Y	3		08/2021		
10622	DODGEVILLE INC	01/14/1972	Active	30	2	7	-14.29%	36	3	2	Y	3	R	11/2025		\$2,500.00
	Exc Award (06/30/2017, 06/30/2018, 06/30/2020)															
10623	EDGERTON	11/12/1940	Active	66	7	3	6.45%	63	15	0	Y		N	11/2025	90+ Days	\$100.00
	Exc Award (06/30/2018, 06/30/2021, 06/30/2022, 06/30/2024)															
10625	EVANSVILLE	12/21/1925	Active	24	1	3	-7.69%	26	11	1	Y	9		11/2025		
	Exc Award (06/30/2018, 06/30/2019)															
10626	FENNIMORE	03/28/1962	Active	9	0	0	0.00%	9		16	Y	5		06/2023		
	Exc Award (06/30/2021)															
43345	FITCHBURG	01/20/1984	Active	15	0	0	0.00%	18		5	Y	3	N	10/2025		\$100.00
	Exc Award (06/30/2017)															
10628	HAZEL GREEN	02/20/1968	Active	8	0	1	-11.11%	9	9	4	Y	4		10/2023		\$200.00
	Exc Award (06/30/2016)															
10629	HIGHLAND	10/01/1946	Active	49	9	1	19.51%	41	3	1	Y		N	06/2024		\$250.00
	Exc Award (06/30/2016, 06/30/2017, 06/30/2019, 06/30/2020, 06/30/2021, 06/30/2023, 06/30/2024)															
59630	IOWA-GRANT L C	05/23/1997	Active(1)	17	17	0	100.00%	15		3	Y	2		09/2025		
10631	JANESVILLE	05/26/1922	Active	45	1	1	0.00%	43	2	2	Y		N	10/2025		
	Exc Award (06/30/2016, 06/30/2017, 06/30/2020)															
44524	LAKE WISCONSIN	01/22/1985	Active	32	0	1	-3.03%	35	2	1	Y		N	11/2025		\$10.00
	Exc Award (06/30/2017, 06/30/2018, 06/30/2022, 06/30/2023, 06/30/2024)															
10637	LANCASTER	06/04/1971	Active(1)	44	1	0	2.33%	45		2	Y		N	11/2025		
	Exc Award (06/30/2016, 06/30/2017, 06/30/2018, 06/30/2020, 06/30/2021, 06/30/2023)															
10640	MADISON CENTRAL	05/04/1922	Active	23	0	0	0.00%	25		2	Y	3	N	10/2025		\$500.00
	Exc Award (06/30/2016, 06/30/2018)															
51825	MADISON EVENING	06/30/1991	Active	10	0	0	0.00%	10		5	Y		R	11/2025		
	Exc Award (06/30/2021)															
146599	Madison Monona	06/09/2021	Active	23	4	1	15.00%	17	4	1	Y	2		10/2025		\$10.00
	Exc Award (06/30/2023)															



Club Health Assessment for District 27 D1 through November 2025

			Status	Membership						Reports				Finance	LCIF	
Club Number	Club Name	Charter Date	Times in Status Quo in Past 2 Years	Current Member Count **	YTD Members Added	YTD Members Dropped	YTD Net Growth% ***	Member Count 1 Year Ago	Dropped Members Avg.Length of Service	Months Since Membership Update	Current Officers Reported ****	Current President Repeated Term	VP Reported *****	Last Date Reported Service (mm/yyyy)	Account Balance	YTD Donations
10641	MADISON WEST	01/29/1964	Active	27	0	1	-3.57%	28	62	0	Y		N	10/2025		\$1,000.00
	Exc Award (06/30/2018, 06/30/2023)															
36446	MARSHALL	01/03/1979	Active	78	1	0	1.30%	81		2	Y	2	R	10/2025		\$10.00
	Exc Award (06/30/2016, 06/30/2017, 06/30/2019)															
10644	MAZOMANIE	03/20/1950	Active	36	2	4	-5.26%	43	38	2	Y		N	09/2025	90+ Days	
	Exc Award (06/30/2020)															
10642	MC FARLAND	12/12/1962	Active	61	5	0	8.93%	55		1	Y	2	R	11/2025		\$540.00
	Exc Award (06/30/2016, 06/30/2017, 06/30/2018, 06/30/2022, 06/30/2023)															
146142	McFarland Lioness	06/01/2021	Active	39	2	0	5.41%	38		0	Y	2	N	11/2025		
	Exc Award (06/30/2024)															
46139	MIDDLETON	05/05/1986	Active	15	2	0	15.38%	17		4	Y	3	R	11/2025		
121783	Milton	04/03/2014	Active	9	2	2	0.00%	13	11	3	Y	5	R	08/2025		
41972	MINERAL POINT	11/12/1982	Active	49	1	1	0.00%	49	14	4	Y		N	11/2020		
	Exc Award (06/30/2020)															
10646	MONROE	06/11/1951	Active(1)	81	0	3	-3.57%	95	25	1	Y		N	05/2023		
	Exc Award (06/30/2017, 06/30/2019)															
36107	MONTICELLO	10/30/1978	Active	52	0	2	-3.70%	58	25	0	Y		N	06/2024		\$500.00
	Exc Award (06/30/2016, 06/30/2018, 06/30/2022)															
10647	MOUNT HOREB	08/28/1957	Active	16	0	0	0.00%	14		5	Y		N	05/2025		
	Exc Award (06/30/2016, 06/30/2017, 06/30/2018, 06/30/2023, 06/30/2024)															
10649	MUSCODA	04/27/1966	Active	56	4	0	7.69%	49		1	Y		N	10/2025		
	Exc Award (06/30/2016, 06/30/2020, 06/30/2024)															
10651	NEW GLARUS	08/18/1941	Active	34	3	3	0.00%	35	4	2	Y		N	10/2025		
	Exc Award (06/30/2016, 06/30/2018, 06/30/2021)															
38585	OREGON-BROOKLYN L C	06/11/1980	Active	19	0	1	-5.00%	21	17	1	Y		IP	09/2025		\$150.00
	Exc Award (06/30/2017, 06/30/2018, 06/30/2021, 06/30/2022, 06/30/2024)															
124548	Orfordville	04/07/2015	Active	16	7	0	77.78%	9		0	Y	7	R	07/2023	90+ Days	
33312	PARDEEVILLE	02/18/1977	Active	53	2	0	3.92%	53		4	Y	2	N	11/2025		



Club Health Assessment for District 27 D1 through November 2025

			Status		Membership					Reports					Finance		LCIF		
Club Number	Club Name	Charter Date	Times in Status Quo in Past 2 Years	Current Member Count **	YTD Members Added	YTD Members Dropped	YTD Net Growth% ***	Member Count 1 Year Ago	Dropped Members Avg.Length of Service	Months Since Membership Update	Current Officers Reported ****	Current President Repeated Term	VP Reported *****	Last Date Reported Service (mm/yyyy)	Account Balance	YTD Donations			
Exc Award (06/30/2016, 06/30/2017, 06/30/2020, 06/30/2021)			Active	8	0	0	0.00%	8		9	Y	4	R	11/2021					
41164	PLATTEVILLE	04/19/1982																	
Exc Award (06/30/2016)			Active	11	0	0	0.00%	13		2	Y	2	R	10/2025		\$500.00			
10656	PORTAGE	10/10/1968																	
Exc Award (06/30/2016, 06/30/2018, 06/30/2020)			Active	38	3	0	8.57%	36		2	Y	7	R	04/2024					
46701	POTOSI TENNYSON	12/17/1986																	
Exc Award (06/30/2016, 06/30/2017, 06/30/2018, 06/30/2020, 06/30/2021, 06/30/2024)			Active	33	2	0	6.45%	33		1	Y	2	R	10/2025					
10660	SHULLSBURG	01/06/1947																	
Exc Award (06/30/2018)			Active	42	2	4	-4.55%	44	14	0	Y		N	11/2025		\$1,000.00			
10665	STOUGHTON	12/21/1923																	
Exc Award (06/30/2016, 06/30/2020, 06/30/2021, 06/30/2022, 06/30/2023)			Active	77	7	9	-2.53%	81	13	0	Y		N	11/2025		\$170.00			
10666	SUN PRAIRIE	09/26/1933																	
Exc Award (06/30/2019)			Active	7	0	1	-12.50%	3	0	4	Y	2	R	03/2020	90+ Days				
89193	U W MADISON CAMPUS	08/30/2005																	
Exc Award (06/30/2016)			Active	30	2	1	3.45%	30	1	3	Y		IP	09/2025					
46821	VERONA	01/05/1987																	
Exc Award (06/30/2016, 06/30/2017, 06/30/2018, 06/30/2019, 06/30/2021, 06/30/2022, 06/30/2023)			Active	33	2	1	3.13%	41	27	2	Y		N	09/2025					
38586	WAUNAKEE INC	06/29/1980																	
Exc Award (06/30/2016, 06/30/2017, 06/30/2021)			Active	25	5	0	25.00%	20		1	Y		N	07/2025					
10671	WEST GRANT	10/10/1963																	
Current Total Clubs Count	YTD New Clubs Count	YTD Cancelled Clubs Count	YTD Net Club Gain	Current Total Members Count	YTD Add	YTD Drop	YTD Net Growth	YTD Net Growth %	Member Count 12 Months Ago	Average Member Count Per Club	% of Clubs with less than 20 members	% No Officer Report in 12 Months	% of Clubs with balance 90+ days	Number of Clubs in Status Quo	% Status Quo Clubs in Financial Suspension	Number of Cancelled Clubs	Average Cancelled Club Age	Members Lost Due to Cancellation	% of Clubs Cancelled for Non-Financial Reasons
57	0	0	0	2,041	113	68	45	2.25%	2,071	36	28%	0%	9%	0	0%	0	0	0	0%



Club Health Assessment for District 27 D1 through November 2025

			Status		Membership				Reports				Finance	LCIF		
Club Number	Club Name	Charter Date	Times in Status Quo in Past 2 Years	Current Member Count **	YTD Members Added	YTD Members Dropped	YTD Net Growth% ***	Member Count 1 Year Ago	Dropped Members Avg.Length of Service	Months Since Membership Update	Current Officers Reported ****	Current President Repeated Term	VP Reported *****	Last Date Reported Service (mm/yyyy)	Account Balance	YTD Donations

* - P - Priority Club. Cancellation Reasons: 1-Objectives/conduct, 2-Non-active club, 5-Non-existing club, 6-Disbanding, 7-Merger, 8-Financial Suspension, 9-District/Multiple District Dues.

** Red denotes below 15 active members.

*** Red denotes 20% + loss.

**** Y - all 3 (President, Secretary, Treasurer) club officers reported, N - not all 3 reported.

***** Abbreviation: N-New, IP-Immediate Past, R-Repeat.




Club Health Assessment for District 27 D2 through November 2025

			Status	Membership					Reports				Finance		LCIF	
Club Number	Club Name	Charter Date	Times in Status Quo in Past 2 Years	Current Member Count **	YTD Members Added	YTD Members Dropped	YTD Net Growth% ***	Member Count 1 Year Ago	Dropped Members Avg.Length of Service	Months Since Membership Update	Current Officers Reported ****	Current President Repeated Term	VP Reported *****	Last Date Reported Service (mm/yyyy)	Account Balance	YTD Donations
Clubs more than two years old																
34829	BANGOR	12/28/1977	Active	76	0	0	0.00%	74		1	Y		N	04/2025		\$65.00
	Exc Award (06/30/2019)															
10610	BARABOO	08/03/1942	Active	33	2	2	0.00%	31	13	0	Y		N	07/2025		\$500.00
51176	BARRE CO-ED	01/04/1991	Active	32	0	0	0.00%	30		8	Y	13	R	11/2025		
	Exc Award (06/30/2022)															
34944	BOAZ	01/23/1978	Active	20	0	0	0.00%	16		2	Y		N	09/2025		
	Exc Award (06/30/2022, 06/30/2023)															
53073	BRICE PRAIRIE	05/07/1992	Active(1)	16	0	0	0.00%	13		8	N	2		01/2019		
155305	Buena Vista	08/14/2023	Active	25	2	0	8.70%	25		1	Y		N	09/2024		\$50.00
10615	CAMP DOUGLAS	05/26/1972	Active	22	1	0	4.76%	22		3	Y		N	05/2018		
10616	CASHTON	01/05/1949	Active	24	3	2	4.35%	19	36	1	Y	15	N	08/2021		\$750.00
10618	COON VALLEY	03/14/1960	Active	58	1	0	1.75%	54		3	Y		N	02/2025		
	Exc Award (06/30/2022)															
51826	DE SOTO AREA	06/19/1991	Active	21	0	0	0.00%	21		5	Y	5	R	11/2025		
	Exc Award (06/30/2022, 06/30/2024)															
10624	ELROY	03/14/1952	Active	34	0	0	0.00%	30		6	N	2		06/2025		\$100.00
	Exc Award (06/30/2022)															
29456	FRENCH ISLAND	06/25/1974	Active	11	2	0	22.22%	9		0	Y		IP	08/2017		
10627	GAYS MILLS	06/16/1959	Active	19	0	1	-5.00%	19	3	1	Y	4	R	07/2022		
	Exc Award (06/30/2022)															
35543	GENOA	05/09/1978	Active	17	4	2	13.33%	15	9	0	Y	11		06/2021	90+ Days	
	Exc Award (06/30/2020)															
45674	HILLSBORO	01/31/1986	Active	53	0	0	0.00%	57		5	Y		N	10/2025		\$20.00
	Exc Award (06/30/2016, 06/30/2022)															
10630	HOLMEN	02/29/1960	Active	28	2	1	3.70%	28	7	1	Y	4	R	07/2018		\$30.00
45675	ITHACA	01/08/1986	Active	25	0	1	-3.85%	30	9	4	Y		R	06/2025		\$1,575.00
10632	KENDALL	10/14/1948	Active	28	1	1	0.00%	28	6	1	N	None		09/2025		
10633	LA CROSSE	11/20/1952	Active	54	3	3	0.00%	65	18	0	Y		N	10/2025		
	Exc Award (06/30/2018, 06/30/2022, 06/30/2024)															




Club Health Assessment for District 27 D2 through November 2025

			Status	Membership						Reports				Finance	LCIF	
Club Number	Club Name	Charter Date	Times in Status Quo in Past 2 Years	Current Member Count **	YTD Members Added	YTD Members Dropped	YTD Net Growth% ***	Member Count 1 Year Ago	Dropped Members Avg.Length of Service	Months Since Membership Update	Current Officers Reported ****	Current President Repeated Term	VP Reported *****	Last Date Reported Service (mm/yyyy)	Account Balance	YTD Donations
10635	LA FARGE	02/13/1973	Active	40	2	2	0.00%	43	3	3	Y		N	07/2025		\$110.00
	Exc Award (06/30/2021, 06/30/2022)															
10636	LAKE DELTON	05/21/1951	Active	12	0	0	0.00%	11		1	Y		IP	10/2025		\$30.00
	Exc Award (06/30/2021)															
10643	MAUSTON	03/12/1968	Active	56	5	0	9.80%	45		1	Y	10	N	11/2025		\$15.00
	Exc Award (06/30/2022, 06/30/2023, 06/30/2024, 06/30/2025)															
10645	MINDORO	05/28/1968	Active	43	0	0	0.00%	43		4	Y		N	10/2023		
	Exc Award (06/30/2022, 06/30/2023, 06/30/2024)															
37039	MORMON COULEE L C	05/04/1979	Active	32	1	0	3.23%	30		2	Y	2		08/2025		
	Exc Award (06/30/2020, 06/30/2022)															
10650	NECEDAH	10/26/1972	Active	20	2	1	5.26%	26	3	3	Y		N	07/2025		
	Exc Award (06/30/2022)															
10652	NEW LISBON	11/16/1959	Active	47	2	2	0.00%	44	4	1	Y	4		11/2025		\$5.00
	Exc Award (06/30/2022, 06/30/2024)															
38287	NORTH BEND	04/23/1980	Active	14	0	1	-6.67%	15	7	1	Y		N	04/2024		\$25.00
10653	NORWALK	01/08/1952	Active	34	0	0	0.00%	34		5	N	None				
10654	ONALASKA	05/29/1952	Active	19	0	1	-5.00%	21	29	4	Y	2	N	08/2023		
	Exc Award (06/30/2022)															
10655	PLAIN	06/20/1950	Active	44	0	0	0.00%	44		0	Y	2		10/2024		
42534	PRAIRIE DU CHIEN	04/14/1983	Active	13	0	0	0.00%	13		9	Y	7	N	11/2023		\$150.00
	Exc Award (06/30/2022)															
10658	REEDSBURG	04/23/1951	Active	68	3	0	4.62%	64		0	Y	8		11/2024	90+ Days	\$100.00
10659	RICHLAND CENTER	09/14/1942	Active	16	1	0	6.67%	15		3	Y	2	R	11/2025		\$255.00
	Exc Award (06/30/2018, 06/30/2021)															
10657	SAUK PRAIRIE L C	03/25/1947	Active	31	3	2	3.33%	30	31	0	Y		N	10/2025	90+ Days	\$2,000.00
	Exc Award (06/30/2022, 06/30/2023)															
47287	SENECA	04/30/1987	Active	13	1	1	0.00%	13	8	4	N		N	07/2025		
	Exc Award (06/30/2022, 06/30/2023)															
10661	SOLDIERS GROVE	11/20/1951	Active	9	0	0	0.00%	9		8	Y		IP	11/2025		
10662	SPARTA	10/19/1961	Active	37	0	0	0.00%	46		3	Y	2	R	10/2025		
	Exc Award (06/30/2024)															



Club Health Assessment for District 27 D2 through November 2025

 Status						Membership						Reports				Finance		LCIF	
						Current Member Count **	YTD Members Added	YTD Members Dropped	YTD Net Growth***	Member Count 1 Year Ago	Dropped Members Avg.Length of Service	Months Since Membership Update	Current Officers Reported ****	Current President Repeated Term	VP Reported *****	Last Date Reported Service (mm/yyyy)	Account Balance	YTD Donations	
Club Number	Club Name	Charter Date	Times in Status Quo in Past 2 Years																
10663	SPRING GREEN	11/28/1949	Active	55	1	0	1.85%	55		2	Y		N	09/2025					
	Exc Award (06/30/2023, 06/30/2024)																		
33662	ST JOSEPH'S RIDGE L C	04/30/1977	Active	106	1	0	0.95%	100		2	Y	2	N	11/2025					
	Exc Award (06/30/2018, 06/30/2021, 06/30/2022, 06/30/2023)																		
10664	STODDARD	02/24/1970	Active	29	1	11	-25.64%	39	8	0	Y		N	11/2025					
	Exc Award (06/30/2021, 06/30/2022, 06/30/2024, 06/30/2025)																		
10667	TOMAH	02/17/1930	Active	50	3	0	6.38%	55		2	Y		N	08/2025	90+ Days				
	Exc Award (06/30/2019, 06/30/2022)																		
10669	VIROQUA	10/30/1947	Active	65	8	4	6.56%	56	6	1	Y			11/2025				\$150.00	
	Exc Award (06/30/2022)																		
44827	WARRENS	04/29/1985	Active	23	0	0	0.00%	23		15	Y		N	09/2024					
	Exc Award (06/30/2022)																		
43866	WAUZEKA	05/18/1984	Active	19	2	2	0.00%	19	12	2	Y		N	02/2019					
	Exc Award (06/30/2022)																		
10672	WEST SALEM	10/13/1948	Active	58	2	1	1.75%	56	12	0	Y			11/2025				\$440.00	
	Exc Award (06/30/2022)																		
10670	WESTBY	09/01/1959	Active	12	2	0	20.00%	16		0	Y	2	R	06/2025					
	Exc Award (06/30/2022)																		
123231	Wonewoc Area	10/16/2014	Active	38	4	0	11.76%	32		0	Y	2	R	11/2025				\$30.00	
	Exc Award (06/30/2024, 06/30/2025)																		
Current Total Clubs Count	YTD New Clubs Count	YTD Cancelled Clubs Count	YTD Net Club Gain	Current Total Members Count	YTD Add	YTD Drop	YTD Net Growth	YTD Net Growth %	Member Count 12 Months Ago	Average Member Count Per Club	% of Clubs with less than 20 members	% No Officer Report in 12 Months	% of Clubs with balance 90+ days	Number of Clubs in Status Quo	% Status Quo Clubs in Financial Suspension	Number of Cancelled Clubs	Average Cancelled Club Age	Members Lost Due to Cancellation	% of Clubs Cancelled for Non-Financial Reasons
47	0	0	0	1,599	65	41	24	1.52%	1,583	34	28%	2%	9%	0	0%	0	0	0	0%

* - P - Priority Club. Cancellation Reasons: 1-Objectives/conduct, 2-Non-active club, 5-Non-existing club, 6-Disbanding, 7-Merger, 8-Financial Suspension, 9-District/Multiple District Dues.

** Red denotes below 15 active members.

*** Red denotes 20% + loss.

**** Y - all 3 (President, Secretary, Treasurer) club officers reported, N - not all 3 reported.

***** Abbreviation: N-New, IP-Immediate Past, R-Repeat.



Club Health Assessment for District 27 E1 through November 2025

			Status	Membership					Reports					Finance		LCIF
Club Number	Club Name	Charter Date	Times in Status Quo in Past 2 Years	Current Member Count **	YTD Members Added	YTD Members Dropped	YTD Net Growth% ***	Member Count 1 Year Ago	Dropped Members Avg.Length of Service	Months Since Membership Update	Current Officers Reported ****	Current President Repeated Term	VP Reported *****	Last Date Reported Service (mm/yyyy)	Account Balance	YTD Donations
Clubs more than two years old																
38899	AMERY	09/03/1980	Active	61	4	0	7.02%	68		0	Y	2	R	10/2025		
	Exc Award (06/30/2022, 06/30/2023, 06/30/2024)															
10679	BIRCHWOOD	02/11/1961	Active	32	3	0	10.34%	25		0	Y	4		10/2025		
43867	BLOOMER	05/31/1984	Active	16	0	0	0.00%	16		23	Y	4	R	06/2025		
10682	BOYD	05/08/1951	Active	28	0	0	0.00%	27		5	Y	2	R	09/2024		
67699	BRUCE BLUE HILLS	04/14/2003	Active	16	0	3	-15.79%	21	5	1	Y	5	N	02/2023		
10683	BRULE RIVER	07/30/1958	Active	35	2	2	0.00%	33	43	1	Y	5	N	08/2024		
10684	CADOTT	10/02/1947	Active	43	3	0	7.50%	39		0	Y	2	R	11/2025		\$1,085.00
	Exc Award (06/30/2023)															
56253	CHEQUAMEGON	11/17/1994	Active	53	0	1	-1.85%	48	16	0	Y		N	10/2025		
10686	CHETEK	12/05/1967	Active(1)	59	2	1	1.72%	56	32	0	Y		N	11/2025		
	Exc Award (06/30/2023, 06/30/2024)															
10687	CHIPPEWA FALLS	05/03/1956	Active	65	1	2	-1.52%	59	2	1	Y		N	10/2025		\$50.00
	Exc Award (06/30/2023, 06/30/2024, 06/30/2025)															
10688	CLAYTON	12/08/1965	Active	19	1	1	0.00%	18	9	3	Y	2	N	10/2025		\$50.00
10689	CLEAR LAKE	09/26/1966	Active	25	1	0	4.17%	25		1	Y		IP	11/2025		
10691	CORNELL	06/25/1931	Active	24	5	0	26.32%	19		1	Y	21		10/2025		\$1,000.00
63348	DRESSER	06/26/2000	Active	10	0	0	0.00%	11		8	Y	4	R	11/2025		\$550.00
	Exc Award (06/30/2023)															
10699	FREDERIC	01/10/1974	Active	16	0	0	0.00%	18		6	Y	2	R	10/2025		
30716	GRANTSBURG	05/13/1975	Active	9	0	1	-10.00%	11	6	2	Y	2	N	11/2025		
10702	HAWKINS	12/06/1950	Active	20	0	0	0.00%	16		4	N	None		09/2024		
10703	HAYWARD	03/07/1963	Active(1)	40	2	8	-13.04%	46	7	1	N		N	09/2025		
10705	JIM FALLS	01/05/1960	Active	58	0	2	-3.33%	66	1	2	Y		N	11/2025		\$2,200.00
	Exc Award (06/30/2024)															
10707	LADYSMITH	12/12/1968	Active	28	0	2	-6.67%	32	9	1	Y	3	R	10/2025		
10708	LAKE HOLCOMBE L C	11/09/1972	Active	77	7	3	5.48%	72	9	0	Y		R	11/2025	90+ Days	



Club Health Assessment for District 27 E1 through November 2025

			Status	Membership						Reports				Finance	LCIF	
Club Number	Club Name	Charter Date	Times in Status Quo in Past 2 Years	Current Member Count **	YTD Members Added	YTD Members Dropped	YTD Net Growth% ***	Member Count 1 Year Ago	Dropped Members Avg.Length of Service	Months Since Membership Update	Current Officers Reported ****	Current President Repeated Term	VP Reported *****	Last Date Reported Service (mm/yyyy)	Account Balance	YTD Donations
10710	LAKE WISSOTA L C	07/11/1973	Active	34	3	0	9.68%	37		0	Y		N	11/2025		\$100.00
10711	LUCK	11/14/1960	Active	40	0	7	-14.89%	49	18	2	Y	3	R	09/2025		
Exc Award (06/30/2018)																
38958	OSCEOLA AREA	10/28/1980	Active	28	0	2	-6.67%	30	16	4	Y		R	10/2025		
38900	PATTISON PARK AREA L C	09/29/1980	Active	37	1	2	-2.63%	39	10	0	Y	3	N	11/2025		
10719	POPLAR WENTWORTH	11/12/1963	Active	6	0	0	0.00%	6		19	Y	7		10/2025		
10720	PRAIRIE FARM AREA	12/04/1967	Active	42	3	0	7.69%	38		5	Y	8	R	12/2022		
10721	RICE LAKE	10/30/1967	Active	46	3	1	4.55%	45	6	0	Y		N	03/2024		
Exc Award (06/30/2017)																
57477	SEELEY	11/07/1995	Active	39	2	0	5.41%	41		2	Y	5		11/2022		
10725	SHELL LAKE	01/21/1960	Active	58	0	0	0.00%	60		5	Y			02/2024		
Exc Award (06/30/2017)																
10726	SIREN	05/26/1969	Active	23	0	0	0.00%	24		7	N	None		08/2022		
Exc Award (06/30/2016, 06/30/2018)																
10727	SOLO SPRINGS	05/10/1956	Active	24	0	2	-7.69%	26	8	1	Y	3		09/2023		
10728	SPOONER-TREGO L C	09/21/1972	Active	31	1	1	0.00%	30	1	2	N	None		11/2025		
10700	ST CROIX FALLS	03/25/1952	Active	21	1	0	5.00%	20		3	Y		R	11/2025		
Exc Award (06/30/2023)																
10730	STANLEY	04/09/1946	Active	35	0	0	0.00%	35		15	N	None		04/2025		
10732	STONE LAKE	01/12/1970	Active	16	0	0	0.00%	19		0	Y	2	N	03/2025		
10735	TILDEN	12/04/1973	Active	35	0	0	0.00%	39		1	N			12/2024		
Exc Award (06/30/2018)																
10737	TURTLE LAKE	05/01/1952	Active	54	0	0	0.00%	54		12	Y	3		11/2025		
Exc Award (06/30/2016, 06/30/2018)																
145762	Turtle Lake Area Lioness	03/23/2021	Active	14	1	0	7.69%	13		2	Y	6	R	03/2024		
10685	UNITY AREA	06/10/1957	Active	15	0	0	0.00%	15		19	N	None		04/2024		
43346	WANDEROOS	01/16/1984	Active	8	0	0	0.00%	7		7	Y	10		11/2025		
Exc Award (06/30/2024, 06/30/2025)																
10738	WEBSTER	12/13/1966	Active	36	1	0	2.86%	37		0	Y		N	10/2025		
30350	WINTER & AREA L C	03/13/1975	Active	30	5	2	11.11%	24	3	1	Y		R	10/2025		
Exc Award (06/30/2024, 06/30/2025)																



Club Health Assessment for District 27 E1 through November 2025

						Status					Membership					Reports				Finance		LCIF
						Times in Status Quo in Past 2 Years		Current Member Count **	YTD Members Added	YTD Members Dropped	YTD Net Growth***	Member Count 1 Year Ago	Dropped Members Avg.Length of Service	Months Since Membership Update	Current Officers Reported ****	Current President Repeated Term	VP Reported *****	Last Date Reported Service (mm/yyyy)	Account Balance	YTD Donations		
Club Number	Club Name		Charter Date																			
Current Total Clubs Count	YTD New Clubs Count	YTD Cancelled Clubs Count	YTD Net Club Gain	Current Total Members Count	YTD Add	YTD Drop	YTD Net Growth	Member Count 12 Months Ago	Average Member Count Per Club	% of Clubs with less than 20 members	% No Officer Report in 12 Months	% of Clubs with balance 90+ days	Number of Clubs in Status Quo	% Status Quo Clubs in Financial Suspension	Number of Cancelled Clubs	Average Cancelled Club Age	Members Lost Due to Cancellation	% of Clubs Cancelled for Non-Financial Reasons				
43	0	0	0	1,406	52	43	9	0.64%	1,414	33	26%	7%	9%	0	0%	0	0	0	0%			

* - P - Priority Club. Cancellation Reasons: 1-Objectives/conduct, 2-Non-active club, 5-Non-existing club, 6-Disbanding, 7-Merger, 8-Financial Suspension, 9-District/Multiple District Dues.

** Red denotes below 15 active members.

*** Red denotes 20% + loss.

**** Y - all 3 (President, Secretary, Treasurer) club officers reported, N - not all 3 reported.

***** Abbreviation: N-New, IP-Immediate Past, R-Repeat.



Club Health Assessment for District 27 E2 through November 2025

			Status	Membership						Reports				Finance	LCIF	
Club Number	Club Name	Charter Date	Times in Status Quo in Past 2 Years	Current Member Count **	YTD Members Added	YTD Members Dropped	YTD Net Growth% ***	Member Count 1 Year Ago	Dropped Members Avg.Length of Service	Months Since Membership Update	Current Officers Reported ****	Current President Repeated Term	VP Reported *****	Last Date Reported Service (mm/yyyy)	Account Balance	YTD Donations
Clubs less than two years old																
179099	Chippewa Valley Emerging Leaders	02/13/2025	Active(1)	16	4	10	-27.27%	0	1	0	N	2	N	10/2025		
Clubs more than two years old																
10674	ALMA	03/21/1968	Active	12	1	0	9.09%	12		3	N	None	N	06/2025	90+ Days	
10675	ALMA CENTER	01/30/1967	Active	32	0	0	0.00%	31		10	Y	5		09/2025		
10676	ALTOONA	02/21/1961	Active	98	10	0	11.36%	77		0	Y	2	R	11/2025		\$25.00
Exc Award (06/30/2025)																
10677	ARCADIA	07/17/1951	Active	48	0	0	0.00%	51		5	Y		N	06/2025		
10678	AUGUSTA	11/20/1939	Active	51	0	2	-3.77%	56	6	1	Y	2	N	11/2025		
10680	BLACK RIVER FALLS	10/08/1937	Active	46	0	1	-2.13%	43	14	0	Y		N	11/2025		\$55.00
53356	BOYCEVILLE	06/15/1992	Active	14	0	1	-6.67%	15	1	1	Y	8	R	10/2025		
64949	CLEGHORN	01/18/2002	Active	80	3	2	1.27%	79	10	1	Y		N	11/2025		\$300.00
Exc Award (06/30/2018, 06/30/2023)																
10690	COCHRANE BUFFALO CITY	04/18/1967	Active	4	0	0	0.00%	4		33	Y	3				
31431	DEER PARK	12/22/1975	Active	18	0	0	0.00%	18		9	Y	2		02/2025		
10692	DURAND	03/08/1965	Active	22	0	0	0.00%	22		11	Y	3	R	09/2025		\$650.00
37795	EAU CLAIRE EVE	12/06/1979	Active	18	1	3	-10.00%	22	11	0	Y	2	N	10/2025		
43145	EAU CLAIRE SEYMOUR	11/22/1983	Active	47	0	0	0.00%	48		4	Y			11/2025		\$500.00
Exc Award (06/30/2024)																
39868	ELEVA STRUM AREA	05/19/1981	Active	16	0	1	-5.88%	18	44	2	Y	5		11/2025		
33020	ELK MOUND	11/18/1976	Active	17	0	0	0.00%	18		5	Y	2		11/2025		
Exc Award (06/30/2022)																
10694	ELLSWORTH	10/20/1930	Active	35	0	1	-2.78%	39	22	2	Y		R	11/2025		\$600.00
Exc Award (06/30/2023, 06/30/2024)																
10695	ETTRICK	07/18/1951	Active	47	0	0	0.00%	43		4	N	None		06/2025		\$480.00
10696	FAIRCHILD	11/14/1968	Active	26	0	0	0.00%	29		8	Y		N	10/2025		\$110.00
10697	FALL CREEK	03/22/1954	Active	49	0	0	0.00%	49		0	Y		R	11/2025		\$100.00
10698	FOUNTAIN CITY	09/07/1951	Active	25	0	0	0.00%	26		5	N	None		03/2025		



Club Health Assessment for District 27 E2 through November 2025

			Status	Membership						Reports				Finance	LCIF	
Club Number	Club Name	Charter Date	Times in Status Quo in Past 2 Years	Current Member Count **	YTD Members Added	YTD Members Dropped	YTD Net Growth% ***	Member Count 1 Year Ago	Dropped Members Avg.Length of Service	Months Since Membership Update	Current Officers Reported ****	Current President Repeated Term	VP Reported *****	Last Date Reported Service (mm/yyyy)	Account Balance	YTD Donations
10701	GALESVILLE	08/12/1946	Active	41	6	5	2.50%	41	5	1	Y	3	R	10/2025		
Exc Award (06/30/2024)																
39526	GLEN HILLS L C	03/03/1981	Active	28	0	0	0.00%	28		8	Y		N	01/2025		
Exc Award (06/30/2022)																
41886	HAMMOND	10/22/1982	Active	26	0	0	0.00%	30		3	Y	6	N	04/2025		
46822	HUDSON	01/23/1987	Active	31	0	2	-6.06%	32	21	2	Y	4	N	11/2025		
Exc Award (06/30/2021, 06/30/2022, 06/30/2023)																
10704	INDEPENDENCE	08/08/1951	Active	51	0	0	0.00%	57		5	Y		N	06/2025		
Exc Award (06/30/2018, 06/30/2019)																
10712	MENOMONIE	10/16/1946	Active	100	1	0	1.01%	105		1	Y		N	11/2025		
Exc Award (06/30/2022, 06/30/2023)																
28018	MERRILLAN	02/14/1974	Active	7	0	0	0.00%	5		9	Y	4		12/2024	\$520.00	
10714	MONDOVI	04/29/1959	Active	30	0	1	-3.23%	31	3	3	Y	5	N	08/2025		
28019	OSSEO	02/15/1974	Active	23	2	3	-4.17%	28	14	2	Y	3		08/2025		
10715	PEPIN	08/24/1972	Active	17	2	0	13.33%	18		0	Y		N	03/2025		
10716	PIGEON FALLS	05/31/1960	Active	38	1	3	-5.00%	40	24	0	Y	12	R	11/2025		
Exc Award (06/30/2024)																
10717	PLEASANTVILLE	10/31/1968	Active	19	0	1	-5.00%	20	9	3	Y	2	N	11/2024		
10718	PLUM CITY	03/13/1967	Active	33	1	0	3.13%	30		2	Y		N	10/2024		
38959	PRESCOTT	10/20/1980	Active	19	1	0	5.56%	20		5	N		N	05/2025		
10722	RIVER FALLS	11/22/1937	Active	73	0	0	0.00%	79		5	Y	2		11/2025		
10723	ROBERTS	01/10/1959	Active	78	6	0	8.33%	75		0	Y		N	11/2025	\$20.00	
Exc Award (06/30/2021)																
105716	SOMERSET	06/05/2009	Active(1)	25	1	3	-7.41%	26	11	3	Y	2	R	10/2025		
Exc Award (06/30/2022, 06/30/2024)																
10729	SPRING VALLEY	10/21/1947	Active	26	0	1	-3.70%	27	31	2	Y			08/2025		
10736	TREMPEALEAU	06/19/1972	Active	91	4	1	3.41%	83	3	0	Y	2	N	11/2025		
55081	WAUMANDEE AREA	12/01/1993	Active	23	0	0	0.00%	25		6	Y	4	N	07/2025		
10739	WHITEHALL	07/01/1946	Active	16	2	1	6.67%	14	23	2	Y	4	N	06/2025		
10740	WOODVILLE	01/03/1952	Active	54	0	2	-3.57%	54	3	1	Y		N	10/2025		



Club Health Assessment for District 27 E2 through November 2025

INTERNATIONAL

Club Number	Club Name	Charter Date	Status	Membership					Reports				Finance	LCIF		
			Times in Status Quo in Past 2 Years	Current Member Count **	YTD Members Added	YTD Members Dropped	YTD Net Growth***	Member Count 1 Year Ago	Dropped Members Avg.Length of Service	Months Since Membership Update	Current Officers Reported ****	Current President Repeated Term	VP Reported *****	Last Date Reported Service (mm/yyyy)	Account Balance	YTD Donations
			Exc Award (06/30/2021)													

Clubs Cancelled Previous Fiscal Year – Clubs Cancelled within last 12 months may be reinstated

Club Number	Club Name	Charter Date	Current Status*	Cancellation Date
10681	BLAIR	03/24/1958	Cancelled(8*)	06/29/2025
60728	FOUNTAIN CITY FARM FEST	05/05/1998	Cancelled(6*)	12/30/2024

Current Total Clubs Count	YTD New Clubs Count	YTD Cancelled Clubs Count	YTD Net Club Gain	Current Total Members Count	YTD Add	YTD Drop	YTD Net Growth	YTD Net Growth %	Member Count 12 Months Ago	Average Member Count Per Club	% of Clubs with less than 20 members	% No Officer Report in 12 Months	% of Clubs with balance 90+ days	Number of Clubs in Status Quo	% Status Quo Clubs in Financial Suspension	Number of Cancelled Clubs	Average Cancelled Club Age	Members Lost Due to Cancellation	% of Clubs Cancelled for Non-Financial Reasons
43	0	0	0	1,570	46	44	2	0.13%	1,568	37	30%	0%	5%	0	0%	0	0	0	0%

* - P - Priority Club. Cancellation Reasons: 1-Objectives/conduct, 2-Non-active club, 5-Non-existing club, 6-Disbanding, 7-Merger, 8-Financial Suspension, 9-District/Multiple District Dues.
** Red denotes below 15 active members.
*** Red denotes 20% + loss.
**** Y - all 3 (President, Secretary, Treasurer) club officers reported, N - not all 3 reported.
***** Abbreviation: N-New, IP-Immediate Past, R-Repeat.




Club Health Assessment for District 28 U through November 2025

			Status	Membership						Reports				Finance	LCIF	
Club Number	Club Name	Charter Date	Times in Status Quo in Past 2 Years	Current Member Count **	YTD Members Added	YTD Members Dropped	YTD Net Growth% ***	Member Count 1 Year Ago	Dropped Members Avg.Length of Service	Months Since Membership Update	Current Officers Reported ****	Current President Repeated Term	VP Reported *****	Last Date Reported Service (mm/yyyy)	Account Balance	YTD Donations
Clubs less than two years old																
172109	Weber State University	06/17/2024	Active	7	0	0	0.00%	31		7	Y			11/2025		
Clubs more than two years old																
10778	BINGHAM CANYON	11/01/1938	Active(2)	20	0	3	-13.04%	38	15	1	N	3	R	12/2024	90+ Days	
10779	BLUFFDALE	05/27/1957	Active	22	3	9	-21.43%	26	4	1	Y			04/2025		
10741	BOUNTIFUL	10/10/1938	Active	44	0	2	-4.35%	43	29	0	Y		N	08/2025		\$1,700.00
10745	COALVILLE	04/05/1937	Active	10	0	2	-16.67%	13	3	0	Y	3		08/2025		\$100.00
10783	EAST MILL CREEK	12/02/1943	Active	12	3	1	20.00%	10	1	1	Y		N	01/2024		
10817	FLAMING GORGE	01/27/1958	Active	3	0	5	-62.50%	24	3	1	Y		N	07/2015		
10788	HOLLADAY	02/11/1943	Active	4	0	1	-20.00%	6	20	4	N	6		07/2020		\$300.00
10750	HYDE PARK	12/07/1947	Active	10	0	0	0.00%	11		1	Y	2		05/2025		
10824	KAMAS VALLEY	04/06/1937	Active	18	0	0	0.00%	15		4	Y	2	R	05/2025	90+ Days	
10754	LOGAN	12/18/1934	Active(1)	9	2	0	28.57%	13		0	Y		IP	04/2015		
10792	MAGNA	11/27/1925	Status Quo(1)	8	0	0	0.00%	8		25	N	10		06/2020		90+ Days
10756	MORGAN	09/21/1929	Active	23	4	1	15.00%	20	31	4	Y		N	12/2022		
105861	PARADISE	06/17/2009	Active(1)	14	0	0	0.00%	14		6	Y			08/2022	90+ Days	
58473	PARK CITY	06/24/1996	Active	8	0	1	-11.11%	9	10	2	Y	2		11/2025		
10762	PLAIN CITY	04/02/1948	Active	21	3	1	10.53%	19	34	1	Y		N	10/2025		
10765	RICHMOND	01/18/1929	Active	18	2	1	5.88%	17	2	0	Y		R	10/2025		
10768	RIVERDALE	05/23/1954	Active	18	1	1	0.00%	22	0	1	Y	2	N	11/2025		\$525.00
Exc Award (06/30/2023)																
10797	SALT LAKE CITY	06/07/1921	Active	4	0	0	0.00%	4		25	Y			09/2023		
10801	SALT LAKE CITY ROSE PARK	04/18/1950	Active	24	0	0	0.00%	25		1	Y		N	04/2025		\$100.00
10769	SMITHFIELD	12/15/1947	Active	17	0	2	-10.53%	16	20	1	Y		N	06/2025		\$150.00
10807	SOUTH SALT LAKE	12/18/1944	Active	14	0	0	0.00%	14		6	Y	2	R	11/2025		\$950.00
10772	SYRACUSE	07/19/1951	Active(1)	25	4	0	19.05%	21		0	Y		N	11/2025	90+ Days	\$4,199.54
10773	TREMONTON	01/09/1930	Active	23	0	0	0.00%	20		6	Y					



Club Health Assessment for District 28 U through November 2025

			Status	Membership						Reports				Finance	LCIF	
Club Number	Club Name	Charter Date	Times in Status Quo in Past 2 Years	Current Member Count **	YTD Members Added	YTD Members Dropped	YTD Net Growth% ***	Member Count 1 Year Ago	Dropped Members Avg.Length of Service	Months Since Membership Update	Current Officers Reported ****	Current President Repeated Term	VP Reported *****	Last Date Reported Service (mm/yyyy)	Account Balance	YTD Donations
10774	WASHINGTON TERRACE	05/25/1959	Active(1)	2	3	1	100.00%	2	17	4	Y	10		05/2023	90+ Days	

Clubs Cancelled Previous Fiscal Year – Clubs Cancelled within last 12 months may be reinstated

Club Number	Club Name	Charter Date	Current Status*	Cancellation Date
56349	SALT LAKE CITY RED BUTTE	12/28/1994	Cancelled(6*)	09/29/2024

Current Total Clubs Count	YTD New Clubs Count	YTD Cancelled Clubs Count	YTD Net Club Gain	Current Total Members Count	YTD Add	YTD Drop	YTD Net Growth	YTD Net Growth %	Member Count 12 Months Ago	Average Member Count Per Club	% of Clubs with less than 20 members	% No Officer Report in 12 Months	% of Clubs with balance 90+ days	Number of Clubs in Status Quo	% Status Quo Clubs in Financial Suspension	Number of Cancelled Clubs	Average Cancelled Club Age	Members Lost Due to Cancellation	% of Clubs Cancelled for Non-Financial Reasons
25	0	0	0	378	25	31	-6	-1.56%	441	15	68%	0%	24%	1	100%	0	0	0	0%

* - P - Priority Club. Cancellation Reasons: 1-Objectives/conduct, 2-Non-active club, 5-Non-existing club, 6-Disbanding, 7-Merger, 8-Financial Suspension, 9-District/Multiple District Dues.

** Red denotes below 15 active members.


*** Red denotes 20% + loss.

**** Y - all 3 (President, Secretary, Treasurer) club officers reported, N - not all 3 reported.

***** Abbreviation: N-New, IP-Immediate Past, R-Repeat.



Club Health Assessment for District 28 T through November 2025

			Status	Membership					Reports					Finance	LCIF	
Club Number	Club Name	Charter Date	Times in Status Quo in Past 2 Years	Current Member Count **	YTD Members Added	YTD Members Dropped	YTD Net Growth% ***	Member Count 1 Year Ago	Dropped Members Avg.Length of Service	Months Since Membership Update	Current Officers Reported ****	Current President Repeated Term	VP Reported *****	Last Date Reported Service (mm/yyyy)	Account Balance	YTD Donations
Clubs more than two years old																
10846	BRYCE	03/22/1962	Status Quo(1)	19	0	0	0.00%	19		4	Y	4		07/2022	90+ Days	
10847	CEDAR CITY	12/22/1930	Active	54	4	5	-1.82%	54	14	0	Y		N	04/2025		\$200.00
10818	DUCHESNE	01/18/1939	Active	9	0	0	0.00%	9		4	Y	11	R	07/2022		
10850	EPHRAIM	09/15/1924	Active	17	0	0	0.00%	17		17	Y	4		01/2020		
10851	ESCALANTE	07/12/1962	Active	16	0	0	0.00%	16		1	Y	11		03/2022		
38587	FOUNTAIN GREEN	06/29/1980	Active	10	0	0	0.00%	10		4	Y	11	R	03/2019		
38288	GLENDALE LONG VALLEY	04/28/1980	Active(1)	32	0	0	0.00%	34		5	Y	2				
10855	GUNNISON VALLEY L C	02/26/1924	Active	38	2	0	5.56%	37		3	Y		N	07/2016	90+ Days	
10856	HINCKLEY	02/26/1951	Active	10	0	0	0.00%	10		17	Y	9		04/2014		
10857	HURRICANE	04/16/1941	Active	10	1	0	11.11%	10		3	Y		N	05/2018		\$500.00
55367	MAYFIELD	03/03/1994	Active	21	4	2	10.53%	18	15	2	N	None	N	07/2023		
10861	MILFORD	04/29/1924	Status Quo(1)	15	0	0	0.00%	15		17	Y	14			90+ Days	
10863	MONROE	05/05/1927	Active(1)	13	0	0	0.00%	12		4	Y	4				
10830	MONTICELLO	12/20/1945	Active(1)	16	0	0	0.00%	18		5	Y			06/2025		
10866	NEPHI	03/10/1948	Active	24	1	2	-4.00%	25	3	4	N			09/2022		\$600.00
10867	PANGUITCH	12/24/1929	Active	14	0	0	0.00%	18		7	N	None		10/2025		
10868	PAROWAN	02/22/1962	Active	9	2	4	-18.18%	11	23	0	Y	10	R		90+ Days	
10869	PAYSON	01/08/1924	Active	20	0	0	0.00%	22		4	Y	2	R	09/2023		
10834	PLEASANT GROVE	10/24/1938	Active	4	0	0	0.00%	4		18	Y	5		11/2025		
10870	RICHFIELD	11/22/1928	Active	24	0	0	0.00%	33		3	Y		N	07/2025		
10872	SALINA	03/20/1924	Status Quo(1)	14	2	1	7.69%	10	4	4	Y	3		11/2016	90+ Days	\$350.00
10871	ST GEORGE	11/05/1934	Active	66	8	0	13.79%	63		2	Y			09/2015		
10874	WASHINGTON	05/14/1969	Active	24	0	0	0.00%	16		2	Y	5		10/2018		
10876	ZION CANYON	05/20/1950	Active	23	5	0	27.78%	17		2	Y	11		03/2019	90+ Days	



Club Health Assessment for District 28 T through November 2025

			Status	Membership					Reports				Finance	LCIF		
Club Number	Club Name	Charter Date	Times in Status Quo in Past 2 Years	Current Member Count **	YTD Members Added	YTD Members Dropped	YTD Net Growth% ***	Member Count 1 Year Ago	Dropped Members Avg.Length of Service	Months Since Membership Update	Current Officers Reported ****	Current President Repeated Term	VP Reported *****	Last Date Reported Service (mm/yyyy)	Account Balance	YTD Donations

Clubs Cancelled Previous Fiscal Year – Clubs Cancelled within last 12 months may be reinstated

Club Number	Club Name	Charter Date	Current Status*	Cancellation Date
10828	MOAB	07/31/1930	Cancelled(8*)	06/29/2025

Current Total Clubs Count	YTD New Clubs Count	YTD Cancelled Clubs Count	YTD Net Club Gain	Current Total Members Count	YTD Add	YTD Drop	YTD Net Growth	YTD Net Growth %	Member Count 12 Months Ago	Average Member Count Per Club	% of Clubs with less than 20 members	% No Officer Report in 12 Months	% of Clubs with balance 90+ days	Number of Clubs in Status Quo	% Status Quo Clubs in Financial Suspension	Number of Cancelled Clubs	Average Cancelled Club Age	Members Lost Due to Cancellation	% of Clubs Cancelled for Non-Financial Reasons
24	0	0	0	502	29	14	15	3.08%	498	21	58%	0%	25%	3	100%	0	0	0	0%

* - P - Priority Club. Cancellation Reasons: 1-Objectives/conduct, 2-Non-active club, 5-Non-existing club, 6-Disbanding, 7-Merger, 8-Financial Suspension, 9-District/Multiple District Dues.

** Red denotes below 15 active members.

*** Red denotes 20% + loss.

**** Y - all 3 (President, Secretary, Treasurer) club officers reported, N - not all 3 reported.

***** Abbreviation: N-New, IP-Immediate Past, R-Repeat.



Club Health Assessment for District 29 L through November 2025

			Status	Membership					Reports				Finance	LCIF		
Club Number	Club Name	Charter Date	Times in Status Quo in Past 2 Years	Current Member Count **	YTD Members Added	YTD Members Dropped	YTD Net Growth% ***	Member Count 1 Year Ago	Dropped Members Avg.Length of Service	Months Since Membership Update	Current Officers Reported ****	Current President Repeated Term	VP Reported *****	Last Date Reported Service (mm/yyyy)	Account Balance	YTD Donations
Clubs less than two years old																
182511	West Virginia University	10/07/2025	Newly Chartered	21	21	0	100.00%	0		1	Y		N	10/2025		
Clubs more than two years old																
10998	BARBOURSVILLE	12/18/1942	Active	32	4	0	14.29%	29		2	Y		N	11/2025	90+ Days	
10877	BARRACKVILLE	12/10/1957	Active	10	1	5	-28.57%	13	17	0	Y	3	R	11/2025		
10878	BOAZ	03/11/1971	Active	6	0	0	0.00%	8		5	Y	7		11/2025		
10880	CHESTER	09/18/1947	Active	39	0	0	0.00%	40		6	Y	4	R	11/2025		
Exc Award (06/30/2024)																
10881	CLAY BATTELLE DISTRICT L C	03/16/1969	Active	6	0	0	0.00%	6		11	N	None		06/2022		
35997	DALLAS	08/14/1978	Active	17	1	2	-5.56%	18	9	1	Y		R	11/2025		\$40.00
10883	DODDRIDGE COUNTY L C	03/26/1968	Active	33	2	5	-8.33%	40	16	0	Y	2	N	11/2025		
10886	ELM GROVE	10/26/1943	Active	16	1	0	6.67%	13		4	Y	3	R	11/2025		
10887	FAIRMONT	04/20/1923	Active	19	0	0	0.00%	20		1	Y	5	R	11/2025		
Exc Award (06/30/2023, 06/30/2024)																
10891	FOLLANSBEE	01/10/1940	Active	37	21	0	131.25%	16		1	Y	2		11/2025		
Exc Award (06/30/2023, 06/30/2024)																
10892	FRIENDLY	09/03/1959	Active	17	6	24	-51.43%	25	5	1	Y	2	N	11/2025		\$100.00
Exc Award (06/30/2017, 06/30/2018, 06/30/2019, 06/30/2020, 06/30/2021, 06/30/2023, 06/30/2024)																
10894	GLENVILLE	09/30/1957	Active	31	0	0	0.00%	30		4	Y	2	R	11/2025	90+ Days	
10896	GRANTSVILLE	05/14/1947	Active	24	6	2	20.00%	23	0	0	Y		N	11/2025		
10898	HARRISVILLE	05/28/1930	Active	10	0	0	0.00%	10		8	N	None		11/2025		
11019	HUNTINGTON DOWNTOWN	03/09/1922	Active	1	0	0	0.00%	3		6	Y	9		11/2025		
11024	LESAGE	08/07/1972	Active	15	0	0	0.00%	22		5	Y			11/2025		
31251	LIBERTY	10/09/1975	Active	29	0	0	0.00%	29		17	Y	8	R	11/2025		
11029	MILTON	01/16/1930	Active	12	1	0	9.09%	13		4	Y		N	11/2025		
10907	MORGANTOWN AREA	05/11/1923	Active	19	0	0	0.00%	18		6	Y	2	R	10/2025		\$500.00



Club Health Assessment for District 29 L through November 2025

			Status		Membership					Reports					Finance		LCIF
Club Number	Club Name	Charter Date	Times in Status Quo in Past 2 Years	Current Member Count **	YTD Members Added	YTD Members Dropped	YTD Net Growth% ***	Member Count 1 Year Ago	Dropped Members Avg.Length of Service	Months Since Membership Update	Current Officers Reported ****	Current President Repeated Term	VP Reported *****	Last Date Reported Service (mm/yyyy)	Account Balance	YTD Donations	
10908	MOUNDSVILLE	09/11/1941	Active	38	0	6	-13.64%	39	27	2	Y		N	11/2025			
29361	MT OLIVET	05/29/1974	Active	39	0	2	-4.88%	40	3	0	Y		N	11/2025			
	Exc Award (06/30/2017, 06/30/2018, 06/30/2020, 06/30/2021, 06/30/2022, 06/30/2023, 06/30/2024)																
10910	NEW CUMBERLAND	04/09/1946	Active	29	0	1	-3.33%	32	2	1	Y		N	11/2025			
10912	NEW MARTINSVILLE	01/30/1946	Active	13	0	0	0.00%	14		6	Y	3	R	11/2025			
	Exc Award (06/30/2018)																
10911	NEWELL	12/06/1946	Active	13	0	4	-23.53%	17	8	0	Y		R	11/2025			
140734	Ohio County Virtual	01/29/2020	Active	23	0	0	0.00%	32		5	Y	2	R	11/2025			
	Exc Award (06/30/2021)																
10913	PADEN CITY	11/14/1927	Active	23	0	0	0.00%	24		2	Y	4	R	11/2025			
10914	PARKERSBURG	02/24/1922	Active	30	2	0	7.14%	29		1	Y		N	11/2025		\$25,500.00	
	Exc Award (06/30/2024)																
44959	PINE GROVE SHORTLINE	05/13/1985	Active	9	0	0	0.00%	9		1	Y	4		11/2025			
101913	PLEASANTS AREA	05/21/2008	Active	16	0	1	-5.88%	14	17	0	Y	8	N	11/2025		\$200.00	
	Exc Award (06/30/2018, 06/30/2019)																
11050	PUTNAM COUNTY	01/09/1947	Active	27	3	0	12.50%	30		0	Y		R	11/2025			
11036	RAVENSWOOD	10/29/1929	Status Quo(2)	9	0	0	0.00%	14		9	N	None		05/2023	90+ Days		
10918	RIVESVILLE	09/28/1942	Status Quo(2)	4	0	0	0.00%	4		1	Y	8		10/2025	90+ Days		
10919	SISTERSVILLE	06/27/1947	Active	14	1	0	7.69%	13		1	Y	7	R	11/2025			
	Exc Award (06/30/2017)																
10921	SOUTH PARKERSBURG	11/18/1941	Active	9	0	0	0.00%	9		5	N	None		11/2025			
11020	SOUTHEAST HUNTINGTON	01/25/1955	Active	19	0	0	0.00%	18		11	N	None		11/2025			
11043	SPENCER	04/19/1928	Status Quo(1)	8	0	2	-20.00%	10	21	3	N	10	R	05/2023	90+ Days		
10928	WASHINGTON	03/19/1964	Active	17	0	0	0.00%	17		16	Y	14	R	11/2025			
10929	WAVERLY	11/12/1951	Active	3	0	0	0.00%	3		14	N	None		10/2025			
10930	WEIRTON	08/03/1936	Active	23	2	3	-4.17%	22	1	0	Y		N	11/2025			
	Exc Award (06/30/2019, 06/30/2020, 06/30/2023, 06/30/2024)																
10932	WELLSBURG	07/23/1936	Active	24	4	4	0.00%	27	22	1	Y	2	N	11/2025			
10933	WEST LIBERTY	02/08/1972	Active	19	6	2	26.67%	15	27	3	Y		N	02/2023			



Club Health Assessment for District 29 L through November 2025

INTERNATIONAL

						Status		Membership					Reports				Finance		LCIF	
						Times in Status Quo in Past 2 Years	Current Member Count **	YTD Members Added	YTD Members Dropped	YTD Net Growth***	Member Count 1 Year Ago	Dropped Members Avg.Length of Service	Months Since Membership Update	Current Officers Reported ****	Current President Repeated Term	VP Reported *****	Last Date Reported Service (mm/yyyy)	Account Balance	YTD Donations	
87844	WESTERN MONONGALIA COUNTY AREA Exc Award (06/30/2020)					05/24/2005	Active	5	0	0	0.00%	8		6	Y	3	R	11/2025		
10935	WHEELING					01/06/1922	Active	58	0	0	0.00%	59		3	Y		N	11/2025		\$500.00
44289	WHEELING ISLAND Exc Award (06/30/2019, 06/30/2020)					10/29/1984	Active	9	0	0	0.00%	10		0	Y		N	11/2025		
10937	WHEELING WARWOOD Exc Award (06/30/2016, 06/30/2018)					11/08/1944	Active	24	0	0	0.00%	26		6	Y	2	R	10/2025		\$50.00
10938	WILLIAMSTOWN					08/30/1946	Active	30	0	1	-3.23%	30	4	0	Y			11/2025		\$40.00
Current Total Clubs Count	YTD New Clubs Count	YTD Cancelled Clubs Count	YTD Net Club Gain	Current Total Members Count	YTD Add	YTD Drop	YTD Net Growth	YTD Net Growth %	Member Count 12 Months Ago	Average Member Count Per Club	% of Clubs with less than 20 members	% No Officer Report in 12 Months	% of Clubs with balance 90+ days	Number of Clubs in Status Quo	% Status Quo Clubs in Financial Suspension	Number of Cancelled Clubs	Average Cancelled Club Age	Members Lost Due to Cancellation	% of Clubs Cancelled for Non-Financial Reasons	
47	1	0	1	929	82	64	18	1.98%	941	20	57%	9%	11%	3	100%	0	0	0	0%	

* - P - Priority Club. Cancellation Reasons: 1-Objectives/conduct, 2-Non-active club, 5-Non-existing club, 6-Disbanding, 7-Merger, 8-Financial Suspension, 9-District/Multiple District Dues.

** Red denotes below 15 active members.

*** Red denotes 20% + loss.

**** Y - all 3 (President, Secretary, Treasurer) club officers reported, N - not all 3 reported.

***** Abbreviation: N-New, IP-Immediate Past, R-Repeat.




Club Health Assessment for District 29 C through November 2025

			Status	Membership						Reports				Finance		LCIF
Club Number	Club Name	Charter Date	Times in Status Quo in Past 2 Years	Current Member Count **	YTD Members Added	YTD Members Dropped	YTD Net Growth% ***	Member Count 1 Year Ago	Dropped Members Avg.Length of Service	Months Since Membership Update	Current Officers Reported ****	Current President Repeated Term	VP Reported *****	Last Date Reported Service (mm/yyyy)	Account Balance	YTD Donations
Clubs less than two years old																
171604	Concord University	06/04/2024	Active	22	0	0	0.00%	22		10	N	None			90+ Days	
Clubs more than two years old																
10997	ALUM CREEK	07/21/1961	Active	36	0	1	-2.70%	40	53	0	Y		N	12/2024		
11052	ANSTED	10/16/1973	Active	14	0	0	0.00%	16		5	Y	7		04/2025		
	Exc Award (06/30/2021)															
11053	ATHENS	10/22/1946	Active	26	0	1	-3.70%	29	7	0	Y		N	01/2024		
11056	BEAVER	10/23/1946	Active	12	0	0	0.00%	13		7	N	None		12/2023		
11057	BECKLEY	05/15/1931	Active	14	1	0	7.69%	13		4	Y	7		04/2025	90+ Days	
	Exc Award (06/30/2021)															
11058	BLUEFIELD	04/08/1922	Active	24	3	2	4.35%	36	31	1	Y		N	02/2024	90+ Days	
11059	BLUEWELL	01/27/1955	Active(2)	26	0	0	0.00%	26		12	N	None		12/2020		
41668	CHAPMANVILLE	06/28/1982	Active	10	0	0	0.00%	11		5	N	None		05/2025		
11003	CHARLESTON KANAWHA CITY	11/29/1954	Active	35	0	1	-2.78%	35	44	3	Y		N	08/2025		\$2,200.00
37466	CHARLESTON SOUTHRDG PACESETTER	08/28/1979	Active	21	2	1	5.00%	19	1	4	N	2		03/2024	90+ Days	
	Exc Award (06/30/2019)															
41887	CHARLESTON WEST	10/19/1982	Active	12	0	0	0.00%	12		19	N	None		04/2024	90+ Days	
11064	CLAY	07/05/1940	Active(1)	18	1	0	5.88%	17		2	Y	8	R	09/2025		
11008	CLENDENIN	10/09/1928	Status Quo(2)	23	0	0	0.00%	23		24	N	None		11/2022	90+ Days	\$200.00
11067	CRAB ORCHARD MACARTHUR	03/05/1964	Cancelled(6*)	0	0	1	-100.00%	14	12	1	N	None		04/2024		
11068	CRAIGSVILLE	05/13/1960	Active	11	0	0	0.00%	11		4	N	None		12/2023		
11014	DUNBAR	11/24/1930	Active	8	0	0	0.00%	8		25	N	None		12/2020		
	Exc Award (06/30/2019)															
11070	DURBIN	09/25/1946	Active	38	0	0	0.00%	38		6	Y	2	N	05/2025		
11071	FAYETTEVILLE	09/08/1954	Active	19	2	1	5.56%	17	1	1	Y	2	R	06/2023	90+ Days	
11072	FLATWOODS HEATERS L C	09/26/1957	Status Quo(2)	12	0	0	0.00%	12		41	N	None		12/2020	90+ Days	
	Exc Award (06/30/2021)															
11074	GASSAWAY	05/25/1945	Active	28	2	0	7.69%	24		1	Y		IP	08/2025		



Club Health Assessment for District 29 C through November 2025


			Status	Membership						Reports				Finance		LCIF
Club Number	Club Name	Charter Date	Times in Status Quo in Past 2 Years	Current Member Count **	YTD Members Added	YTD Members Dropped	YTD Net Growth% ***	Member Count 1 Year Ago	Dropped Members Avg.Length of Service	Months Since Membership Update	Current Officers Reported ****	Current President Repeated Term	VP Reported *****	Last Date Reported Service (mm/yyyy)	Account Balance	YTD Donations
Exc Award (06/30/2018)			Status Quo(3)	10	0	0	0.00%	10		22	N	None		12/2023	90+ Days	\$150.00
11075	GAULEY BRIDGE	10/19/1964		17	0	0	0.00%	17		7	Y		R	04/2025		
Exc Award (06/30/2021, 06/30/2023)																
11079	LEWISBURG	02/14/1940	Active	26	0	0	0.00%	27		3	Y	3	R	11/2025		
11025	LOGAN	05/13/1940	Active	29	0	0	0.00%	32		6	Y	3	R	06/2025		
Exc Award (06/30/2021, 06/30/2023)																
11026	LOUDENDALE	02/28/1966	Active	9	0	0	0.00%	11		9	N	None		12/2020		
44718	MAN	03/07/1985	Active	18	0	3	-14.29%	20	19	4	N	12	R	04/2024		
11080	MARLINTON	01/15/1953	Active	24	4	0	20.00%	20		0	N		N	11/2025		
11082	MONTGOMERY	12/27/1929	Active(2)	6	0	0	0.00%	7		7	N	10		06/2024		
11083	MOUNT HOPE	08/25/1930	Active	43	1	2	-2.27%	43	23	1	Y		N	11/2025		
11085	OAK HILL	09/22/1938	Active	18	0	0	0.00%	22		3	Y	6		06/2025		
Exc Award (06/30/2019)																
11086	PINEVILLE	09/24/1953	Active	36	0	0	0.00%	30		6	Y	3	N	09/2025		
Exc Award (06/30/2023, 06/30/2024)																
11087	PRINCETON	05/22/1940	Active	12	0	3	-20.00%	16	7	0	Y	6	R	11/2025		
Exc Award (06/30/2021)																
11081	RAINELLE	06/23/1930	Active(1)	7	0	0	0.00%	7		41	N	None		10/2020	90+ Days	
11088	RICHWOOD	02/27/1947	Active	10	0	0	0.00%	10		9	N	None		12/2020		
11089	RONCEVERTE	04/24/1946	Status Quo(1)	26	0	0	0.00%	26		18	N	None		12/2023	90+ Days	
11040	SISSONVILLE	03/06/1951	Active	12	0	0	0.00%	14		5	Y	5	N	09/2024		
11041	SOUTH CHARLESTON	09/01/1936	Active	12	0	0	0.00%	15		9	Y	3	N	06/2023		
Exc Award (06/30/2017, 06/30/2018)																
144117	University of Charleston	12/16/2020	Active	15	0	0	0.00%	15		12	N	None		10/2024		
11096	WELCH	11/29/1937	Active	23	7	2	27.78%	18	54	0	Y		R	05/2023		\$500.00
11097	WHITE SULPHUR SPRINGS	01/14/1957	Active	22	0	0	0.00%	21		7	Y	2	N	05/2025		

Clubs Cancelled Previous Fiscal Year – Clubs Cancelled within last 12 months may be reinstated

Club Number	Club Name	Charter Date	Current Status*	Cancellation Date
-------------	-----------	--------------	-----------------	-------------------



Club Health Assessment for District 29 C through November 2025



			Membership							Reports				Finance		LCIF			
Club Number	Club Name	Charter Date	Times in Status Quo in Past 2 Years	Current Member Count **	YTD Members Added	YTD Members Dropped	YTD Net Growth***	Member Count 1 Year Ago	Dropped Members Avg.Length of Service	Months Since Membership Update	Current Officers Reported ****	Current President Repeated Term	VP Reported *****	Last Date Reported Service (mm/yyyy)	Account Balance	YTD Donations			
10999	BELLE-RAND	12/17/1943	Cancelled(8*)	12/30/2024															
11062	BRADSHAW	11/28/1956	Cancelled(8*)	12/30/2024															
46286	CEREDO-KENOVA RIVER CITIES	06/16/1986	Cancelled(8*)	06/29/2025															
11002	CHARLESTON	09/30/1921	Cancelled(8*)	06/29/2025															
50748	DANVILLE AREA	06/27/1990	Cancelled(8*)	06/29/2025															
11000	GLASGOW CEDAR GROVE	03/22/1945	Cancelled(8*)	06/29/2025															
11018	HAMLIN	08/07/1945	Cancelled(8*)	12/30/2024															
Current Total Clubs Count	YTD New Clubs Count	YTD Cancelled Clubs Count	YTD Net Club Gain	Current Total Members Count	YTD Add	YTD Drop	YTD Net Growth	YTD Net Growth %	Member Count 12 Months Ago	Average Member Count Per Club	% of Clubs with less than 20 members	% No Officer Report in 12 Months	% of Clubs with balance 90+ days	Number of Clubs in Status Quo	% Status Quo Clubs in Financial Suspension	Number of Cancelled Clubs	Average Cancelled Club Age	Members Lost Due to Cancellation	% of Clubs Cancelled for Non-Financial Reasons
40	0	1	-1	784	23	18	5	0.64%	817	20	55%	33%	30%	4	100%	1	548	1	-600%

* - P - Priority Club. Cancellation Reasons: 1-Objectives/conduct, 2-Non-active club, 5-Non-existing club, 6-Disbanding, 7-Merger, 8-Financial Suspension, 9-District/Multiple District Dues.
** Red denotes below 15 active members.
*** Red denotes 20% + loss.
**** Y - all 3 (President, Secretary, Treasurer) club officers reported, N - not all 3 reported.
***** Abbreviation: N-New, IP-Immediate Past, R-Repeat.



Club Health Assessment for District 29 I through November 2025

			Status	Membership						Reports				Finance	LCIF	
Club Number	Club Name	Charter Date	Times in Status Quo in Past 2 Years	Current Member Count **	YTD Members Added	YTD Members Dropped	YTD Net Growth% ***	Member Count 1 Year Ago	Dropped Members Avg.Length of Service	Months Since Membership Update	Current Officers Reported ****	Current President Repeated Term	VP Reported *****	Last Date Reported Service (mm/yyyy)	Account Balance	YTD Donations
Clubs more than two years old																
10942	BERKELEY SPRINGS	10/15/1945	Active	60	0	0	0.00%	57		1	N			05/2025		\$1,750.00
	Exc Award (06/30/2016, 06/30/2017, 06/30/2020)															
10943	BRIDGEPORT	06/12/1930	Active	32	1	1	0.00%	35	0	3	Y		N	11/2025		\$1,050.00
	Exc Award (06/30/2016, 06/30/2018, 06/30/2021)															
10944	BRUCETON MILLS COMMUNITY	10/13/1955	Active	31	0	0	0.00%	31		0	Y		N	09/2025		\$500.00
	Exc Award (06/30/2018, 06/30/2024, 06/30/2025)															
10945	BUCKHANNON	12/12/1924	Active	17	0	0	0.00%	17		2	N	2		06/2025		
47573	BUCKHANNON KESLING MILL	06/29/1987	Active	13	0	0	0.00%	16		5	Y	3	R	05/2024		
10946	CENTRAL UPSHUR L C	12/11/1967	Active	17	0	0	0.00%	20		1	Y	3	N	11/2023		\$125.00
10947	CHARLES TOWN	12/29/1930	Active	10	0	0	0.00%	10		0	Y	6	R	06/2025		\$50.00
10948	CLARKSBURG	01/14/1924	Active	57	0	0	0.00%	57		4	Y		N	10/2025		
	Exc Award (06/30/2017, 06/30/2024)															
10949	CLARKSBURG ADAMSTON	11/22/1957	Active	25	1	0	4.17%	24		0	Y	6		07/2025		
36052	EAST LEWIS L C	09/06/1978	Active	21	0	0	0.00%	27		6	Y	2	N	11/2023		\$100.00
119712	East Preston	06/19/2013	Cancelled(6*)	0	0	5	-100.00%	6	10	3	N	None		11/2023		
	Exc Award (06/30/2017)															
10951	ELKINS	06/21/1951	Active	32	0	3	-8.57%	34	7	1	Y		N	12/2023		\$200.00
10954	FORT ASHBY	06/05/1948	Active	69	5	1	6.15%	70	4	1	Y		N	02/2025		\$1,050.00
	Exc Award (06/30/2018, 06/30/2019)															
10955	FRANKLIN	03/06/1940	Active	23	0	2	-8.00%	25	13	1	Y	6		02/2024		\$100.00
46703	GRAFTON	12/01/1986	Active	35	1	0	2.94%	32		2	Y	3	R	09/2025		\$500.00
	Exc Award (06/30/2016)															
10957	HARPERS FERRY BOLIVAR	05/31/1946	Active	8	0	1	-11.11%	9	49	0	Y	15	R	10/2025		\$250.00
131174	Harrison County HOPE Centennial	06/16/2017	Active	23	1	0	4.55%	31		4	Y	2	R	10/2025		
	Exc Award (06/30/2021)															
10958	HEDGESVILLE	03/29/1957	Active	18	0	0	0.00%	18		4	Y		N	11/2025		\$500.00
	Exc Award (06/30/2017, 06/30/2018)															



Club Health Assessment for District 29 I through November 2025

			Status	Membership						Reports				Finance	LCIF	
Club Number	Club Name	Charter Date	Times in Status Quo in Past 2 Years	Current Member Count **	YTD Members Added	YTD Members Dropped	YTD Net Growth% ***	Member Count 1 Year Ago	Dropped Members Avg.Length of Service	Months Since Membership Update	Current Officers Reported ****	Current President Repeated Term	VP Reported *****	Last Date Reported Service (mm/yyyy)	Account Balance	YTD Donations
10959	HODGESVILLE	01/28/1970	Active	13	0	0	0.00%	13		3	Y	7		04/2024		\$333.00
10960	INWOOD BUNKER HILL	10/26/1945	Active	9	0	3	-25.00%	12	3	1	Y	5	N	11/2023		
65134	IRELAND	03/18/2002	Active	18	0	1	-5.26%	19	20	2	Y			11/2023		
29458	JANE LEW	06/11/1974	Active	38	5	0	15.15%	36		1	Y	2	R	10/2025		\$1,000.00
35998	JOHNSTOWN	08/04/1978	Active(1)	6	6	0	100.00%	8		4	Y	3	R	09/2019		
38289	JUNIOR	04/14/1980	Active	17	0	0	0.00%	18		10	Y		N	11/2025		\$500.00
10961	KEYSER	06/08/1936	Active	15	0	0	0.00%	18		3	Y		N	04/2024		
10962	KINGWOOD	10/01/1948	Active(1)	23	7	7	0.00%	23	27	1	Y		N	11/2023		\$100.00
10963	LOST CREEK	05/15/1940	Active	23	0	0	0.00%	23		3	Y		R	04/2025		\$500.00
10964	LUMBERPORT	11/30/1927	Active(1)	11	2	1	10.00%	15	3	2	Y	2	N	06/2025		\$25.00
10965	MARTINSBURG	05/11/1936	Active	19	0	2	-9.52%	21	33	0	Y	5	N	11/2025		\$1,000.00
10966	MOOREFIELD	02/18/1938	Active	39	6	0	18.18%	37		1	Y		N	11/2025		\$1,000.00
10967	MOUNTAIN	10/21/1949	Active	43	2	3	-2.27%	44	3	3	Y	2	R	11/2025		
Exc Award (06/30/2017)																
10969	MT STORM	10/19/1970	Active	9	0	0	0.00%	9		3	Y	3	N	11/2023		
110348	NUTTER FORT	02/14/2011	Active	35	0	2	-5.41%	32	5	1	Y	2	N	06/2025		\$660.00
Exc Award (06/30/2016, 06/30/2017, 06/30/2018, 06/30/2020)																
10973	PARSONS	12/19/1956	Active	19	0	4	-17.39%	23	14	2	Y			09/2025		\$150.00
10974	PAW PAW	01/11/1945	Active	9	0	0	0.00%	12		5	Y	2	N	01/2025		
10975	PETERSBURG	09/20/1955	Active(1)	28	0	6	-17.65%	34	10	3	Y		N	05/2024		\$1,000.00
10976	PHILIPPI	05/05/1947	Active	27	2	5	-10.00%	29	17	0	Y		R	10/2025		\$500.00
Exc Award (06/30/2017, 06/30/2018)																
10977	PIKESIDE	11/10/1972	Active	6	0	1	-14.29%	8	51	3	Y	11	R	12/2024		\$300.00
10979	ROARING CREEK L C	12/18/1973	Active	12	0	0	0.00%	10		6	Y	9	N	06/2025		\$300.00
10980	ROMNEY	10/30/1930	Active(1)	23	1	1	0.00%	27	7	0	Y		N	08/2025		\$200.00
Exc Award (06/30/2018)																
10981	ROWLESBURG	06/15/1945	Active	25	0	2	-7.41%	27	3	1	Y	6	R	10/2025		\$50.00
108745	SALEM	06/23/2010	Active	12	0	0	0.00%	15		3	Y	2	N	08/2025		
131013	Shepherdstown Centennial	05/19/2017	Active	40	4	8	-9.09%	44	5	1	Y		N	09/2025		\$500.00



Club Health Assessment for District 29 I through November 2025

			Status	Membership						Reports				Finance	LCIF	
Club Number	Club Name	Charter Date	Times in Status Quo in Past 2 Years	Current Member Count **	YTD Members Added	YTD Members Dropped	YTD Net Growth% ***	Member Count 1 Year Ago	Dropped Members Avg.Length of Service	Months Since Membership Update	Current Officers Reported ****	Current President Repeated Term	VP Reported *****	Last Date Reported Service (mm/yyyy)	Account Balance	YTD Donations
Exc Award (06/30/2019, 06/30/2020, 06/30/2021)																
10983	SHINNSTON	01/26/1942	Active	26	2	1	4.00%	25	0	1	Y	13		11/2025		\$100.00
10984	SHORT GAP	04/06/1966	Active	20	0	0	0.00%	24		6	Y		N	11/2025		\$300.00
119589	Stonewood	06/07/2013	Active	28	0	0	0.00%	26		1	Y	8	R	10/2025		\$100.00
10986	SUGAR GROVE	05/15/1960	Active	17	0	0	0.00%	17		3	Y	10		05/2025		
10987	TENNERTON	04/27/1967	Active	34	2	1	3.03%	35	20	2	Y		N	11/2025		\$1,500.00
Exc Award (06/30/2018, 06/30/2020)																
10989	TUNNELTON	05/11/1949	Active	16	1	0	6.67%	15		1	Y	3	R	11/2025		\$200.00
10990	TYGART VALLEY	05/02/1940	Active	90	0	0	0.00%	85		5	Y		N	08/2025		\$1,500.00
10991	VALLEY DISTRICT	06/01/1950	Active	17	1	3	-10.53%	19	9	0	Y		N	11/2025		\$800.00
Exc Award (06/30/2019)																
10993	WARDENSVILLE	05/30/1947	Active	26	0	0	0.00%	27		5	Y	8	R	09/2025		\$150.00
Exc Award (06/30/2018)																
10994	WEST MILFORD	10/14/1946	Active	43	2	0	4.88%	41		2	Y	3	N	11/2025		\$1,000.00
Exc Award (06/30/2017, 06/30/2020, 06/30/2022)																
10996	WILSONBURG	03/29/1955	Active(1)	8	0	1	-11.11%	14	13	0	Y			03/2022		

Clubs Cancelled Previous Fiscal Year – Clubs Cancelled within last 12 months may be reinstated

Club Number		Club Name		Charter Date		Current Status*		Cancellation Date	
136564		Clarksburg Main Street Harrison		09/28/2018		Cancelled(8*)		12/30/2024	

Current Total Clubs Count	YTD New Clubs Count	YTD Cancelled Clubs Count	YTD Net Club Gain	Current Total Members Count	YTD Add	YTD Drop	YTD Net Growth	YTD Net Growth %	Member Count 12 Months Ago	Average Member Count Per Club	% of Clubs with less than 20 members	% No Officer Report in 12 Months	% of Clubs with balance 90+ days	Number of Clubs in Status Quo	% Status Quo Clubs in Financial Suspension	Number of Cancelled Clubs	Average Cancelled Club Age	Members Lost Due to Cancellation	% of Clubs Cancelled for Non-Financial Reasons
53	0	1	-1	1,335	52	65	-13	-0.96%	1,404	25	45%	0%	0%	0	0%	1	18	5	0%

* - P - Priority Club. Cancellation Reasons: 1-Objectives/conduct, 2-Non-active club, 5-Non-existing club, 6-Disbanding, 7-Merger, 8-Financial Suspension, 9-District/Multiple District Dues.

** Red denotes below 15 active members.

*** Red denotes 20% + loss.

**** Y - all 3 (President, Secretary, Treasurer) club officers reported, N - not all 3 reported.

***** Abbreviation: N-New, IP-Immediate Past, R-Repeat.



Club Health Assessment for District 30 M through November 2025

			Status	Membership						Reports				Finance	LCIF	
Club Number	Club Name	Charter Date	Times in Status Quo in Past 2 Years	Current Member Count **	YTD Members Added	YTD Members Dropped	YTD Net Growth% ***	Member Count 1 Year Ago	Dropped Members Avg.Length of Service	Months Since Membership Update	Current Officers Reported ****	Current President Repeated Term	VP Reported *****	Last Date Reported Service (mm/yyyy)	Account Balance	YTD Donations
Clubs more than two years old																
11098	ABERDEEN	02/12/1948	Active	16	2	1	6.67%	15	3	0	Y		N	01/2021		
	Exc Award (06/30/2016)															
11188	BATESVILLE	04/23/1946	Active	31	0	3	-8.82%	34	11	0	Y	4	N	09/2025		\$1,500.00
	Exc Award (06/30/2018, 06/30/2019, 06/30/2020)															
11102	BOONEVILLE	04/12/1948	Active	37	0	5	-11.90%	42	2	2	Y		N	07/2024		
	Exc Award (06/30/2018, 06/30/2020, 06/30/2022, 06/30/2024)															
11103	BRUCE	06/13/1957	Active	4	0	0	0.00%	4		6	Y	22	R	12/2020		
11104	BYHALIA	02/19/1946	Active	20	1	0	5.26%	20		2	Y	2	N	03/2024		
11191	CHARLESTON	08/01/1952	Status Quo(4)	8	0	0	0.00%	8		24	N	None		12/2020	90+ Days	
	Exc Award (06/30/2016)															
11192	CLARKSDALE	01/18/1938	Active	15	6	0	66.67%	11		4	Y	2	R	01/2021		
	Exc Award (06/30/2016, 06/30/2018)															
54611	CLARKSDALE SUNSET	06/18/1993	Cancelled(7*)	0	0	5	-100.00%	6	20	5	N	None		01/2021		
	Exc Award (06/30/2016)															
11195	CLEVELAND EVENING	01/30/1973	Status Quo(2)	6	0	0	0.00%	6		5	N	None		03/2022	90+ Days	
11194	CLEVELAND NOON	06/16/1949	Active	27	0	0	0.00%	32		5	Y	3		05/2021		
	Exc Award (06/30/2016, 06/30/2017)															
11277	COLUMBUS EAST COLUMBUS	03/23/1959	Active	26	2	2	0.00%	27	20	3	Y		N	08/2025	90+ Days	\$570.00
	Exc Award (06/30/2023)															
52419	COLUMBUS GREATER COLUMBUS	01/21/1992	Active	10	0	0	0.00%	10		5	Y		R	09/2025		\$150.00
11106	CORINTH	03/24/1939	Active	12	1	1	0.00%	12	3	4	Y	3	N	10/2023	90+ Days	
	Exc Award (06/30/2018)															
37571	DORSEY	10/22/1979	Active	8	0	0	0.00%	10		0	Y		N	11/2025		
	Exc Award (06/30/2020)															
156455	Eudora	11/28/2023	Active	19	1	1	0.00%	19	2	2	Y	2	R	10/2025		\$50.00
11283	EUPORA	06/21/1966	Active	8	2	2	0.00%	8	4	4	Y	7	R	06/2023	90+ Days	
11111	FULTON	02/13/1939	Active(2)	9	0	1	-10.00%	11	33	0	Y	2	N	08/2020		
	Exc Award (06/30/2018)															



Club Health Assessment for District 30 M through November 2025

			Status	Membership						Reports				Finance	LCIF	
Club Number	Club Name	Charter Date	Times in Status Quo in Past 2 Years	Current Member Count **	YTD Members Added	YTD Members Dropped	YTD Net Growth% ***	Member Count 1 Year Ago	Dropped Members Avg.Length of Service	Months Since Membership Update	Current Officers Reported ****	Current President Repeated Term	VP Reported *****	Last Date Reported Service (mm/yyyy)	Account Balance	YTD Donations
11204	GREENWOOD	05/06/1940	Active	46	0	0	0.00%	47		2	Y		N	11/2020		\$300.00
	Exc Award (06/30/2018, 06/30/2019, 06/30/2020)															
11285	GRENADA	06/10/1935	Active	26	0	3	-10.34%	30	4	2	Y		N	11/2025		
	Exc Award (06/30/2017, 06/30/2019, 06/30/2022, 06/30/2023)															
11115	HERNANDO	05/30/1957	Status Quo(2)	12	0	0	0.00%	12		2	N	None		12/2020	90+ Days	
140796	Horn Lake	02/03/2020	Active	27	5	1	17.39%	18	8	1	Y	3	R	11/2025		\$50.00
	Exc Award (06/30/2023, 06/30/2024, 06/30/2025)															
11207	INDIANOLA	07/16/1945	Active	21	1	2	-4.55%	22	13	3	Y		N	10/2022	90+ Days	
	Exc Award (06/30/2016, 06/30/2019)															
11208	INVERNESS	06/13/1947	Active	11	1	0	10.00%	10		3	Y			09/2025	90+ Days	
	Exc Award (06/30/2016)															
11286	KILMICHAEL	02/05/1953	Active	14	0	1	-6.67%	15	16	3	Y	3		01/2024		
	Exc Award (06/30/2016, 06/30/2017)															
11287	KOSCIUSKO	04/18/1940	Active	43	2	0	4.88%	41		0	Y		N	04/2025		
	Exc Award (06/30/2016, 06/30/2017, 06/30/2020)															
11213	LELAND	02/17/1938	Active	28	5	1	16.67%	24	22	2	Y		N	12/2020		\$2,000.00
	Exc Award (06/30/2016, 06/30/2017)															
11289	LOUISVILLE	05/05/1950	Active	22	0	0	0.00%	23		5	Y	2	N	03/2024		
	Exc Award (06/30/2016, 07/01/2017)															
11290	MABEN	08/10/1949	Active	12	0	1	-7.69%	13	20	3	Y	5		06/2020		
	Exc Award (06/30/2018, 06/30/2019)															
11291	MACON	01/04/1962	Active	13	0	0	0.00%	10		2	Y		N	11/2025		
	Exc Award (06/30/2024, 06/30/2025)															
11123	MANTACHIE	01/11/1956	Active	16	0	0	0.00%	15		3	Y			04/2021		
11121	MARIETTA	03/21/1961	Active	20	0	0	0.00%	21		11	Y	5		10/2023		
	Exc Award (06/30/2017)															
105607	NEW ALBANY	06/02/2009	Active	10	1	2	-9.09%	11	9	4	Y		N	12/2020	90+ Days	
	Exc Award (06/30/2016, 06/30/2017)															
11128	OLIVE BRANCH	10/30/1951	Active	20	0	0	0.00%	20		8	Y		N	12/2020		
11129	OXFORD	08/09/1940	Active	20	1	0	5.26%	21		1	Y	2	N	04/2025		\$180.00



Club Health Assessment for District 30 M through November 2025

			Status	Membership						Reports				Finance	LCIF	
Club Number	Club Name	Charter Date	Times in Status Quo in Past 2 Years	Current Member Count **	YTD Members Added	YTD Members Dropped	YTD Net Growth% ***	Member Count 1 Year Ago	Dropped Members Avg.Length of Service	Months Since Membership Update	Current Officers Reported ****	Current President Repeated Term	VP Reported *****	Last Date Reported Service (mm/yyyy)	Account Balance	YTD Donations
Exc Award (06/30/2023, 06/30/2024)																
11133	RIPLEY	07/31/1946	Active	24	1	2	-4.00%	27	2	0	N	6	R	08/2022		
Exc Award (06/30/2016, 06/30/2018)																
11219	SARDIS	05/25/1948	Active	15	0	0	0.00%	16		4	Y	3		01/2020		
Exc Award (06/30/2016, 06/30/2019, 06/30/2020)																
11220	SENATOBIA	05/18/1948	Active	13	3	2	8.33%	12	11	4	Y		N	05/2025		
11221	SHAW	02/20/1950	Active	12	2	1	9.09%	11	20	2	Y			09/2025		
Exc Award (06/30/2017, 06/30/2018)																
11302	STARKVILLE	03/08/1948	Active	4	0	0	0.00%	6		5	N	10		01/2020	90+ Days	
Exc Award (06/30/2017, 06/30/2018)																
101538	STARKVILLE MULTI CULTURE	03/11/2008	Active	8	0	0	0.00%	9		21	Y	2	R	04/2025		\$40.00
11138	TREMONT	09/23/1957	Active	14	0	0	0.00%	14		22	Y		N	05/2024		
Exc Award (06/30/2016)																
11139	TUPELO	11/07/1932	Active	27	4	1	12.50%	27	1	2	Y	2	R	09/2024		
38291	WATER VALLEY	04/21/1980	Active	45	3	0	7.14%	45		2	Y		N	10/2025		\$1,420.00
Exc Award (06/30/2016, 06/30/2017, 06/30/2018, 06/30/2019, 06/30/2020)																

Clubs Cancelled Previous Fiscal Year – Clubs Cancelled within last 12 months may be reinstated

Club Number	Club Name	Charter Date	Current Status*	Cancellation Date
64368	HOLCOMB	06/11/2001	Cancelled(8*)	06/29/2025

Current Total Clubs Count	YTD New Clubs Count	YTD Cancelled Clubs Count	YTD Net Club Gain	Current Total Members Count	YTD Total Add	YTD Total Drop	YTD Net Growth	YTD Net Growth %	Member Count 12 Months Ago	Average Member Count Per Club	% of Clubs with less than 20 members	% No Officer Report in 12 Months	% of Clubs with balance 90+ days	Number of Clubs in Status Quo	% Status Quo Clubs in Financial Suspension	Number of Cancelled Clubs	Average Cancelled Club Age	Members Lost Due to Cancellation	% of Clubs Cancelled for Non-Financial Reasons
42	0	1	-1	779	44	38	6	0.78%	795	19	57%	7%	24%	3	100%	1	56	5	0%

* - P - Priority Club. Cancellation Reasons: 1-Objectives/conduct, 2-Non-active club, 5-Non-existing club, 6-Disbanding, 7-Merger, 8-Financial Suspension, 9-District/Multiple District Dues.

** Red denotes below 15 active members.

*** Red denotes 20% + loss.

**** Y - all 3 (President, Secretary, Treasurer) club officers reported, N - not all 3 reported.

***** Abbreviation: N-New, IP-Immediate Past, R-Repeat.



Club Health Assessment for District 30 S through November 2025

			Status	Membership						Reports				Finance		LCIF
Club Number	Club Name	Charter Date	Times in Status Quo in Past 2 Years	Current Member Count **	YTD Members Added	YTD Members Dropped	YTD Net Growth% ***	Member Count 1 Year Ago	Dropped Members Avg.Length of Service	Months Since Membership Update	Current Officers Reported ****	Current President Repeated Term	VP Reported *****	Last Date Reported Service (mm/yyyy)	Account Balance	YTD Donations
Clubs more than two years old																
11230	BILOXI	02/18/1924	Active	55	2	1	1.85%	56	59	1	Y		N	09/2025		\$375.00
Exc Award (06/30/2023)																
11148	BROOKHAVEN	03/17/1936	Active	26	1	1	0.00%	24	20	0	Y			12/2024		
11151	CANTON	12/27/1939	Active(1)	14	0	3	-17.65%	21	3	2	Y		N	01/2024		
11274	CARTHAGE	06/20/1940	Active	4	0	0	0.00%	4		27	Y	4		10/2011		
11275	COLLINSVILLE	02/02/1971	Active	3	0	0	0.00%	3		0	N	None		05/2018		
11232	COLUMBIA	12/21/1942	Active(1)	28	0	0	0.00%	28		6	Y		N	11/2025		\$3,896.00
11153	CRYSTAL SPRINGS	02/27/1936	Active	16	1	0	6.67%	16		0	Y	2		09/2025		
11279	DE KALB	10/06/1938	Active	7	0	0	0.00%	7		4	Y					
54226	DIAMONDHEAD	03/15/1993	Active	17	0	6	-26.09%	23	3	2	Y	2	R	11/2019	90+ Days	
Exc Award (06/30/2018)																
11234	ELLISVILLE	07/07/1948	Active	11	0	0	0.00%	16		5	Y					
11156	FLORENCE	03/11/1949	Active	9	0	1	-10.00%	10	23	1	Y	3				\$600.00
11284	FOREST	11/11/1946	Active	19	4	0	26.67%	19		4	Y		N		90+ Days	\$500.00
53672	HARRISVILLE	09/14/1992	Active	9	0	0	0.00%	9		20	N	None				
11239	HATTIESBURG	01/30/1928	Active(1)	10	2	0	25.00%	8		0	Y	10		07/2022	90+ Days	\$50.00
11158	HAZLEHURST	07/10/1942	Active(1)	11	11	0	100.00%	13		0	Y	9		03/2017		
11240	LAUREL	03/27/1940	Active	16	0	0	0.00%	15		5	Y		N	02/2019		
11292	MADDEN	03/16/1970	Active	13	0	0	0.00%	13		19	Y			01/2015		
52747	MADISON	03/23/1992	Active	69	10	0	16.95%	66		0	Y		N	11/2025		
Exc Award (06/30/2022)																
11166	MAGEE	02/14/1936	Active	59	3	4	-1.67%	60	11	0	Y		N	11/2018	90+ Days	
Exc Award (06/30/2023)																
11168	MC COMB	05/03/1938	Active(1)	47	4	6	-4.08%	46	2	0	Y	2	N	09/2025		
56162	MEADVILLE FRANKLIN COUNTY	10/20/1994	Active	15	2	1	7.14%	13	9	0	Y		N	10/2025		
11159	METRO JACKSON	10/04/1921	Active	8	1	3	-20.00%	10	3	1	N	2	N	05/2017		
11296	MORTON	01/29/1929	Active	22	2	2	0.00%	22	8	1	N		N	05/2017	90+ Days	



Club Health Assessment for District 30 S through November 2025

			Status	Membership						Reports				Finance		LCIF
Club Number	Club Name	Charter Date	Times in Status Quo in Past 2 Years	Current Member Count **	YTD Members Added	YTD Members Dropped	YTD Net Growth***	Member Count 1 Year Ago	Dropped Members Avg.Length of Service	Months Since Membership Update	Current Officers Reported ****	Current President Repeated Term	VP Reported *****	Last Date Reported Service (mm/yyyy)	Account Balance	YTD Donations
11297	NEWTON	08/08/1938	Active	9	1	0	12.50%	8		3	Y		N	10/2017	90+ Days	\$300.00
119713	Ocean Springs	06/19/2013	Active	12	0	0	0.00%	12		3	Y	3	N	05/2025		
96698	PINE BELT	03/22/2006	Active	8	0	3	-27.27%	12	11	4	Y	2		09/2023		
11177	PORT GIBSON	09/07/1928	Active	21	0	0	0.00%	20		5	Y		N	03/2022		
11179	RESERVOIR L C	02/12/1973	Active	13	2	0	18.18%	10		2	Y		N	09/2023		
11264	ST MARTIN	11/02/1960	Active	13	0	0	0.00%	13		13	Y	3		06/2025		
11268	SUMRALL	02/26/1940	Active	37	5	1	12.12%	41	30	0	Y		N	01/2015		
11182	TERRY	06/23/1949	Active	8	1	0	14.29%	10		1	Y	8	N	03/2025		
Exc Award (06/30/2018)																
11185	VICKSBURG	01/11/1944	Active	23	1	1	0.00%	25	33	1	Y		N	12/2024	90+ Days	\$500.00
11270	WAYNESBORO	07/15/1948	Active	15	0	0	0.00%	15		15	Y			09/2018		
11186	WESSON	04/30/1940	Active	17	0	0	0.00%	17		17	Y			09/2017		
11271	WOOLMARKET	01/30/1961	Active(1)	17	4	0	30.77%	13		2	Y	2	N	11/2022		
11187	YAZOO CITY	01/10/1940	Active	17	0	0	0.00%	17		4	Y			03/2024		
Exc Award (06/30/2023)																

Clubs Cancelled Previous Fiscal Year – Clubs Cancelled within last 12 months may be reinstated

Club Number		Club Name		Charter Date			Current Status*		Cancellation Date	
11152		CLINTON		08/09/1949			Cancelled(6*)		06/29/2025	

Current Total Clubs Count	YTD New Clubs Count	YTD Cancelled Clubs Count	YTD Net Club Gain	Current Total Members Count	YTD Add	YTD Drop	YTD Net Growth	YTD Net Growth %	Member Count 12 Months Ago	Average Member Count Per Club	% of Clubs with less than 20 members	% No Officer Report in 12 Months	% of Clubs with balance 90+ days	Number of Clubs in Status Quo	% Status Quo Clubs in Financial Suspension	Number of Cancelled Clubs	Average Cancelled Club Age	Members Lost Due to Cancellation	% of Clubs Cancelled for Non-Financial Reasons
36	0	0	0	698	57	33	24	3.56%	715	19	72%	6%	25%	0	0%	0	0	0	0%

* - P - Priority Club. Cancellation Reasons: 1-Objectives/conduct, 2-Non-active club, 5-Non-existing club, 6-Disbanding, 7-Merger, 8-Financial Suspension, 9-District/Multiple District Dues.

** Red denotes below 15 active members.

*** Red denotes 20% + loss.

**** Y - all 3 (President, Secretary, Treasurer) club officers reported, N - not all 3 reported.

***** Abbreviation: N-New, IP-Immediate Past, R-Repeat.



Club Health Assessment for District 31 L through November 2025

			Status	Membership						Reports				Finance	LCIF	
Club Number	Club Name	Charter Date	Times in Status Quo in Past 2 Years	Current Member Count **	YTD Members Added	YTD Members Dropped	YTD Net Growth% ***	Member Count 1 Year Ago	Dropped Members Avg.Length of Service	Months Since Membership Update	Current Officers Reported ****	Current President Repeated Term	VP Reported *****	Last Date Reported Service (mm/yyyy)	Account Balance	YTD Donations
Clubs more than two years old																
11309	ANDREWS	09/13/1951	Active	26	2	4	-7.14%	30	21	0	Y		N	06/2025		
47410	ASHEVILLE GREATER	06/16/1987	Active	20	3	0	17.65%	15		0	Y	9	N	05/2021		
11355	BALLS CREEK	12/14/1956	Active(1)	10	0	0	0.00%	10		22	N	None				
11314	BLACK MOUNTAIN	12/17/1935	Active	13	0	1	-7.14%	15	3	4	Y		N	05/2019		
Exc Award (06/30/2017)																
88381	BLACK MOUNTAIN MCCUNE	05/23/2005	Active	42	3	2	2.44%	43	1	1	Y	4	R	07/2025		
11315	BREVARD	09/15/1938	Active	15	0	0	0.00%	15		18	Y		R	06/2025		
50447	BREVARD DAVIDSON RIVER	04/19/1990	Active	7	0	0	0.00%	7		7	Y	5	R	04/2019		
11317	CANDLER	10/28/1946	Active	26	0	0	0.00%	26		2	N	None				
11318	CANTON	08/24/1938	Active	28	1	0	3.70%	31		4	N	None		12/2023	90+ Days	
Exc Award (06/30/2017)																
11415	CHASE	03/22/1971	Active	10	3	1	25.00%	8	8	2	Y	3	R	04/2022		
11361	CLAREMONT	05/11/1949	Active	16	1	0	6.67%	15		1	Y		N	11/2025		\$679.83
11321	CLAY COUNTY	05/10/1938	Active	6	0	0	0.00%	6		14	Y	3		07/2023		
11412	EAST GASTONIA	04/12/1957	Active	7	0	0	0.00%	7		3	N	None		03/2015		
117191	EDNEYVILLE COMMUNITY	06/18/2012	Status Quo(2)	4	0	0	0.00%	8		11	N	None		01/2020	90+ Days	
11325	ERWIN DISTRICT	03/17/1956	Active	34	2	3	-2.86%	33	5	2	Y		N	10/2025		
11326	ETOWAH	01/20/1954	Active	18	0	1	-5.26%	24	12	4	Y	2	R	10/2025		
Exc Award (06/30/2023, 06/30/2024)																
11330	FRANKLIN	06/23/1939	Active	24	0	0	0.00%	24		4	Y		R	10/2025		
11416	Gastonia	02/14/1923	Active	7	0	0	0.00%	7		6	Y		R	11/2025		\$250.00
11365	GRANITE FALLS	08/23/1937	Active	10	0	0	0.00%	12		7	Y	13	R	11/2023		
11333	HENDERSONVILLE	12/22/1938	Active	34	0	1	-2.86%	38	49	3	Y		R	11/2025		
11335	HOT SPRINGS	03/19/1957	Active	18	0	4	-18.18%	22	10	1	Y			10/2023		
11369	HUDSON	06/24/1949	Status Quo(1)	10	0	0	0.00%	14		8	N	None		08/2015	90+ Days	
36704	LAKE LURE	03/26/1979	Active	34	12	2	41.67%	24	2	0	Y		N	11/2025		
11424	LINCOLNTON	12/14/1950	Active(1)	12	1	1	0.00%	13	0	1	Y	3	R	09/2025		



Club Health Assessment for District 31 L through November 2025


			Status	Membership						Reports				Finance		LCIF
Club Number	Club Name	Charter Date	Times in Status Quo in Past 2 Years	Current Member Count **	YTD Members Added	YTD Members Dropped	YTD Net Growth% ***	Member Count 1 Year Ago	Dropped Members Avg.Length of Service	Months Since Membership Update	Current Officers Reported ****	Current President Repeated Term	VP Reported *****	Last Date Reported Service (mm/yyyy)	Account Balance	YTD Donations
11371	LONG VIEW	05/09/1950	Active	19	1	0	5.56%	17		4	Y	2	R	11/2025		
Exc Award (06/30/2023, 06/30/2025)																
11374	MARION	11/19/1953	Active	13	0	0	0.00%	13		19	N	None		04/2019		
110774	MILLS RIVER	04/19/2011	Active	10	0	0	0.00%	10		3	Y	4	R	04/2024		
11427	MOUNT HOLLY	06/04/1935	Active	3	0	0	0.00%	3		14	N	None		03/2023		
11378	NEWTON	09/25/1944	Active	7	0	0	0.00%	7		26	Y	7	R	10/2011		
11342	PISGAH FOREST	11/07/1968	Active	9	0	0	0.00%	11		5	Y	6	R	10/2025		
11380	RUTHERFORD COLLEGE	03/14/1955	Active	23	1	0	4.55%	17		2	Y	3	N	11/2025		
11432	RUTHERFORDTON	10/11/1954	Active	9	1	8	-43.75%	14	4	1	Y			08/2025		
11381	SAINT STEPHENS	04/26/1951	Active	14	0	1	-6.67%	14	1	2	Y	4		10/2023		
62795	SAND HILL	02/17/2000	Active	9	0	0	0.00%	6		6	Y		N	11/2023		
Exc Award (06/30/2017)																
11433	SHELBY	08/28/1929	Active	11	0	0	0.00%	13		8	N	None		06/2015		
11383	SHERRILLS FORD	09/03/1957	Active	7	0	5	-41.67%	16	3	0	Y			11/2025		
Exc Award (06/30/2023, 06/30/2024)																
11386	SPRUCE PINE	11/29/1950	Active	14	0	0	0.00%	16		6	N	None		06/2024		
11345	SWANNANOVA VALLEY L C	03/24/1970	Active	9	5	0	125.00%	4		1	Y	7		09/2025		
11391	VALDESE	11/09/1936	Active	8	0	1	-11.11%	9	3	4	Y			11/2025		
11348	VALLEY SPRINGS	10/18/1954	Active	1	0	1	-50.00%	2	2	2	N	6		05/2018		
11351	WEAVERVILLE	03/25/1949	Active	21	0	0	0.00%	21		14	N	None		10/2023		
82296	WEST HICKORY VIP	05/12/2004	Active	18	1	0	5.88%	22		0	Y		IP	10/2023		

Clubs Cancelled Previous Fiscal Year – Clubs Cancelled within last 12 months may be reinstated

Club Number	Club Name	Charter Date	Current Status*	Cancellation Date
11322	CLYDE	04/20/1949	Cancelled(6*)	03/29/2025
11362	CONOVER	08/10/1938	Cancelled(8*)	04/29/2025
11337	MARS HILL	12/16/1968	Cancelled(8*)	06/29/2025
11350	WAYNESVILLE	09/06/1938	Cancelled(8*)	06/29/2025



Club Health Assessment for District 31 L through November 2025

<div>International Club of Presidents</div>						Status		Membership					Reports				Finance		LCIF
						Times in Status Quo in Past 2 Years	Current Member Count **	YTD Members Added	YTD Members Dropped	YTD Net Growth***	Member Count 1 Year Ago	Dropped Members Avg.Length of Service	Months Since Membership Update	Current Officers Reported ****	Current President Repeated Term	VP Reported *****	Last Date Reported Service (mm/yyyy)	Account Balance	YTD Donations
Club Number	Club Name		Charter Date																
Current Total Clubs Count	YTD New Clubs Count	YTD Cancelled Clubs Count	YTD Net Club Gain	Current Total Members Count	YTD Add	YTD Drop	YTD Net Growth	Member Count 12 Months Ago	Average Member Count Per Club	% of Clubs with less than 20 members	% No Officer Report in 12 Months	% of Clubs with balance 90+ days	Number of Clubs in Status Quo	% Status Quo Clubs in Financial Suspension	Number of Cancelled Clubs	Average Cancelled Club Age	Members Lost Due to Cancellation	% of Clubs Cancelled for Non-Financial Reasons	
42	0	0	0	636	37	36	1	0.16%	662	15	74%	24%	7%	2	100%	0	0	0	0%

* - P - Priority Club. Cancellation Reasons: 1-Objectives/conduct, 2-Non-active club, 5-Non-existing club, 6-Disbanding, 7-Merger, 8-Financial Suspension, 9-District/Multiple District Dues.

** Red denotes below 15 active members.


*** Red denotes 20% + loss.

**** Y - all 3 (President, Secretary, Treasurer) club officers reported, N - not all 3 reported.

***** Abbreviation: N-New, IP-Immediate Past, R-Repeat.




Club Health Assessment for District 31 I through November 2025

			Status	Membership					Reports				Finance	LCIF		
Club Number	Club Name	Charter Date	Times in Status Quo in Past 2 Years	Current Member Count **	YTD Members Added	YTD Members Dropped	YTD Net Growth% ***	Member Count 1 Year Ago	Dropped Members Avg.Length of Service	Months Since Membership Update	Current Officers Reported ****	Current President Repeated Term	VP Reported *****	Last Date Reported Service (mm/yyyy)	Account Balance	YTD Donations
Clubs more than two years old																
11357	BETHLEHEM	12/10/1964	Active	41	1	0	2.50%	44		0	Y		N	11/2025		
Exc Award (06/30/2018, 06/30/2022, 06/30/2024)																
11358	BOONE	11/20/1936	Active	17	0	0	0.00%	18		2	Y	2	R	10/2025		\$400.00
11399	CHARLOTTE CENTRAL	10/20/1922	Active	7	0	0	0.00%	6		6	Y	6				
11403	CHARLOTTE SOUTHERN	03/22/1957	Active	15	1	2	-6.25%	15	23	1	Y		N	09/2025		\$100.00
11501	CLEVELAND	06/02/1949	Active	25	1	0	4.17%	24		2	Y	2	R	08/2025		\$455.00
Exc Award (06/30/2016, 06/30/2017, 06/30/2018)																
11502	CONCORD	05/19/1932	Active	28	1	0	3.70%	26		2	Y		N	11/2025		
Exc Award (06/30/2022)																
61396	CRESTON RIVERVIEW	01/11/1999	Active	13	1	2	-7.14%	11	1	0	Y	7	R			\$1,000.00
11410	DAVIDSON	06/29/1945	Active	21	0	0	0.00%	21		17	N	None		01/2018		
11504	DAVIS TOWNSEND	04/06/1951	Active	15	0	0	0.00%	16		6	Y		N	05/2025		\$200.00
11505	DENTON	03/20/1944	Active	29	0	2	-6.45%	32	44	0	Y			08/2025		\$100.00
Exc Award (06/30/2017, 06/30/2023)																
11411	DERITA	02/28/1957	Cancelled(6*)	0	0	11	-100.00%	11	16	2	N	None		07/2017		
11445	DOBSON	03/05/1946	Active	22	0	0	0.00%	21		0	N	None		06/2019	90+ Days	
11447	ELKIN	10/31/1944	Active	4	0	0	0.00%	6		7	Y	2	N	08/2020		
11507	FAIR GROVE	12/07/1949	Active	16	0	0	0.00%	15		0	Y		R	10/2025		
Exc Award (06/30/2024)																
11509	HARRISBURG	04/23/1964	Active	25	4	0	19.05%	23		2	Y	3		04/2024		
11510	HASTY	05/20/1952	Active	1	0	0	0.00%	1		18	N	None		09/2019		
11419	HICKORY GROVE	04/01/1958	Active	6	0	0	0.00%	6		13	Y	3		06/2025		
11463	KERNERSVILLE	09/22/1938	Active	41	1	0	2.50%	42		4	Y		N	06/2025		
11464	KING	06/15/1949	Active	13	1	0	8.33%	14		1	N	2		04/2024		
39145	LAKE NORMAN L C	12/08/1980	Active	18	0	0	0.00%	20		8	Y			08/2025		\$500.00
11517	LEXINGTON DOWNTOWN	01/31/1972	Active	20	0	1	-4.76%	22	3	1	Y			11/2025		
11518	LINWOOD	03/14/1951	Active	13	0	0	0.00%	12		10	Y	5	R	05/2025		\$1,000.00



Club Health Assessment for District 31 I through November 2025

			Status	Membership						Reports				Finance	LCIF	
Club Number	Club Name	Charter Date	Times in Status Quo in Past 2 Years	Current Member Count **	YTD Members Added	YTD Members Dropped	YTD Net Growth% ***	Member Count 1 Year Ago	Dropped Members Avg.Length of Service	Months Since Membership Update	Current Officers Reported ****	Current President Repeated Term	VP Reported *****	Last Date Reported Service (mm/yyyy)	Account Balance	YTD Donations
Exc Award (06/30/2016, 06/30/2024)																
33316	MINT HILL	02/07/1977	Active(1)	16	0	0	0.00%	25		6	Y			03/2024		
11470	MOCKSVILLE	10/22/1954	Active	18	0	0	0.00%	18		6	Y	2	N	11/2025		\$2,500.00
11376	MOORESVILLE	07/11/1939	Active	15	0	0	0.00%	17		5	Y		R	05/2024		\$400.00
11471	MOUNT AIRY	06/07/1938	Active	10	0	0	0.00%	12		9	Y	10	R	01/2019		
11528	MT PLEASANT	09/05/1944	Active	46	3	7	-8.00%	49	23	0	Y		N	11/2025	90+ Days	
Exc Award (06/30/2023, 06/30/2024)																
78750	NORTH CHARLOTTE	04/09/2004	Active	15	3	2	7.14%	14	7	2	Y	16	R	03/2024		
11496	NORTH DAVIDSON	03/15/1962	Active	15	0	0	0.00%	15		12	Y		N	10/2025	90+ Days	
Exc Award (06/30/2023)																
11379	NORTH WILKESBORO	04/05/1938	Active	26	3	0	13.04%	29		4	Y		N	01/2023		
Exc Award (06/30/2016, 06/30/2018, 06/30/2019)																
11536	ODELL	01/09/1957	Active	10	0	0	0.00%	10		19	Y	6		06/2018		
11537	PILOT	11/06/1951	Active	25	0	1	-3.85%	27	22	4	Y		N	09/2023		
11475	PINNACLE	06/22/1971	Active	11	0	0	0.00%	11		6	Y	2		12/2017		
11540	ROCKWELL	09/20/1954	Active	21	2	0	10.53%	18		1	Y		N	11/2025		
Exc Award (06/30/2024)																
11541	SALISBURY	09/11/1932	Active	33	1	0	3.13%	35		2	Y	2	N	10/2025		\$1,000.00
11384	SOUTH IREDELL	11/07/1960	Active	7	0	0	0.00%	7		7	N		N	03/2024		
11385	SPARTA	10/17/1944	Active	20	1	0	5.26%	20		2	Y		N	01/2021		\$1,000.00
Exc Award (06/30/2016)																
11389	TAYLORSVILLE	10/10/1944	Active	8	0	0	0.00%	8		1	Y	8	R	06/2025		
Exc Award (06/30/2018)																
11544	THOMASVILLE	10/03/1938	Active	64	1	0	1.59%	57		4	Y		N	11/2025	90+ Days	\$70.00
Exc Award (06/30/2023, 06/30/2024)																
11487	WALNUT COVE	10/15/1956	Active	16	0	0	0.00%	15		6	Y	4		07/2025		
11392	WEST IREDELL	04/02/1957	Active	13	8	0	160.00%	5		0	Y	3		10/2025		
Exc Award (06/30/2018)																
11393	WEST JEFFERSON	07/12/1949	Active	12	0	1	-7.69%	15	7	0	Y	2		11/2025		
11550	WEST LEXINGTON	02/01/1960	Active	9	0	0	0.00%	6		0	N		IP	02/2019		



Club Health Assessment for District 31 I through November 2025

			Status					Membership					Reports				Finance		LCIF
Club Number	Club Name	Charter Date	Times in Status Quo in Past 2 Years		Current Member Count **	YTD Members Added	YTD Members Dropped	YTD Net Growth***	Member Count 1 Year Ago	Dropped Members Avg.Length of Service	Months Since Membership Update	Current Officers Reported ****	Current President Repeated Term	VP Reported *****	Last Date Reported Service (mm/yyyy)	Account Balance	YTD Donations		
11489	WINSTON SALEM KONNOAK HILLS Exc Award (06/30/2024)	03/23/1964	Active		20	0	0	0.00%	20		7	Y		N	12/2024				
11488	WINSTON SALEM TWIN CITY HOST	03/13/1922	Active		25	1	0	4.17%	27		4	Y	4	R	06/2025		\$1,000.00		
Current Total Clubs Count	YTD New Clubs Count	YTD Cancelled Clubs Count	YTD Net Club Gain	Current Total Members Count	YTD Add	YTD Drop	YTD Net Growth	YTD Net Growth %	Member Count 12 Months Ago	Average Member Count Per Club	% of Clubs with less than 20 members	% No Officer Report in 12 Months	% of Clubs with balance 90+ days	Number of Clubs in Status Quo	% Status Quo Clubs in Financial Suspension	Number of Cancelled Clubs	Average Cancelled Club Age	Members Lost Due to Cancellation	% of Clubs Cancelled for Non-Financial Reasons
44	0	1	-1	845	34	29	5	0.60%	866	19	59%	5%	9%	0	0%	1	69	11	100%

* - P - Priority Club. Cancellation Reasons: 1-Objectives/conduct, 2-Non-active club, 5-Non-existing club, 6-Disbanding, 7-Merger, 8-Financial Suspension, 9-District/Multiple District Dues.
** Red denotes below 15 active members.
*** Red denotes 20% + loss.
**** Y - all 3 (President, Secretary, Treasurer) club officers reported, N - not all 3 reported.
***** Abbreviation: N-New, IP-Immediate Past, R-Repeat.




Club Health Assessment for District 31 O through November 2025

			Status	Membership						Reports				Finance	LCIF	
Club Number	Club Name	Charter Date	Times in Status Quo in Past 2 Years	Current Member Count **	YTD Members Added	YTD Members Dropped	YTD Net Growth% ***	Member Count 1 Year Ago	Dropped Members Avg.Length of Service	Months Since Membership Update	Current Officers Reported ****	Current President Repeated Term	VP Reported *****	Last Date Reported Service (mm/yyyy)	Account Balance	YTD Donations
Clubs less than two years old																
190639	Person County	10/08/2025	Newly Chartered	24	24	0	100.00%	0		0	Y			10/2025		
182193	Randleman Community	05/29/2025	Active	21	0	0	0.00%	0		5	Y	2		11/2025		
171743	Scotland County	05/20/2024	Active	19	5	1	26.67%	21	2	0	Y	3	R	11/2025		
Clubs more than two years old																
11553	ABERDEEN	06/28/1938	Active	25	2	0	8.70%	25		1	Y	3	R	09/2025		
	Exc Award (06/30/2017, 06/30/2018, 06/30/2021, 06/30/2022, 06/30/2023, 06/30/2024)															
11437	ALAMANCE COMMUNITY	04/09/1957	Active	20	2	0	11.11%	16		2	Y		N	05/2025		
11493	ALBEMARLE	04/21/1922	Active	8	0	0	0.00%	8		5	Y	4		10/2024		\$2,000.00
11438	ARCHDALE TRINITY	02/08/1950	Active	5	0	0	0.00%	5		19	Y			03/2025		
	Exc Award (06/30/2023)															
11439	ASHEBORO	03/16/1944	Active	11	0	1	-8.33%	14	6	1	Y	5		10/2025		
11554	BISCOE	06/17/1938	Active	13	2	0	18.18%	14		5	Y	2		04/2025	90+ Days	
109396	BROADWAY	09/29/2010	Active	25	0	0	0.00%	24		11	Y		N	08/2024		
	Exc Award (06/30/2023)															
11558	CANDOR	01/12/1944	Active	14	0	0	0.00%	14		19	Y			10/2025		
11613	CARRBORO	02/22/1945	Active	2	0	0	0.00%	3		11	Y	6		04/2025		
11442	COLERIDGE	05/22/1950	Active	16	2	0	14.29%	30		2	Y		N	05/2025		
	Exc Award (06/30/2023)															
11619	CREEDMOOR	02/28/1945	Active	4	0	0	0.00%	5		6	Y	6		01/2025		
11620	DURHAM	07/26/1922	Active	48	1	4	-5.88%	53	21	0	Y		N	11/2025		\$1,000.00
	Exc Award (06/30/2018, 06/30/2024)															
11465	EDEN	04/12/1938	Active	28	0	1	-3.45%	27	6	0	Y	2	N	09/2025		\$290.00
11567	ELLERBE	12/07/1945	Active	12	1	1	0.00%	12	13	1	Y			02/2025		
11448	FARMER	01/27/1969	Active	21	0	0	0.00%	20		5	Y	2	N	04/2025		
11627	GOLDSTON	01/24/1947	Active	12	0	0	0.00%	19		5	Y	8	R	11/2025		
	Exc Award (06/30/2018, 06/30/2021)															




Club Health Assessment for District 31 O through November 2025

			Status	Membership					Reports					Finance		LCIF
Club Number	Club Name	Charter Date	Times in Status Quo in Past 2 Years	Current Member Count **	YTD Members Added	YTD Members Dropped	YTD Net Growth% ***	Member Count 1 Year Ago	Dropped Members Avg.Length of Service	Months Since Membership Update	Current Officers Reported ****	Current President Repeated Term	VP Reported *****	Last Date Reported Service (mm/yyyy)	Account Balance	YTD Donations
11452	GRAYS CHAPEL	04/20/1957	Active	18	0	0	0.00%	22		5	Y	7	R	04/2025		
11526	GREATER MONROE	05/06/1955	Active	5	1	0	25.00%	6		1	Y	2	N	10/2025		\$100.00
	Exc Award (06/30/2023)															
11453	GREENSBORO	09/11/1922	Active	23	1	0	4.55%	28		2	Y		N	10/2025		\$2,050.00
	Exc Award (06/30/2017, 06/30/2018, 06/30/2021)															
11458	GREENSBORO HAMILTON LAKES	10/30/1956	Active	34	2	0	6.25%	34		0	Y	2	R	11/2025		\$50.00
	Exc Award (06/30/2022, 06/30/2023, 06/30/2024)															
137688	GUILFORD COUNTY WIDE CYBER	04/09/2019	Active	37	24	23	2.78%	46	0	1	Y		R	08/2025		\$100.00
	Exc Award (06/30/2021, 06/30/2022, 06/30/2023, 06/30/2024)															
11575	HAMLET	12/19/1944	Active	21	1	0	5.00%	20		1	Y			06/2025		
	Exc Award (06/30/2018)															
11459	HIGH POINT	11/05/1929	Active	24	4	1	14.29%	20	2	1	Y		N	11/2025	90+ Days	\$250.00
11511	INDIAN TRAIL	05/14/1969	Active	9	0	1	-10.00%	9	8	0	Y	2	N	09/2025		
	Exc Award (06/30/2022)															
11485	JAMESTOWN	03/07/1957	Active	7	0	0	0.00%	7		5	Y	2	N	11/2025		
	Exc Award (06/30/2023)															
11462	JULIAN	02/09/1951	Active	23	0	2	-8.00%	23	23	0	Y			10/2025		
	Exc Award (06/30/2023, 06/30/2024)															
11466	LIBERTY	02/04/1947	Active	12	2	0	20.00%	12		1	Y		N	12/2024		
11467	MADISON	03/24/1938	Active	10	1	0	11.11%	8		5	Y	3	N	08/2025	90+ Days	
11468	MAYODAN	03/04/1948	Active	21	3	5	-8.70%	24	1	1	Y	2	R	11/2025		
	Exc Award (06/30/2024)															
11469	MC LEANSVILLE	07/29/1960	Active	30	0	0	0.00%	29		3	Y		N	11/2025		\$50.00
	Exc Award (06/30/2017, 06/30/2019, 06/30/2022, 06/30/2023)															
11636	MONCURE	03/15/1950	Active	15	4	1	25.00%	12	0	1	Y	4		09/2025		\$350.76
143319	North Moore	11/02/2020	Active	17	0	0	0.00%	23		9	Y			05/2025		
	Exc Award (06/30/2023, 06/30/2024)															
11534	NORWOOD	06/08/1945	Active	17	2	0	13.33%	16		3	Y		N	03/2025		
53290	OAK RIDGE	06/19/1992	Active	28	0	1	-3.45%	28	4	1	Y	4		11/2025		



Club Health Assessment for District 31 O through November 2025


			Status	Membership						Reports				Finance	LCIF	
Club Number	Club Name	Charter Date	Times in Status Quo in Past 2 Years	Current Member Count **	YTD Members Added	YTD Members Dropped	YTD Net Growth% ***	Member Count 1 Year Ago	Dropped Members Avg.Length of Service	Months Since Membership Update	Current Officers Reported ****	Current President Repeated Term	VP Reported *****	Last Date Reported Service (mm/yyyy)	Account Balance	YTD Donations
Exc Award (06/30/2023)																
11535	OAKBORO	02/25/1947	Active	13	0	1	-7.14%	13	12	4	Y	24		03/2025	90+ Days	\$500.00
11638	OXFORD	04/23/1941	Active	20	0	0	0.00%	20		12	Y	3		03/2025		
49293	PLEASANT GARDEN	03/13/1989	Active	17	2	1	6.25%	18	1	4	Y	2	R	11/2025		
Exc Award (06/30/2017, 06/30/2024)																
11479	REIDSVILLE	02/02/1945	Active	28	0	1	-3.45%	33	1	2	Y		N	11/2025	90+ Days	
Exc Award (06/30/2024)																
11592	ROCKINGHAM	02/14/1949	Active	11	0	0	0.00%	12		5	Y	4		08/2025		
11597	SANFORD	06/12/1935	Active	93	0	0	0.00%	90		2	Y		N	11/2025		
Exc Award (06/30/2023, 06/30/2024)																\$125.00
11648	SILER CITY	04/06/1938	Active	36	4	1	9.09%	36	0	1	Y	3	N	11/2025		
Exc Award (06/30/2016, 06/30/2020, 06/30/2023, 06/30/2024)																
11649	SOUTH CHATHAM L C	12/10/1973	Active	8	0	0	0.00%	8		5	Y		N	05/2025		
11602	TROY	03/04/1947	Active	22	1	0	4.76%	18		5	Y	9	R	07/2025		\$2,100.00
Exc Award (06/30/2023)																
11527	UNIONVILLE	12/11/1970	Active	18	2	2	0.00%	15	10	1	Y		R	08/2025		
11603	VASS	02/16/1943	Active	40	7	11	-9.09%	39	13	0	Y	2	N	11/2025		
Exc Award (06/30/2021, 06/30/2022, 06/30/2023)																\$75.00
11547	WADESBORO	06/08/1949	Active	6	0	0	0.00%	7		6	Y	7	R	04/2025		
Exc Award (06/30/2018)																
45091	WAXHAW	06/27/1985	Active	26	4	2	8.33%	34	1	0	Y		N	11/2025		
Exc Award (06/30/2018, 06/30/2022, 06/30/2023, 06/30/2024)																\$1,120.00
11519	WEST STANLY	03/18/1952	Active	12	0	2	-14.29%	16	20	1	Y	2		09/2024		
11552	WINGATE	01/30/1947	Active	14	0	0	0.00%	14		15	Y		N	08/2025		
Exc Award (06/30/2017, 06/30/2018)																

Clubs Cancelled Previous Fiscal Year – Clubs Cancelled within last 12 months may be reinstated

Club Number	Club Name	Charter Date	Current Status*	Cancellation Date
11451	GIBSONVILLE	11/28/1956	Cancelled(6*)	05/29/2025
11606	WEST MONTGOMERY L C	02/22/1971	Cancelled(6*)	03/29/2025



Club Health Assessment for District 31 O through November 2025

<div></div>						Status		Membership				Reports				Finance		LCIF	
						Times in Status Quo in Past 2 Years		Current Member Count **	YTD Members Added	YTD Members Dropped	YTD Net Growth***	Member Count 1 Year Ago	Dropped Members Avg.Length of Service	Months Since Membership Update	Current Officers Reported ****	Current President Repeated Term	VP Reported *****	Last Date Reported Service (mm/yyyy)	Account Balance
Club Number	Club Name		Charter Date																
Current Total Clubs Count	YTD New Clubs Count	YTD Cancelled Clubs Count	YTD Net Club Gain	Current Total Members Count	YTD Add	YTD Drop	YTD Net Growth	Member Count 12 Months Ago	Average Member Count Per Club	% of Clubs with less than 20 members	% No Officer Report in 12 Months	% of Clubs with balance 90+ days	Number of Clubs in Status Quo	% Status Quo Clubs in Financial Suspension	Number of Cancelled Clubs	Average Cancelled Club Age	Members Lost Due to Cancellation	% of Clubs Cancelled for Non-Financial Reasons	
52	1	0	1	1,043	104	63	41	4.09%	1,050	20	54%	0%	10%	0	0%	0	0	0%	

* - P - Priority Club. Cancellation Reasons: 1-Objectives/conduct, 2-Non-active club, 5-Non-existing club, 6-Disbanding, 7-Merger, 8-Financial Suspension, 9-District/Multiple District Dues.
** Red denotes below 15 active members.
*** Red denotes 20% + loss.
**** Y - all 3 (President, Secretary, Treasurer) club officers reported, N - not all 3 reported.
***** Abbreviation: N-New, IP-Immediate Past, R-Repeat.




Club Health Assessment for District 31 N through November 2025

			Status	Membership						Reports				Finance	LCIF	
Club Number	Club Name	Charter Date	Times in Status Quo in Past 2 Years	Current Member Count **	YTD Members Added	YTD Members Dropped	YTD Net Growth% ***	Member Count 1 Year Ago	Dropped Members Avg.Length of Service	Months Since Membership Update	Current Officers Reported ****	Current President Repeated Term	VP Reported *****	Last Date Reported Service (mm/yyyy)	Account Balance	YTD Donations
Clubs less than two years old																
157666	Liberty	05/23/2024	Active(1)	16	0	3	-15.79%	25	1	4	Y	3	N	10/2025		
Clubs more than two years old																
120887	Anderson Creek	12/06/2013	Active	41	1	4	-6.82%	40	7	0	N	None		10/2025		
107251	ANGIER	01/12/2010	Active	11	0	0	0.00%	13		1	Y	4	R	09/2025		
11711	AURORA	09/08/1969	Active	11	0	0	0.00%	11		6	Y	15		10/2025		
11713	BATH	04/24/1950	Active	11	0	0	0.00%	11		16	Y		R	02/2024		
118956	BEAUFORT	03/18/2013	Active	63	3	6	-4.55%	59	3	0	Y			09/2025	90+ Days	
Exc Award (06/30/2017, 06/30/2023, 06/30/2024, 06/30/2025)																
11658	BENSON	06/11/1953	Active	37	0	0	0.00%	37		5	Y	7	R	04/2021		
11557	BUIES CREEK	01/18/1965	Active	8	0	0	0.00%	6		5	Y	5	R	12/2019		
11662	BURGAW	06/02/1964	Active	10	0	0	0.00%	13		1	N	3		05/2024		
11560	CLARKTON	08/17/1950	Active	15	0	0	0.00%	12		5	Y		R	12/2024		
11561	CLINTON	11/08/1935	Active	17	0	0	0.00%	17		18	Y		N	12/2022		
11562	COATS	02/18/1971	Active	19	1	0	5.56%	18		0	Y		N	09/2025		\$1,000.00
11565	DUNN	08/16/1933	Active	5	0	0	0.00%	5		8	Y	4		04/2019		
11566	DUNN MARY STEWART COMMUNITY	06/10/1971	Active	13	0	0	0.00%	10		1	Y			10/2022		
11568	ERWIN	06/01/1948	Active	16	1	0	6.67%	15		2	Y		N			
11665	FAISON	05/30/1939	Active(2)	6	0	0	0.00%	6		8	N	None		10/2017		
11666	FARMVILLE	11/30/1955	Active	8	0	0	0.00%	9		11	N	None		04/2025		
124506	Fayetteville Community	03/30/2015	Active(1)	12	0	0	0.00%	10		1	Y	2		01/2024		
Exc Award (06/30/2016)																
11573	FAYETTEVILLE MASSEY HILL	10/02/1958	Active	44	5	3	4.76%	48	35	0	Y		R	11/2025		\$200.00
11574	GODWIN	12/11/1951	Active	24	0	1	-4.00%	24	6	4	Y		N	09/2025		
Exc Award (06/30/2025)																
11669	GOLDSBORO DOWNTOWN	03/23/1966	Active	28	0	0	0.00%	32		6	Y		N	08/2025		
11667	GOLDSBORO HOST	02/23/1939	Active	11	0	0	0.00%	9		7	N	None		02/2023		



Club Health Assessment for District 31 N through November 2025

			Status	Membership						Reports				Finance	LCIF	
Club Number	Club Name	Charter Date	Times in Status Quo in Past 2 Years	Current Member Count **	YTD Members Added	YTD Members Dropped	YTD Net Growth% ***	Member Count 1 Year Ago	Dropped Members Avg.Length of Service	Months Since Membership Update	Current Officers Reported ****	Current President Repeated Term	VP Reported *****	Last Date Reported Service (mm/yyyy)	Account Balance	YTD Donations
11671	GREENVILLE HOST	02/13/1939	Active	10	1	0	11.11%	9		2	Y	6	N	11/2025	90+ Days	\$100.00
11673	GRIFTON	02/18/1952	Active	4	0	10	-71.43%	13	7	1	N			08/2025		
37675	HAMPSTEAD	11/26/1979	Active	9	1	0	12.50%	8		0	Y	2	N	06/2025		
11674	HANOVER	09/29/1964	Active	5	0	0	0.00%	5		10	N	None		08/2018		
11676	JACKSONVILLE HOST	03/08/1945	Active(1)	20	6	10	-16.67%	25	12	0	Y		R	02/2025		
11678	JACKSONVILLE NEW RIVER	01/13/1966	Active	6	0	0	0.00%	7		23	N	None		12/2023		
125246	Jones County	06/22/2015	Status Quo(2)	7	0	0	0.00%	6		8	Y	8	R	07/2025		
11679	KENANSVILLE	03/14/1945	Active	11	0	3	-21.43%	14	3	1	Y			05/2015		
11681	KINSTON	02/10/1939	Active	38	1	0	2.70%	34		4	Y		N	11/2025		
Exc Award (06/30/2018, 06/30/2025)																
11578	LAKE WACCAMAW	01/06/1947	Active	11	0	0	0.00%	12		5	Y			04/2018	\$1,000.00	
11581	LILLINGTON	04/14/1971	Active	10	0	1	-9.09%	11	17	3	Y		N	09/2022		
11582	LUMBERTON	01/10/1945	Active	15	1	3	-11.76%	20	10	0	Y			11/2025		
Exc Award (06/30/2018, 06/30/2024)																
11687	MOUNT OLIVE	03/29/1971	Active	13	0	0	0.00%	11		9	N	None				
11688	NEW BERN	03/27/1945	Active	19	0	0	0.00%	19		2	Y		R	08/2025		
Exc Award (06/30/2018)																
50797	NEW BERN TWIN RIVERS	06/29/1990	Active	10	0	0	0.00%	12		6	Y		IP	08/2024		
11689	OAK ISLAND L C	05/30/1973	Active	3	0	0	0.00%	9		4	Y	14		06/2025		
11585	PEMBROKE	12/08/1961	Status Quo(2)	28	0	0	0.00%	28		5	N	None		04/2017		
11690	PIKEVILLE	03/26/1946	Active(2)	13	0	0	0.00%	12		6	Y		N	07/2019		
11691	PINE LEVEL	01/16/1950	Active	17	0	1	-5.56%	18	19	4	Y	2	R	11/2025		
Exc Award (06/30/2016, 06/30/2017)																
11692	PRINCETON	03/23/1942	Active	13	0	0	0.00%	13		0	Y	3		12/2016	90+ Days	
11595	SAINT PAULS	04/16/1951	Active	8	0	0	0.00%	8		7	Y	3	R	09/2025		
11695	SELMA	05/18/1945	Active(2)	12	0	5	-29.41%	17	9	0	N	2	R	08/2025		
11696	SHALLOTTE	01/10/1947	Active	22	0	2	-8.33%	24	22	2	Y	4	R	11/2025		
11697	SMITHFIELD	06/16/1950	Active	13	0	1	-7.14%	15	46	3	Y		N	11/2025		
11670	SNOW HILL	09/14/1971	Active	3	0	0	0.00%	7		3	N	None		10/2021		



Club Health Assessment for District 31 N through November 2025

INTERNATIONAL

			Status	Membership						Reports				Finance	LCIF	
Club Number	Club Name	Charter Date	Times in Status Quo in Past 2 Years	Current Member Count **	YTD Members Added	YTD Members Dropped	YTD Net Growth% ***	Member Count 1 Year Ago	Dropped Members Avg.Length of Service	Months Since Membership Update	Current Officers Reported ****	Current President Repeated Term	VP Reported *****	Last Date Reported Service (mm/yyyy)	Account Balance	YTD Donations
118955	SOUTHEASTERN NORTH CAROLINA EYECARE	03/19/2013	Active(1)	6	0	0	0.00%	6		15	N	None				
11699	SOUTHPORT	04/10/1945	Active	44	1	4	-6.38%	49	7	1	N		N	02/2021	90+ Days	
60843	WESTERN HARNETT	06/04/1998	Active	85	2	6	-4.49%	88	10	1	Y		N	11/2025	90+ Days	\$500.00
Exc Award (06/30/2023)																
11705	WILMINGTON	05/15/1922	Active	38	3	2	2.70%	39	29	0	Y		N	11/2025		\$1,000.00
Exc Award (06/30/2017, 06/30/2018, 06/30/2024)																

Clubs Cancelled Previous Fiscal Year – Clubs Cancelled within last 12 months may be reinstated

Club Number	Club Name	Charter Date	Current Status*	Cancellation Date
78497	CALABASH	03/15/2004	Cancelled(6*)	06/29/2025
11594	ROWLAND	06/02/1939	Cancelled(8*)	12/30/2024

Current Total Clubs Count	YTD New Clubs Count	YTD Cancelled Clubs Count	YTD Net Club Gain	Current Total Members Count	YTD Add	YTD Drop	YTD Net Growth	YTD Net Growth %	Member Count 12 Months Ago	Average Member Count Per Club	% of Clubs with less than 20 members	% No Officer Report in 12 Months	% of Clubs with balance 90+ days	Number of Clubs in Status Quo	% Status Quo Clubs in Financial Suspension	Number of Cancelled Clubs	Average Cancelled Club Age	Members Lost Due to Cancellation	% of Clubs Cancelled for Non-Financial Reasons
51	0	0	0	919	27	65	-38	-3.97%	969	18	75%	6%	14%	2	100%	0	0	0	0%

* - P - Priority Club. Cancellation Reasons: 1-Objectives/conduct, 2-Non-active club, 5-Non-existing club, 6-Disbanding, 7-Merger, 8-Financial Suspension, 9-District/Multiple District Dues.

** Red denotes below 15 active members.

*** Red denotes 20% + loss.

**** Y - all 3 (President, Secretary, Treasurer) club officers reported, N - not all 3 reported.

***** Abbreviation: N-New, IP-Immediate Past, R-Repeat.




Club Health Assessment for District 31 S through November 2025

			Status		Membership					Reports				Finance		LCIF
Club Number	Club Name	Charter Date	Times in Status Quo in Past 2 Years	Current Member Count **	YTD Members Added	YTD Members Dropped	YTD Net Growth% ***	Member Count 1 Year Ago	Dropped Members Avg.Length of Service	Months Since Membership Update	Current Officers Reported ****	Current President Repeated Term	VP Reported *****	Last Date Reported Service (mm/yyyy)	Account Balance	YTD Donations
Clubs less than two years old																
190362	Eastern North Carolina	10/01/2025	Newly Chartered	25	25	0	100.00%	0		1	Y		N			
Clubs more than two years old																
11608	APEX	10/07/1937	Active	35	1	3	-5.41%	35	2	1	Y		N	10/2025		
Exc Award (06/30/2017, 06/30/2022)																
11614	CARY	09/04/1956	Active	13	0	0	0.00%	13		1	Y	2		06/2024		\$100.00
11717	COLUMBIA	08/25/1969	Active	10	0	0	0.00%	10		15	N	None		05/2023		
154939	East Wake Cyber	06/30/2023	Active	27	0	0	0.00%	27		6	Y		N	11/2025		
Exc Award (06/30/2024)																
11719	EDENTON	01/21/1937	Active	35	6	7	-2.78%	35	2	0	N		N	11/2025	90+ Days	\$500.00
31798	ELIZABETH CITY RIVER CITY	03/03/1976	Active	12	0	0	0.00%	12		18	N	None		05/2013	90+ Days	
31745	FIRST FLIGHT	02/20/1976	Active	19	1	1	0.00%	21	18	1	Y	4	R	05/2022		
Exc Award (06/30/2018)																
11624	FRANKLINTON	07/22/1938	Active	9	0	0	0.00%	11		5	N	7		06/2019		
11625	FUQUAY VARINA	01/24/1941	Active	24	0	1	-4.00%	29	18	0	Y		N	06/2025		
11626	GARNER	03/03/1944	Active	26	1	0	4.00%	24		4	Y		N	08/2025		
31546	GATES COUNTY	01/12/1976	Active	11	0	1	-8.33%	12	6	3	Y	5	N	06/2025		
Exc Award (06/30/2024)																
11629	HENDERSON	09/16/1929	Active(1)	4	0	0	0.00%	5		11	Y	2		11/2025		
11724	HERTFORD	04/04/1939	Active	9	0	0	0.00%	9		52	N	None				
11725	JACKSON	04/17/1945	Active	8	0	0	0.00%	9		5	Y	5		04/2024		
11631	KNIGHTDALE	05/02/1961	Status Quo(1)	5	0	0	0.00%	6		9	N	None			90+ Days	
41974	LAKE GASTON	11/22/1982	Active	68	2	3	-1.45%	75	6	2	Y		N	07/2025		
Exc Award (06/30/2016, 06/30/2023, 06/30/2024)																
11632	LITTLETON	12/10/1936	Active	25	0	1	-3.85%	25	30	0	Y	2	N	07/2024		
11633	LOUISBURG	01/16/1942	Active	8	0	1	-11.11%	9	2	4	Y		N	11/2025		\$150.00
82964	LOWER CURRITUCK	06/30/2004	Active(3)	6	0	0	0.00%	6		29	N	None		01/2016		



Club Health Assessment for District 31 S through November 2025

			Status	Membership						Reports				Finance	LCIF	
Club Number	Club Name	Charter Date	Times in Status Quo in Past 2 Years	Current Member Count **	YTD Members Added	YTD Members Dropped	YTD Net Growth% ***	Member Count 1 Year Ago	Dropped Members Avg.Length of Service	Months Since Membership Update	Current Officers Reported ****	Current President Repeated Term	VP Reported *****	Last Date Reported Service (mm/yyyy)	Account Balance	YTD Donations
11727	MANTEO	01/30/1950	Active	15	2	0	15.38%	14		3	Y	4	N	10/2023		
40510	NAGS HEAD	11/17/1981	Active	1	0	0	0.00%	1		16	Y	7		02/2023		
11730	NASHVILLE	11/17/1938	Active	12	0	1	-7.69%	18	10	1	N			06/2019		
11639	PILOT L C	03/26/1973	Active	25	0	0	0.00%	28		5	Y		N	11/2025		
11642	RALEIGH DOWNTOWN	08/21/1972	Active	21	2	2	0.00%	20	12	0	Y		N			
11643	RALEIGH HOST	05/12/1922	Active	37	0	6	-13.95%	45	16	0	Y		N	03/2025		
11635	RALEIGH NORTH RALEIGH	06/26/1953	Active	22	1	0	4.76%	24		0	Y	2	R	11/2025		\$125.00
Exc Award (06/30/2017, 06/30/2019, 06/30/2021)																
46636	RALEIGH SOUTHEAST	11/13/1986	Active(3)	14	0	0	0.00%	14		11	N	None		04/2019		
66303	ROCKY HOCK	06/25/2002	Active	18	2	2	0.00%	18	7	3	Y		N	10/2025		
11736	ROCKY MOUNT EVENING	03/24/1939	Active	7	0	0	0.00%	7		19	Y	8	R	10/2025		
11739	SCOTLAND NECK	04/27/1945	Active(3)	3	0	0	0.00%	3		15	N	None		11/2012	90+ Days	
11740	SEABOARD	10/24/1938	Active	33	0	4	-10.81%	35	5	1	Y			10/2025		
11743	TARBORO	11/26/1941	Active	10	0	0	0.00%	10		7	N			10/2025		
103392	WAKE FOREST	09/03/2008	Active	20	2	1	5.26%	19	22	2	Y	3	N	10/2025		\$150.00
Exc Award (06/30/2022, 06/30/2024)																
38043	WANCHESE	02/12/1980	Active	6	0	0	0.00%	11		8	N	None		06/2017		
11653	WARRENTON	01/27/1936	Active	17	0	0	0.00%	21		6	Y		IP	09/2025	90+ Days	\$150.00
11745	WEEKSVILLE	03/19/1951	Active	43	1	0	2.38%	42		0	Y		N	11/2025		
11654	WENDELL	02/09/1950	Active	31	3	0	10.71%	28		2	Y		N	09/2025		
Exc Award (06/30/2024)																
11747	WHITAKERS	08/05/1947	Active	9	0	1	-10.00%	10	7	3	Y		N	08/2019		
33666	WHITE LEVEL L C	04/21/1977	Status Quo(1)	3	0	0	0.00%	3		15	N	None		02/2019	90+ Days	
11748	WILLIAMSTON	03/11/1937	Active(1)	16	0	0	0.00%	16		21	Y	2	R	08/2017		
11749	WILSON	09/22/1922	Active	27	1	1	0.00%	28	5	2	Y		N	11/2025		
Exc Award (06/30/2024)																
11750	WILSON LUNCHEON	02/16/1972	Active	13	0	0	0.00%	13		15	N	None		04/2023		
11656	ZEBULON	10/31/1949	Active	29	5	0	20.83%	25		1	Y		N	11/2025		\$100.00
Exc Award (06/30/2017, 06/30/2024)																



Club Health Assessment for District 31 S through November 2025

INTERNATIONAL

			Status	Membership					Reports					Finance	LCIF	
Club Number	Club Name	Charter Date	Times in Status Quo in Past 2 Years	Current Member Count **	YTD Members Added	YTD Members Dropped	YTD Net Growth% ***	Member Count 1 Year Ago	Dropped Members Avg.Length of Service	Months Since Membership Update	Current Officers Reported ****	Current President Repeated Term	VP Reported *****	Last Date Reported Service (mm/yyyy)	Account Balance	YTD Donations

Clubs Cancelled Previous Fiscal Year – Clubs Cancelled within last 12 months may be reinstated

Club Number	Club Name	Charter Date	Current Status*	Cancellation Date
146343	Bunn CERT	05/28/2021	Cancelled(8*)	12/30/2024
117333	LUCAMA	06/29/2012	Cancelled(8*)	07/29/2024
11738	SARATOGA	09/09/1949	Cancelled(6*)	06/29/2025

Current Total Clubs Count	YTD New Clubs Count	YTD Cancelled Clubs Count	YTD Net Club Gain	Current Total Members Count	YTD Add	YTD Drop	YTD Net Growth	YTD Net Growth %	Member Count 12 Months Ago	Average Member Count Per Club	% of Clubs with less than 20 members	% No Officer Report in 12 Months	% of Clubs with balance 90+ days	Number of Clubs in Status Quo	% Status Quo Clubs in Financial Suspension	Number of Cancelled Clubs	Average Cancelled Club Age	Members Lost Due to Cancellation	% of Clubs Cancelled for Non-Financial Reasons
44	1	0	1	811	55	36	19	2.40%	826	18	59%	20%	14%	2	100%	0	0	0	0%

* - P - Priority Club. Cancellation Reasons: 1-Objectives/conduct, 2-Non-active club, 5-Non-existing club, 6-Disbanding, 7-Merger, 8-Financial Suspension, 9-District/Multiple District Dues.

** Red denotes below 15 active members.

*** Red denotes 20% + loss.

**** Y - all 3 (President, Secretary, Treasurer) club officers reported, N - not all 3 reported.

***** Abbreviation: N-New, IP-Immediate Past, R-Repeat.




Club Health Assessment for District 32 C through November 2025

			Status	Membership						Reports				Finance		LCIF
Club Number	Club Name	Charter Date	Times in Status Quo in Past 2 Years	Current Member Count **	YTD Members Added	YTD Members Dropped	YTD Net Growth% ***	Member Count 1 Year Ago	Dropped Members Avg.Length of Service	Months Since Membership Update	Current Officers Reported ****	Current President Repeated Term	VP Reported *****	Last Date Reported Service (mm/yyyy)	Account Balance	YTD Donations
Clubs less than two years old																
157755	Indian Land	04/08/2024	Active	25	4	4	0.00%	23	2	2	Y		N	11/2025		\$1,000.00
	Exc Award (06/30/2025)															
156877	Murrells Inlet Burgess Community	12/20/2023	Active	25	2	2	0.00%	32	2	0	Y	3	N	10/2025	90+ Days	
Clubs more than two years old																
11811	AIKEN	06/24/1935	Active	37	6	2	12.12%	30	9	0	Y		R	11/2025		\$100.00
	Exc Award (06/30/2017, 06/30/2018, 06/30/2021, 06/30/2023)															
56808	AIKEN MID-DAY	04/03/1995	Cancelled(6*)	0	0	0	0.00%	17		4	N	None		09/2024		
	Exc Award (06/30/2021, 06/30/2022)															
11873	AYNOR	01/23/1946	Active	30	0	0	0.00%	31		7	N	None		05/2025	90+ Days	
	Exc Award (06/30/2023)															
11815	BARNWELL	04/18/1946	Active(1)	8	0	0	0.00%	8		0	N			05/2022		
11817	BEAUFORT	03/22/1946	Active	24	1	0	4.35%	25		1	Y		N	11/2025		\$300.00
	Exc Award (06/30/2020, 06/30/2022, 06/30/2023, 06/30/2024)															
11875	BETHUNE	10/06/1952	Active	18	0	0	0.00%	18		13	Y	2	N	04/2019		
	Exc Award (06/30/2016)															
153227	Bluffton SC	12/22/2022	Active	26	2	0	8.33%	22		2	Y	2	R	11/2025		\$200.00
	Exc Award (06/30/2023)															
11823	BRUNSON	11/20/1951	Active	13	0	0	0.00%	13		14	N	None	N	11/2021		
11877	CAMDEN	09/04/1945	Active	16	2	6	-20.00%	22	14	2	Y	4	R	10/2025		
	Exc Award (06/30/2021, 06/30/2022)															
11880	CHERAW	09/20/1945	Active	7	0	0	0.00%	9		10	Y	8	R	11/2025		
59710	CHESTERFIELD	06/24/1997	Active	19	0	0	0.00%	18		10	N	None		06/2025		
11886	CONWAY	03/27/1939	Active	19	0	0	0.00%	19		4	Y	2	N	11/2025		\$100.00
	Exc Award (06/30/2024)															
11887	DARLINGTON	03/20/1945	Active	16	0	0	0.00%	18		5	Y		IP	01/2025		
	Exc Award (06/30/2021)															
11826	DENMARK	11/21/1935	Status Quo(2)	9	0	0	0.00%	9		0	Y	12			90+ Days	
11889	DILLON	07/24/1936	Active	52	2	2	0.00%	52	22	0	Y		N	11/2025	90+ Days	



Club Health Assessment for District 32 C through November 2025

			Status	Membership						Reports				Finance	LCIF	
Club Number	Club Name	Charter Date	Times in Status Quo in Past 2 Years	Current Member Count **	YTD Members Added	YTD Members Dropped	YTD Net Growth% ***	Member Count 1 Year Ago	Dropped Members Avg.Length of Service	Months Since Membership Update	Current Officers Reported ****	Current President Repeated Term	VP Reported *****	Last Date Reported Service (mm/yyyy)	Account Balance	YTD Donations
Exc Award (06/30/2021)																
11829	EDISTO ISLAND	06/12/1951	Active	101	4	3	1.00%	95	1	0	Y	2	R	09/2024		
11830	EHRHARDT	10/23/1951	Active	4	0	0	0.00%	4		13	N	None		05/2022		
11831	ELLOREE	02/08/1938	Active(1)	7	7	0	100.00%	7		3	Y		IP	10/2025		
11892	FLORENCE	12/10/1923	Active	38	0	2	-5.00%	39	2	1	Y	3	N	11/2025		
11893	FLORENCE EVENING	03/01/1967	Active	15	0	0	0.00%	13		7	Y	2	R	10/2025		\$25.00
Exc Award (06/30/2018, 06/30/2021, 06/30/2023, 06/30/2025)																
11834	GEORGETOWN	01/07/1946	Active	37	3	4	-2.63%	39	16	0	Y		N	11/2025		\$500.00
Exc Award (06/30/2019, 06/30/2020, 06/30/2021, 06/30/2022, 06/30/2023)																
11835	GOOSE CREEK	11/14/1968	Active	23	0	1	-4.17%	24	6	2	Y	3	N	11/2025		
Exc Award (06/30/2018, 06/30/2020)																
11897	HARTSVILLE	02/05/1945	Active	35	2	2	0.00%	35	3	1	Y		N	11/2025		\$1,050.00
Exc Award (06/30/2016, 06/30/2018, 06/30/2019, 06/30/2020, 06/30/2021, 06/30/2022, 06/30/2024)																
48923	HILTON HEAD ISLAND NOON	10/03/1988	Active	19	0	1	-5.00%	20	4	4	Y	2	R	11/2025		\$1,105.00
Exc Award (06/30/2018, 06/30/2021, 06/30/2022, 06/30/2023)																
11841	JACKSON	11/07/1951	Active(1)	9	0	1	-10.00%	10	4	0	Y	21		03/2019		
11899	JOHNSONVILLE	08/16/1951	Active(1)	17	0	0	0.00%	17		14	N	None		12/2022		
11900	KERSHAW	09/23/1940	Active	13	0	0	0.00%	13		14	Y	9	R	08/2023		
11844	KINGSTREE	02/20/1946	Active	51	3	0	6.25%	47		1	Y		N	11/2025		\$100.00
Exc Award (06/30/2017, 06/30/2021, 06/30/2022, 06/30/2023, 06/30/2024)																
11903	LANCASTER	03/30/1933	Active	10	0	0	0.00%	10		1	Y		IP	11/2025		
Exc Award (06/30/2023)																
122553	Lee County	06/19/2014	Active	32	2	5	-8.57%	35	4	3	Y	3		11/2025	90+ Days	
Exc Award (06/30/2016, 06/30/2017)																
46637	LITTLE RIVER	11/26/1986	Active	26	1	0	4.00%	30		1	Y	2	R	10/2025		
Exc Award (06/30/2016, 06/30/2020, 06/30/2021, 06/30/2022)																
11847	MANNING	08/29/1940	Active	29	2	1	3.57%	28	5	0	Y		N	11/2025		



Club Health Assessment for District 32 C through November 2025

			Status	Membership					Reports					Finance	LCIF	
Club Number	Club Name	Charter Date	Times in Status Quo in Past 2 Years	Current Member Count **	YTD Members Added	YTD Members Dropped	YTD Net Growth% ***	Member Count 1 Year Ago	Dropped Members Avg.Length of Service	Months Since Membership Update	Current Officers Reported ****	Current President Repeated Term	VP Reported *****	Last Date Reported Service (mm/yyyy)	Account Balance	YTD Donations
Exc Award (06/30/2017, 06/30/2020, 06/30/2021, 06/30/2022, 06/30/2023, 06/30/2025)																
11907	MARION	04/22/1932	Active	4	0	0	0.00%	4		12	N	None		05/2022	90+ Days	\$200.00
28105	MC BEE	03/06/1974	Active	15	0	0	0.00%	18		5	Y		IP	09/2023		
11845	MIDLAND VALLEY	07/10/1941	Active	32	1	1	0.00%	30	17	0	Y		N	11/2025		
Exc Award (06/30/2018, 06/30/2021, 06/30/2023)																
11848	MONCKS CORNER	01/18/1945	Active	73	1	1	0.00%	80	36	0	Y	2	R	11/2025		
Exc Award (06/30/2018, 06/30/2023, 06/30/2024)																
11908	MULLINS	12/21/1945	Active	16	0	0	0.00%	17		4	Y			06/2025		
Exc Award (06/30/2017, 06/30/2024)																
11909	MYRTLE BEACH	07/19/1952	Active	38	5	8	-7.32%	41	3	0	Y		N	11/2025		\$1,100.00
Exc Award (06/30/2017, 06/30/2021, 06/30/2022)																
11850	NORTH AUGUSTA	12/11/1935	Active	19	4	0	26.67%	17		1	Y	2		10/2025		\$125.00
Exc Award (06/30/2024)																
11911	NORTH MYRTLE BEACH	03/31/1949	Active	45	12	1	32.35%	23	14	0	Y	2	R	11/2025		\$50.00
Exc Award (06/30/2022, 06/30/2023, 06/30/2024)																
11912	OLANTA	04/21/1958	Active	10	0	0	0.00%	10		1	Y	5	R	07/2025	90+ Days	
11852	ORANGEBURG	06/07/1922	Active	45	1	0	2.27%	41		1	Y		N	11/2025		
Exc Award (06/30/2024)																
11913	PAGELAND	02/25/1952	Active	17	1	2	-5.56%	18	3	0	Y	12	R	07/2025		
Exc Award (06/30/2020, 06/30/2021)																
43475	PAWLEYS ISLAND WACCAMAW NECK	02/23/1984	Active	23	0	10	-30.30%	33	4	0	Y			05/2025		
Exc Award (06/30/2018, 06/30/2021, 06/30/2023)																
11918	SOCIETY HILL	06/19/1951	Active	12	0	0	0.00%	11		6	Y	4		11/2025		
Exc Award (06/30/2019)																
11856	ST GEORGE	03/29/1946	Active	10	1	0	11.11%	10		1	Y	9		10/2025		
Exc Award (06/30/2022)																
11862	SUMMERTON	01/31/1945	Active	12	0	0	0.00%	12		2	Y	3		09/2024		
11864	SUMMERVILLE NOON	04/02/1968	Active	38	1	1	0.00%	37	2	1	Y		N	11/2025		\$1,452.02



Club Health Assessment for District 32 C through November 2025

			Status	Membership					Reports				Finance	LCIF		
Club Number	Club Name	Charter Date	Times in Status Quo in Past 2 Years	Current Member Count **	YTD Members Added	YTD Members Dropped	YTD Net Growth% ***	Member Count 1 Year Ago	Dropped Members Avg.Length of Service	Months Since Membership Update	Current Officers Reported ****	Current President Repeated Term	VP Reported *****	Last Date Reported Service (mm/yyyy)	Account Balance	YTD Donations
Exc Award (06/30/2018, 06/30/2020, 06/30/2021, 06/30/2022, 06/30/2023, 06/30/2024, 06/30/2025)																
11865	SUMTER	04/06/1939	Active	12	0	0	0.00%	12		4	Y	2	R	11/2025		\$1,000.00
58992	SUN CITY OKATIE	01/15/1997	Active	56	1	0	1.82%	63		4	Y		N	11/2025		
43618	SURFSIDE BEACH SOUTH STRAND	03/19/1984	Active	21	0	1	-4.55%	22	2	0	Y			11/2025		\$1,000.00
Exc Award (06/30/2017, 06/30/2021)																
11871	WALTERBORO	11/16/1935	Active	11	0	0	0.00%	11		5	Y	2	R	08/2025		

Clubs Cancelled Previous Fiscal Year – Clubs Cancelled within last 12 months may be reinstated

Club Number	Club Name	Charter Date	Current Status*	Cancellation Date
11813	ANDREWS	03/15/1945	Cancelled(6*)	03/29/2025
11832	ESTILL	05/14/1946	Cancelled(8*)	06/29/2025
11833	FAIRFAX	07/20/1937	Cancelled(6*)	06/29/2025
108676	GREATER LAKE CITY	06/17/2010	Cancelled(6*)	05/29/2025

Current Total Clubs Count	YTD New Clubs Count	YTD Cancelled Clubs Count	YTD Net Club Gain	Current Total Members Count	YTD Add	YTD Drop	YTD Net Growth	YTD Net Growth %	Member Count 12 Months Ago	Average Member Count Per Club	% of Clubs with less than 20 members	% No Officer Report in 12 Months	% of Clubs with balance 90+ days	Number of Clubs in Status Quo	% Status Quo Clubs in Financial Suspension	Number of Cancelled Clubs	Average Cancelled Club Age	Members Lost Due to Cancellation	% of Clubs Cancelled for Non-Financial Reasons
53	0	1	-1	1,319	71	61	10	0.76%	1,342	25	53%	8%	13%	1	100%	1	292	0	0%

* - P - Priority Club. Cancellation Reasons: 1-Objectives/conduct, 2-Non-active club, 5-Non-existing club, 6-Disbanding, 7-Merger, 8-Financial Suspension, 9-District/Multiple District Dues.

** Red denotes below 15 active members.

*** Red denotes 20% + loss.

**** Y - all 3 (President, Secretary, Treasurer) club officers reported, N - not all 3 reported.

***** Abbreviation: N-New, IP-Immediate Past, R-Repeat.




Club Health Assessment for District 32 S through November 2025

			Status	Membership						Reports				Finance		LCIF
Club Number	Club Name	Charter Date	Times in Status Quo in Past 2 Years	Current Member Count **	YTD Members Added	YTD Members Dropped	YTD Net Growth% ***	Member Count 1 Year Ago	Dropped Members Avg.Length of Service	Months Since Membership Update	Current Officers Reported ****	Current President Repeated Term	VP Reported *****	Last Date Reported Service (mm/yyyy)	Account Balance	YTD Donations
Clubs less than two years old																
182913	Berea de Hispanos	06/19/2025	Active	24	3	0	14.29%	0		2	Y	2		10/2025		
182703	Middle Tyger Community	06/20/2025	Active	23	0	0	0.00%	0		1	Y	2		10/2025		
Clubs more than two years old																
11753	ABBEVILLE Exc Award (06/30/2016, 06/30/2018)	09/19/1935	Active	24	1	1	0.00%	24	24	2	Y		N	11/2025		\$200.00
11754	ANDERSON Exc Award (06/30/2022)	06/23/1922	Active	23	0	0	0.00%	23		12	Y			06/2025		
11816	BATESBURG LEESVILLE	05/10/1927	Active	4	0	0	0.00%	4		17	Y	9		10/2022		
11757	BELTON Exc Award (06/30/2022, 06/30/2023, 06/30/2024, 06/30/2025)	07/11/1935	Active	35	3	1	6.06%	28	7	1	Y		N	11/2025		
11758	BEREA Exc Award (06/30/2023, 06/30/2024, 06/30/2025)	12/15/1952	Active(1)	23	0	0	0.00%	28		2	N		IP	11/2025		
128137	Blue Ridge Exc Award (06/30/2018, 06/30/2019, 06/30/2020, 06/30/2021, 06/30/2022, 06/30/2023, 06/30/2024, 06/30/2025)	06/30/2016	Active	30	0	3	-9.09%	30	6	0	Y		N	10/2025		\$50.00
11759	BOILING SPRINGS L C Exc Award (06/30/2020, 06/30/2021, 06/30/2024)	09/22/1972	Active	26	2	3	-3.70%	25	1	1	Y	2	N	11/2025	90+ Days	\$2,000.00
11879	CAYCE WEST COLUMBIA	07/22/1952	Active	21	1	0	5.00%	21		0	Y		N	12/2024		
136948	Cherokee County United Exc Award (06/30/2019, 06/30/2022, 06/30/2023, 06/30/2024, 06/30/2025)	12/19/2018	Active	23	0	0	0.00%	25		3	Y		R	11/2024		
11881	CHESTER	05/09/1934	Active	5	0	3	-37.50%	9	11	0	N			05/2025		
11763	CLEMSON	11/02/1950	Status Quo(3)	11	1	6	-31.25%	16	38	0	N	None		02/2023	90+ Days	
11883	COLUMBIA Exc Award (06/30/2021)	04/11/1922	Active(2)	9	0	0	0.00%	14		5	N	6		11/2025		
128869	Columbia Northwest Exc Award (06/30/2017, 06/30/2023)	09/09/2016	Active	24	2	1	4.35%	20	1	0	Y	6	R	11/2025		
35170	DACUSVILLE	03/31/1978	Active	10	0	0	0.00%	10		22	N			08/2024		



Club Health Assessment for District 32 S through November 2025

			Status	Membership						Reports				Finance	LCIF	
Club Number	Club Name	Charter Date	Times in Status Quo in Past 2 Years	Current Member Count **	YTD Members Added	YTD Members Dropped	YTD Net Growth% ***	Member Count 1 Year Ago	Dropped Members Avg.Length of Service	Months Since Membership Update	Current Officers Reported ****	Current President Repeated Term	VP Reported *****	Last Date Reported Service (mm/yyyy)	Account Balance	YTD Donations
Exc Award (06/30/2023)			Active	59	5	2	5.36%	61	11	1	N	None		10/2025		
59636	DUE WEST	06/09/1997														
Exc Award (06/30/2018, 06/30/2019, 06/30/2020, 06/30/2021, 06/30/2023, 06/30/2024)																
11766	EASLEY	03/15/1939	Active	27	0	2	-6.90%	28	4	3	Y		N	03/2025		\$1,500.00
Exc Award (06/30/2018, 06/30/2022, 06/30/2023)			Active	8	1	0	14.29%	6		0	Y			06/2025		
11895	GAFFNEY	04/02/1929														
11896	GREAT FALLS	08/23/1945														
Exc Award (06/30/2022)			Active	27	0	0	0.00%	32		3	Y	18	R	06/2025		
11861	GREATER IRMO	03/31/1967														
Exc Award (06/30/2022, 06/30/2024)																
11770	GREENVILLE	08/15/1922	Active(2)	9	0	0	0.00%	8		5	N			06/2025		
11771	GREENVILLE	05/01/1956	Active	6	1	0	20.00%	5		0	Y		N	10/2025		
117902	PLEASANTBURG GREENVILLE WEST END	09/26/2012	Active	15	1	4	-16.67%	14	11	0	Y	3	N	11/2025		
Exc Award (06/30/2025)			Active	46	2	0	4.55%	47		1	Y		N	11/2025	90+ Days	\$1,750.00
11773	GREENWOOD	02/11/1929														
Exc Award (06/30/2018, 06/30/2019)																
11774	GREER	01/29/1929	Active	54	1	1	0.00%	52	12	0	Y	2	N	10/2025		
Exc Award (06/30/2019, 06/30/2020, 06/30/2021, 06/30/2022, 06/30/2023)																
130725	Greer Centennial	04/21/2017	Active	31	0	2	-6.06%	33	5	2	Y		N	09/2025		
Exc Award (06/30/2018, 06/30/2019, 06/30/2021, 06/30/2024)			Active	16	0	0	0.00%	16		17	N	None	N	10/2025	90+ Days	
11775	HICKORY TAVERN	05/21/1952														
11777	INMAN	05/25/1951		Active	8	0	0	0.00%	8	12	N	None		05/2025		
11779	JOANNA	01/12/1956	Active	67	10	0	17.54%	43		2	Y		N	10/2025	90+ Days	\$425.00
Exc Award (06/30/2017, 06/30/2021, 06/30/2022, 06/30/2023, 06/30/2024, 06/30/2025)			Active	26	0	1	-3.70%	24	1	3	Y		R	06/2025		
11781	LANDRUM	02/06/1959														
Exc Award (06/30/2021, 06/30/2023, 06/30/2025)																
11782	LAURENS	08/03/1945	Active	8	0	0	0.00%	8		9	Y	3		10/2025		



Club Health Assessment for District 32 S through November 2025

			Status	Membership						Reports				Finance		LCIF	
Club Number	Club Name	Charter Date	Times in Status Quo in Past 2 Years	Current Member Count **	YTD Members Added	YTD Members Dropped	YTD Net Growth% ***	Member Count 1 Year Ago	Dropped Members Avg.Length of Service	Months Since Membership Update	Current Officers Reported ****	Current President Repeated Term	VP Reported *****	Last Date Reported Service (mm/yyyy)	Account Balance	YTD Donations	
Exc Award (06/30/2022)			Active	17	1	1	0.00%	30	24	2	Y	2	N	11/2025	90+ Days		
11846	LEXINGTON	04/15/1927															
Exc Award (06/30/2019, 06/30/2023, 06/30/2024)																	
11783	LIBERTY	04/23/1954		14	0	0	0.00%	14		17	Y		R	10/2025			
Exc Award (06/30/2023)																	
11784	MAULDIN	01/16/1967	11	0	1	-8.33%	14	44	3	Y		N	09/2025				
11785	MC CORMICK	10/17/1928	Active	29	0	0	0.00%	45		5	Y		R	11/2025			
Exc Award (06/30/2022)																	
11910	NEWBERRY	10/30/1928	Active	9	0	0	0.00%	8		6	Y	8	N	02/2025			
11786	NINETY SIX	01/10/1945	Active	23	2	1	4.55%	24	4	2	Y		N	10/2025			
Exc Award (06/30/2023)			Active	6	0	0	0.00%	11		6	N	None		09/2024			
Exc Award (06/30/2022)																	
11790	PICKENS	07/16/1936		4	0	0	0.00%	4		24	N	None		10/2023			
11791	PIEDMONT	05/15/1952		Active	40	0	2	-4.76%	43	18	0	Y		N			10/2025
Exc Award (06/30/2022, 06/30/2023, 06/30/2024)																	
30466	RIVER HILLS LAKE WYLIE	03/28/1975	Active	136	2	6	-2.86%	141	6	0	Y		N	11/2025			
Exc Award (06/30/2016, 06/30/2023, 06/30/2024)																	
11915	ROCK HILL	04/29/1929	Active	11	0	0	0.00%	8		2	Y		IP	11/2025			
11794	SALEM	10/17/1966	Active	45	2	0	4.65%	43		0	Y		N	08/2025			
Exc Award (06/30/2021, 06/30/2022, 06/30/2023)			Active(1)	13	0	0	0.00%	13		5	N	None		05/2024			90+ Days
Exc Award (06/30/2023)																	
11796	SENECA	01/25/1945		Active	16	0	0	0.00%	18		7	Y	2	R	07/2025		
Exc Award (06/30/2023)																	
11798	SLATER MARIETTA	02/19/1951		Active	28	0	0	0.00%	28		3	Y		N	05/2025		
142574	South Carolina Cyber	08/21/2020	Status Quo(2)	5	0	12	-70.59%	17	6	4	N	None		05/2025			
Exc Award (06/30/2021)																	
11799	SPARTANBURG	05/23/1922	Active	53	0	0	0.00%	61		5	Y	2	R	06/2025			
Exc Award (06/30/2019, 06/30/2021)																	



Club Health Assessment for District 32 S through November 2025

			Status	Membership						Reports				Finance	LCIF	
Club Number	Club Name	Charter Date	Times in Status Quo in Past 2 Years	Current Member Count **	YTD Members Added	YTD Members Dropped	YTD Net Growth% ***	Member Count 1 Year Ago	Dropped Members Avg.Length of Service	Months Since Membership Update	Current Officers Reported ****	Current President Repeated Term	VP Reported *****	Last Date Reported Service (mm/yyyy)	Account Balance	YTD Donations
111089	SPARTANBURG SOUTHSIDE	05/17/2011	Active	124	7	4	2.48%	106	4	0	Y		N	10/2025		\$51.00
	Exc Award (06/30/2019, 06/30/2021, 06/30/2022, 06/30/2025)															
11801	TAYLORS	10/19/1950	Active	43	2	3	-2.27%	37	4	1	Y	2		10/2025		
	Exc Award (06/30/2022, 06/30/2024, 06/30/2025)															
29111	TEGA CAY	04/15/1974	Active	76	18	1	28.81%	47	1	0	Y		N	11/2025		\$100.00
	Exc Award (06/30/2017, 06/30/2020, 06/30/2024, 06/30/2025)															
11802	THE MATHEWS	01/28/1952	Active	42	16	8	23.53%	31	2	0	Y		N	09/2025		\$1,650.00
	Exc Award (06/30/2018, 06/30/2019, 06/30/2021, 06/30/2022, 06/30/2023, 06/30/2024, 06/30/2025)															
59788	TRAVELERS REST	06/26/1997	Active	11	0	0	0.00%	11		17	Y	5		08/2024		
11920	UNION	08/26/1936	Active	21	0	2	-8.70%	24	25	3	Y		N	11/2025		
	Exc Award (06/30/2020, 06/30/2022, 06/30/2023)															
11805	WALHALLA	07/17/1945	Status Quo(2)	5	0	0	0.00%	5		21	N	None		01/2025	90+ Days	
11806	WARE SHOALS	01/15/1945	Active	16	0	0	0.00%	16		1	Y		N	11/2025		
11922	WINNSBORO	05/22/1935	Active	36	1	6	-12.20%	42	6	1	Y		N	11/2025	90+ Days	\$300.00
	Exc Award (06/30/2020, 06/30/2021, 06/30/2022, 06/30/2023)															
130008	Woodruff Centennial	02/14/2017	Active	7	0	0	0.00%	8		9	N			11/2024		
	Exc Award (06/30/2021)															

Clubs Cancelled Previous Fiscal Year – Clubs Cancelled within last 12 months may be reinstated

Club Number	Club Name	Charter Date	Current Status*	Cancellation Date
150816	Blue Ridge History	05/17/2022	Cancelled(8*)	12/30/2024

Current Total Clubs Count	YTD New Clubs Count	YTD Cancelled Clubs Count	YTD Net Club Gain	Current Total Members Count	YTD Add	YTD Drop	YTD Net Growth	YTD Net Growth %	Member Count 12 Months Ago	Average Member Count Per Club	% of Clubs with less than 20 members	% No Officer Report in 12 Months	% of Clubs with balance 90+ days	Number of Clubs in Status Quo	% Status Quo Clubs in Financial Suspension	Number of Cancelled Clubs	Average Cancelled Club Age	Members Lost Due to Cancellation	% of Clubs Cancelled for Non-Financial Reasons
59	0	0	0	1,582	87	79	8	0.51%	1,529	27	46%	8%	17%	3	100%	0	0	0	0%




Club Health Assessment for District 32 S through November 2025

			Status		Membership					Reports					Finance	LCIF
Club Number	Club Name	Charter Date	Times in Status Quo in Past 2 Years	Current Member Count **	YTD Members Added	YTD Members Dropped	YTD Net Growth% ***	Member Count 1 Year Ago	Dropped Members Avg.Length of Service	Months Since Membership Update	Current Officers Reported ****	Current President Repeated Term	VP Reported *****	Last Date Reported Service (mm/yyyy)	Account Balance	YTD Donations

* - P - Priority Club. Cancellation Reasons: 1-Objectives/conduct, 2-Non-active club, 5-Non-existing club, 6-Disbanding, 7-Merger, 8-Financial Suspension, 9-District/Multiple District Dues.
** Red denotes below 15 active members.
*** Red denotes 20% + loss.
**** Y - all 3 (President, Secretary, Treasurer) club officers reported, N - not all 3 reported.
***** Abbreviation: N-New, IP-Immediate Past, R-Repeat.



Club Health Assessment for District 33 Y through November 2025

			Status	Membership					Reports				Finance	LCIF		
Club Number	Club Name	Charter Date	Times in Status Quo in Past 2 Years	Current Member Count **	YTD Members Added	YTD Members Dropped	YTD Net Growth% ***	Member Count 1 Year Ago	Dropped Members Avg.Length of Service	Months Since Membership Update	Current Officers Reported ****	Current President Repeated Term	VP Reported *****	Last Date Reported Service (mm/yyyy)	Account Balance	YTD Donations
Clubs more than two years old																
11924	ADAMS	07/31/1939	Active	62	3	0	5.08%	62		2	Y		N	11/2025		
11925	AGAWAM	03/17/1944	Active	70	0	1	-1.41%	74	11	3	Y		N	07/2025		\$500.00
117176	AMHERST	06/15/2012	Active	2	0	0	0.00%	2		27	N	None		09/2017		
11928	BELCHERTOWN	09/06/1945	Active	44	2	2	0.00%	45	7	0	Y		N	11/2018		
11929	CHARLEMONT	11/20/1946	Active	13	0	0	0.00%	13		18	Y	3	R	09/2024	\$38.00	
11930	CHESHIRE	11/08/1955	Active	24	0	2	-7.69%	30	7	0	Y		N	08/2025	\$1,000.00	
11933	CUMMINGTON	01/07/1968	Status Quo(1)	6	0	1	-14.29%	7	44	1	N	None		06/2013	90+ Days	
11934	DALTON	12/22/1960	Active	17	0	2	-10.53%	19	21	3	N	None		08/2011		\$50.00
11969	DEERFIELD	04/12/1946	Active	16	0	0	0.00%	18		7	Y	17	R	01/2021		
11936	EAST LONGMEADOW	02/22/1943	Active	44	0	0	0.00%	38		7	Y		N	04/2025		
11938	GRANBY	08/11/1953	Active	25	1	1	0.00%	23	21	0	Y	3		04/2019		
11939	GRANVILLE-TOLLAND L C	06/02/1965	Active	18	0	0	0.00%	23		6	Y	2	R	09/2018		
11944	HATFIELD	12/20/1944	Active	15	0	1	-6.25%	19	9	0	Y		N	06/2025		
11945	HINSDALE	12/16/1954	Active	22	0	0	0.00%	21		5	Y	8	R	11/2025		
11946	HOLYOKE	11/24/1922	Active	7	0	0	0.00%	8		6	N	None		12/2018		
11948	HUNTINGTON	09/11/1951	Active	10	0	0	0.00%	11		4	Y	3	R	07/2025		
11951	LEE	12/08/1964	Active	28	0	3	-9.68%	29	6	4	Y		N	11/2025	90+ Days	\$53.00
11954	LUDLOW	01/18/1943	Active	38	0	0	0.00%	39		8	Y	3	N	08/2021		\$60.00
11956	NORTH ADAMS	07/28/1938	Active	21	3	2	5.00%	18	6	0	Y		N	11/2025		\$250.00
11957	NORTHAMPTON	03/16/1936	Active	32	0	0	0.00%	31		8	Y	2		11/2025		
41332	PELHAM	05/25/1982	P- Active	0	0	0	0.00%	1		5	N	None		11/2019		
11959	PITTSFIELD	08/01/1922	Active	9	0	5	-35.71%	14	12	1	Y	6		09/2025		\$375.00
11962	SOUTHAMPTON	02/19/1962	Active	28	1	2	-3.45%	29	8	2	Y		N	12/2018		
11964	SOUTHWICK	04/02/1947	Active	60	1	1	0.00%	58	4	2	Y	2	N	11/2025		\$807.00
Exc Award (06/30/2024)																
11967	SPRINGFIELD 16 ACRES	04/25/1947	Active	20	0	0	0.00%	23		5	Y	4		07/2025		\$50.00
11968	STOCKBRIDGE	05/18/1965	Active	4	0	0	0.00%	4		63	N	None				



Club Health Assessment for District 33 Y through November 2025

INTERNATIONAL

						Status				Membership				Reports				Finance		LCIF
						Times in Status Quo in Past 2 Years	Current Member Count **	YTD Members Added	YTD Members Dropped	YTD Net Growth***	Member Count 1 Year Ago	Dropped Members Avg.Length of Service	Months Since Membership Update	Current Officers Reported ****	Current President Repeated Term	VP Reported *****	Last Date Reported Service (mm/yyyy)	Account Balance	YTD Donations	
Club Number	Club Name	Charter Date																		
11972	WEST SPRINGFIELD	10/31/1945	Active	66	1	4	-4.35%	69	18	0	Y		N	11/2024		\$650.00				
11974	WILBRAHAM	09/19/1946	Active	9	0	0	0.00%	9		0	Y	9		10/2025						
11970	WILLIAMSBURG	10/05/1971	Active	11	0	0	0.00%	11		0	N	None		11/2022						
Current Total Clubs Count	YTD New Clubs Count	YTD Cancelled Clubs Count	YTD Net Club Gain	Current Total Members Count	YTD Add	YTD Drop	YTD Net Growth	YTD Net Growth %	Member Count 12 Months Ago	Average Member Count Per Club	% of Clubs with less than 20 members	% No Officer Report in 12 Months	% of Clubs with balance 90+ days	Number of Clubs in Status Quo	% Status Quo Clubs in Financial Suspension	Number of Cancelled Clubs	Average Cancelled Club Age	Members Lost Due to Cancellation	% of Clubs Cancelled for Non-Financial Reasons	
29	0	0	0	721	12	27	-15	-2.04%	748	25	48%	21%	7%	1	100%	0	0	0	0%	

* - P - Priority Club. Cancellation Reasons: 1-Objectives/conduct, 2-Non-active club, 5-Non-existing club, 6-Disbanding, 7-Merger, 8-Financial Suspension, 9-District/Multiple District Dues.

** Red denotes below 15 active members.

*** Red denotes 20% + loss.

**** Y - all 3 (President, Secretary, Treasurer) club officers reported, N - not all 3 reported.

***** Abbreviation: N-New, IP-Immediate Past, R-Repeat.



Club Health Assessment for District 33 A through November 2025

			Status	Membership						Reports				Finance	LCIF	
Club Number	Club Name	Charter Date	Times in Status Quo in Past 2 Years	Current Member Count **	YTD Members Added	YTD Members Dropped	YTD Net Growth% ***	Member Count 1 Year Ago	Dropped Members Avg.Length of Service	Months Since Membership Update	Current Officers Reported ****	Current President Repeated Term	VP Reported *****	Last Date Reported Service (mm/yyyy)	Account Balance	YTD Donations
Clubs less than two years old																
157827	Worcester	04/11/2024	Active	18	0	0	0.00%	24		4	Y		N	05/2025		\$70.00
Clubs more than two years old																
11976	ASHBURNHAM	02/15/1965	Active	30	2	1	3.45%	29	0	1	Y		R	10/2025		\$25.00
11977	ATHOL	01/31/1950	Active	45	0	0	0.00%	47		5	Y		N	07/2025		
11978	AUBURN	05/22/1952	Active	5	0	0	0.00%	5		22	Y	4		03/2025		\$100.00
11979	BARRE	06/16/1964	Active	20	1	0	5.26%	19		1	Y	2	N	11/2025		\$220.00
Exc Award (06/30/2018, 06/30/2020)																
131951	Bay State VIP	06/28/2017	Active	2	0	0	0.00%	2		20	Y	9		08/2024		
11980	BERLIN	03/23/1965	Active(1)	11	2	2	0.00%	11	9	0	Y	2		03/2025		
11981	BOLTON	06/09/1964	Active(1)	5	2	0	66.67%	3		1	Y			05/2025		\$10.00
11983	BOYLSTON	03/10/1964	Active	47	0	0	0.00%	48		5	Y		R	10/2025		
11984	BROOKFIELDS	05/25/1943	Active	35	0	0	0.00%	33		6	Y	8	R	10/2025		
Exc Award (06/30/2020)																
31336	CHARLTON	11/10/1975	Active	24	2	0	9.09%	27		1	N		N	12/2024	90+ Days	\$10.00
11985	CLINTON	02/09/1942	Active	1	0	0	0.00%	1		20	Y	12		05/2025		
11987	FITCHBURG COMMUNITY	10/06/1949	Active	14	1	3	-12.50%	17	3	0	Y	6		09/2025		\$300.00
11988	GARDNER	08/25/1949	Active	41	1	5	-8.89%	48	12	0	Y		IP	09/2025		
11989	GRAFTON	01/01/1955	Active	32	4	3	3.23%	32	8	0	Y		N	11/2025		\$20.00
Exc Award (06/30/2021)																
11990	HARVARD	03/16/1957	Active	63	0	0	0.00%	69		1	Y			10/2025		\$200.00
Exc Award (06/30/2020)																
68651	HOPEDALE	04/18/2003	Active(1)	3	0	0	0.00%	3		17	Y	9		07/2025		\$100.00
31433	HUBBARDSTON	12/15/1975	Active	46	2	0	4.55%	45		5	Y		IP	10/2025		\$1,000.00
Exc Award (06/30/2018, 06/30/2020, 06/30/2023)																
11993	LEICESTER	11/28/1945	Active	9	0	3	-25.00%	12	20	3	Y	8		09/2025		
78715	LEOMINSTER	04/06/2004	Active	15	2	0	15.38%	14		3	Y	2		02/2025	90+ Days	\$330.00
98119	LUNENBURG TURKEY HILL FAMILY	01/01/2007	Active	67	3	8	-6.94%	72	9	0	Y	3		11/2024		



Club Health Assessment for District 33 A through November 2025

			Status	Membership						Reports				Finance	LCIF	
Club Number	Club Name	Charter Date	Times in Status Quo in Past 2 Years	Current Member Count **	YTD Members Added	YTD Members Dropped	YTD Net Growth% ***	Member Count 1 Year Ago	Dropped Members Avg.Length of Service	Months Since Membership Update	Current Officers Reported ****	Current President Repeated Term	VP Reported *****	Last Date Reported Service (mm/yyyy)	Account Balance	YTD Donations
28181	MENDON	03/22/1974	Active	41	3	0	7.89%	38		0	Y		N	11/2025		\$670.00
Exc Award (06/30/2018, 06/30/2022)																
11996	MILFORD	09/23/1952	Active	55	3	2	1.85%	57	19	0	Y			11/2025		\$1,070.00
30101	MILLBURY	01/06/1975	Active	53	1	0	1.92%	55		4	Y		N	10/2025		
11997	MONSON	06/06/1955	Active	19	2	0	11.76%	15		0	Y	2		11/2025		\$500.00
Exc Award (06/30/2021, 06/30/2025)																
11998	NORTHBORO	12/06/1950	Active(1)	13	0	5	-27.78%	19	20	1	Y	2		11/2024		
30580	ORANGE	04/24/1975	Active	6	0	0	0.00%	6		0	Y	2		11/2024		\$10.00
11999	OXFORD	09/28/1945	Active	18	0	0	0.00%	20		5	Y	5	N	10/2025		\$520.00
12000	PALMER	05/26/1949	Active	16	0	0	0.00%	16		3	Y		N	05/2025		\$215.00
42401	PAXTON	03/29/1983	Active	18	0	0	0.00%	19		0	Y	2	N	11/2025		
Exc Award (06/30/2021, 06/30/2023)																
31434	PETERSHAM	12/08/1975	Active	35	0	0	0.00%	30		3	Y		N	11/2025		
33021	PHILLIPSTON	11/29/1976	Active	4	0	0	0.00%	4		20	Y	3		10/2025		\$100.00
12001	RUTLAND	10/05/1971	Active	45	0	0	0.00%	50		3	Y		N	11/2025		\$5.00
12002	SHREWSBURY	06/01/1943	Active	21	0	2	-8.70%	24	9	0	Y	7	N	07/2025	90+ Days	
12004	SOUTHBRIDGE	04/30/1937	Active	64	0	0	0.00%	65		10	Y		N	03/2025		\$500.00
12007	STURBRIDGE	01/04/1966	Active	21	0	1	-4.55%	25	22	2	Y		N	11/2025		
44012	SUTTON	06/18/1984	Active	46	1	0	2.22%	44		3	Y	2	R	04/2025	90+ Days	
Exc Award (06/30/2024)																
31547	TEMPLETON	01/26/1976	Active	22	0	3	-12.00%	23	10	0	Y		R	11/2025	90+ Days	
125093	Uxbridge	06/10/2015	Active	14	0	0	0.00%	14		18	Y	3	R	11/2025		\$5.00
12010	WARE	09/18/1945	Active	12	1	4	-20.00%	16	39	1	Y	3	R	10/2025		\$5.00
12012	WEBSTER	09/26/1929	Active	17	0	0	0.00%	17		4	Y		IP	10/2025		\$10.00
103407	WEST BROOKFIELD	08/26/2008	Active	14	0	1	-6.67%	16	11	4	Y	9		05/2025		
55632	WESTBOROUGH	04/29/1994	Active	9	0	0	0.00%	9		1	Y	2	R	10/2025		\$20.00
12015	WESTMINSTER	06/22/1959	Active	29	0	0	0.00%	30		5	Y	2		05/2025		\$500.00
12016	WINCHENDON	09/18/1963	Active	19	0	0	0.00%	23		5	Y	3	N	11/2025		\$5.00



Club Health Assessment for District 33 A through November 2025

						Status		Membership					Reports				Finance		LCIF
						Times in Status Quo in Past 2 Years		Current Member Count **	YTD Members Added	YTD Members Dropped	YTD Net Growth***	Member Count 1 Year Ago	Dropped Members Avg.Length of Service	Months Since Membership Update	Current Officers Reported ****	Current President Repeated Term	VP Reported *****	Last Date Reported Service (mm/yyyy)	Account Balance
Club Number	Club Name		Charter Date																
Current Total Clubs Count	YTD New Clubs Count	YTD Cancelled Clubs Count	YTD Net Club Gain	Current Total Members Count	YTD Add	YTD Drop	YTD Net Growth	Member Count 12 Months Ago	Average Member Count Per Club	% of Clubs with less than 20 members	% No Officer Report in 12 Months	% of Clubs with balance 90+ days	Number of Clubs in Status Quo	% Status Quo Clubs in Financial Suspension	Number of Cancelled Clubs	Average Cancelled Club Age	Members Lost Due to Cancellation	% of Clubs Cancelled for Non-Financial Reasons	
45	0	0	0	1,144	33	43	-10	-0.87%	1,196	25	51%	0%	11%	0	0%	0	0	0	

* - P - Priority Club. Cancellation Reasons: 1-Objectives/conduct, 2-Non-active club, 5-Non-existing club, 6-Disbanding, 7-Merger, 8-Financial Suspension, 9-District/Multiple District Dues.

** Red denotes below 15 active members.

*** Red denotes 20% + loss.

**** Y - all 3 (President, Secretary, Treasurer) club officers reported, N - not all 3 reported.

***** Abbreviation: N-New, IP-Immediate Past, R-Repeat.




Club Health Assessment for District 33 N through November 2025

			Status	Membership						Reports				Finance	LCIF	
Club Number	Club Name	Charter Date	Times in Status Quo in Past 2 Years	Current Member Count **	YTD Members Added	YTD Members Dropped	YTD Net Growth% ***	Member Count 1 Year Ago	Dropped Members Avg.Length of Service	Months Since Membership Update	Current Officers Reported ****	Current President Repeated Term	VP Reported *****	Last Date Reported Service (mm/yyyy)	Account Balance	YTD Donations
Clubs more than two years old																
12020	ACTON	08/18/1955	Active	65	0	3	-4.41%	67	18	0	Y		N	10/2025		\$100.00
	Exc Award (06/30/2016)															
12021	AMESBURY	02/26/1950	Active	46	2	0	4.55%	47		0	Y	2		11/2025		\$125.00
	Exc Award (06/30/2017, 06/30/2022)															
12026	BILLERICA	03/19/1957	Active	37	9	9	0.00%	37	6	0	Y		N	02/2024		\$600.00
	Exc Award (06/30/2017)															
12028	CHELMSFORD	01/19/1948	Active	12	0	0	0.00%	13		5	Y			11/2025		
	Exc Award (06/30/2023)															
12029	CONCORD	10/08/1941	Active	26	0	0	0.00%	24		1	Y	3		09/2025		\$500.00
	Exc Award (06/30/2021)															
12030	DANVERS	10/31/1939	Active	14	0	0	0.00%	11		5	Y			11/2023		
12031	DRACUT	10/20/1972	Active	12	5	1	50.00%	8	50	1	Y	6	N	12/2019		\$200.00
34830	DUNSTABLE-TYNGSBORO L C	12/20/1977	Active	21	0	0	0.00%	24		3	Y		R	11/2025		\$145.00
	Exc Award (06/30/2021, 06/30/2022)															
12032	ESSEX	02/17/1955	Active	4	0	2	-33.33%	6	11	1	Y	10	IP	10/2025		
125191	Essex County Regional	06/18/2015	Active	4	2	0	100.00%	2		3	Y	3		05/2022		
	Exc Award (06/30/2017)															
12036	HAVERHILL	11/27/1944	Active	32	0	1	-3.03%	36	5	2	Y		N	11/2025		\$150.00
	Exc Award (06/30/2017, 06/30/2021, 06/30/2022, 06/30/2024)															
12037	IPSWICH	11/25/1958	Active	6	0	0	0.00%	13		11	Y	6		08/2025		
	Exc Award (06/30/2017)															
12038	LAWRENCE	12/18/1923	Active	2	0	0	0.00%	2		16	N	None		09/2024		
34753	LAWRENCE LATIN	12/08/1977	Active(1)	22	0	0	0.00%	22		16	Y		R	07/2022		
12039	LEXINGTON	10/03/1935	Active	35	1	0	2.94%	35		1	Y	2	R	11/2025		\$200.00
12041	LOWELL	08/08/1923	Active	17	0	0	0.00%	18		11	Y	2	N	09/2025		\$175.00
	Exc Award (06/30/2017, 06/30/2022)															
12042	LYNN	12/26/1922	Active	31	0	0	0.00%	37		7	N	None		01/2019		
53225	LYNN SHOE CITY	06/04/1992	Active	30	1	1	0.00%	34	18	1	Y	2	N	10/2025		\$100.00
	Exc Award (06/30/2016, 06/30/2017, 06/30/2019, 06/30/2023)															



Club Health Assessment for District 33 N through November 2025

			Status	Membership						Reports				Finance	LCIF	
Club Number	Club Name	Charter Date	Times in Status Quo in Past 2 Years	Current Member Count **	YTD Members Added	YTD Members Dropped	YTD Net Growth% ***	Member Count 1 Year Ago	Dropped Members Avg.Length of Service	Months Since Membership Update	Current Officers Reported ****	Current President Repeated Term	VP Reported *****	Last Date Reported Service (mm/yyyy)	Account Balance	YTD Donations
12043	LYNN WYOMA	11/20/1953	Active	43	0	1	-2.27%	44	44	1	Y		N	11/2025		\$1,775.00
Exc Award (06/30/2017, 06/30/2023, 06/30/2024)																
12045	MAGNOLIA	06/07/1946	Active	10	0	0	0.00%	10		23	N	None		06/2019		
12048	MELROSE	10/26/1925	Active	10	0	0	0.00%	10		15	N	19		10/2021		
12049	MERRIMAC	04/28/1948	Active	14	0	0	0.00%	14		17	N	None		08/2023		
12050	METHUEN	10/23/1953	Active	5	0	0	0.00%	2		5	Y	10		08/2025		\$420.00
12052	NAHANT	06/23/1954	Active	23	0	0	0.00%	23		0	Y	2		03/2023		
33668	NEWBURYPORT	04/19/1977	Active	31	3	0	10.71%	33		0	Y		N	11/2025		\$225.00
Exc Award (06/30/2023)																
12054	NORTH ANDOVER	03/19/1956	Active	18	0	2	-10.00%	17	27	3	Y	3	N	11/2025		\$40.00
12056	PEABODY	05/31/1945	Active(1)	36	0	0	0.00%	33		3	Y	7		05/2022		
12057	PEPPERELL	12/12/1947	Active	47	2	2	0.00%	50	37	0	N	None	N	11/2025		
Exc Award (06/30/2017)																
12058	READING	04/20/1938	Active	33	1	3	-5.71%	35	11	0	Y		N	09/2025	90+ Days	
12060	SALISBURY	02/27/1949	Active	40	4	0	11.11%	38		0	N	3		10/2024	90+ Days	
Exc Award (06/30/2021)																
12061	SAUGUS	11/30/1928	Active	46	2	4	-4.17%	47	9	0	Y		N	11/2025	\$50.00	
Exc Award (06/30/2023, 06/30/2024)																
12064	TEWKSBURY	11/13/1954	Active	27	2	1	3.85%	35	6	2	Y		N	10/2023	90+ Days	
Exc Award (06/30/2017)																
12066	TOWNSEND	04/05/1966	Active	39	4	2	5.41%	36	52	0	Y	4	R	11/2025	\$1,000.00	
Exc Award (06/30/2017, 06/30/2022)																
12067	WAKEFIELD	06/26/1930	Active(1)	9	0	0	0.00%	10		5	Y	7		07/2018		
46478	WOBURN BREAKFAST	07/24/1986	Active	26	0	0	0.00%	27		0	Y		N	11/2025		
Exc Award (06/30/2017)																
12071	WOBURN HOST	06/28/1950	Active	83	0	0	0.00%	84		3	Y			09/2025	\$1,250.00	
53501	WOBURN MIDDLESEX	07/01/1992	Active	68	4	4	0.00%	66	21	0	Y		N	11/2025	\$320.00	

Clubs Cancelled Previous Fiscal Year – Clubs Cancelled within last 12 months may be reinstated

Club Number	Club Name	Charter Date	Current Status*	Cancellation Date
-------------	-----------	--------------	-----------------	-------------------



Club Health Assessment for District 33 N through November 2025

INTERNATIONAL

			Status		Membership					Reports				Finance		LCIF			
Club Number	Club Name	Charter Date	Times in Status Quo in Past 2 Years	Current Member Count **	YTD Members Added	YTD Members Dropped	YTD Net Growth***	Member Count 1 Year Ago	Dropped Members Avg.Length of Service	Months Since Membership Update	Current Officers Reported ****	Current President Repeated Term	VP Reported *****	Last Date Reported Service (mm/yyyy)	Account Balance	YTD Donations			
12023	AYER	10/22/1930	Cancelled(8*)	06/29/2025															
152398	Peabody North Shore	08/24/2022	Cancelled(6*)	06/29/2025															
Current Total Clubs Count	YTD New Clubs Count	YTD Cancelled Clubs Count	YTD Net Club Gain	Current Total Members Count	YTD Add	YTD Drop	YTD Net Growth	Member Count 12 Months Ago	Average Member Count Per Club	% of Clubs with less than 20 members	% No Officer Report in 12 Months	% of Clubs with balance 90+ days	Number of Clubs in Status Quo	% Status Quo Clubs in Financial Suspension	Number of Cancelled Clubs	Average Cancelled Club Age	Members Lost Due to Cancellation	% of Clubs Cancelled for Non-Financial Reasons	
37	0	0	0	1,024	42	36	6	0.59%	1,050	28	38%	11%	8%	0	0%	0	0	0	0%

* - P - Priority Club. Cancellation Reasons: 1-Objectives/conduct, 2-Non-active club, 5-Non-existing club, 6-Disbanding, 7-Merger, 8-Financial Suspension, 9-District/Multiple District Dues.
** Red denotes below 15 active members.
*** Red denotes 20% + loss.
**** Y - all 3 (President, Secretary, Treasurer) club officers reported, N - not all 3 reported.
***** Abbreviation: N-New, IP-Immediate Past, R-Repeat.




Club Health Assessment for District 33 K through November 2025

			Status	Membership						Reports				Finance		LCIF
Club Number	Club Name	Charter Date	Times in Status Quo in Past 2 Years	Current Member Count **	YTD Members Added	YTD Members Dropped	YTD Net Growth% ***	Member Count 1 Year Ago	Dropped Members Avg.Length of Service	Months Since Membership Update	Current Officers Reported ****	Current President Repeated Term	VP Reported *****	Last Date Reported Service (mm/yyyy)	Account Balance	YTD Donations
Clubs more than two years old																
12072	ARLINGTON	01/31/1938	Active	7	0	0	0.00%	8		3	N	None		11/2022		
12073	ASHLAND	04/25/1967	Active	75	3	5	-2.60%	82	31	0	Y			11/2025		\$2,200.00
Exc Award (06/30/2016, 06/30/2018)																
54623	ASHLAND GREATER ASHLAND	06/21/1993	Active	30	0	1	-3.23%	33	7	0	Y	4	R	10/2025		\$100.00
Exc Award (06/30/2017, 06/30/2018, 06/30/2020)																
12075	BELLINGHAM	11/08/1950	Active	40	0	0	0.00%	38		3	Y			11/2025		\$2,000.00
12076	BELMONT	05/29/1948	Active	64	1	3	-3.03%	65	23	0	Y		N	11/2025		\$500.00
12077	BLACKSTONE	03/21/1959	Active	12	0	1	-7.69%	14	1	3	Y	2	R	10/2025		
Exc Award (06/30/2017)																
46824	BOSTON CHINATOWN	01/27/1987	Active	28	0	0	0.00%	26		1	Y		N	10/2025		\$5,100.00
Exc Award (06/30/2016, 06/30/2018)																
40113	BOSTON HOST	06/24/1981	Active	28	0	0	0.00%	27		5	Y		R	11/2025		\$533.00
110708	BOSTON UNIVERSITY EYE ASSOCIATES	04/04/2011	Active	33	4	1	10.00%	28	2	0	Y	7	R	10/2023		
108560	CAMBRIDGE	06/04/2010	Active	3	0	0	0.00%	3		2	N	5		10/2023		\$25.00
12086	CANTON	12/04/1957	Active	28	0	2	-6.67%	26	6	4	Y	2	N	10/2023		
45093	CHARLESTOWN	06/18/1985	Active	9	0	0	0.00%	15		5	N	2	N	10/2022		
12091	FOXBORO	09/09/1931	Active	57	9	2	14.00%	51	9	1	Y		N	10/2023		
12092	FRAMINGHAM	05/19/1949	Active	19	0	0	0.00%	20		2	Y	8	N	11/2025		\$200.00
Exc Award (06/30/2017)																
12093	FRANKLIN	02/27/1945	Active	13	0	0	0.00%	15		5	Y			11/2025		\$100.00
Exc Award (06/30/2017, 06/30/2019)																
107695	FRANKLIN HIMALAYAN NEW ENGLAND	03/10/2010	Active	33	5	1	13.79%	27	1	4	Y	2	R	11/2023		
12094	HINGHAM	03/21/1955	Status Quo(1)	6	0	0	0.00%	6		16	N	8		10/2019	90+ Days	
12095	HOLLISTON	01/23/1941	Active	74	0	1	-1.33%	71	18	1	Y		N	11/2025		\$1,500.00
Exc Award (06/30/2017, 06/30/2018, 06/30/2022)																
30579	HOPKINTON	04/24/1975	Active	12	0	0	0.00%	14		6	Y	6		11/2025		\$1,000.00
Exc Award (06/30/2024)																



Club Health Assessment for District 33 K through November 2025

			Status	Membership						Reports				Finance	LCIF	
Club Number	Club Name	Charter Date	Times in Status Quo in Past 2 Years	Current Member Count **	YTD Members Added	YTD Members Dropped	YTD Net Growth% ***	Member Count 1 Year Ago	Dropped Members Avg.Length of Service	Months Since Membership Update	Current Officers Reported ****	Current President Repeated Term	VP Reported *****	Last Date Reported Service (mm/yyyy)	Account Balance	YTD Donations
12096	HULL	03/20/1961	Active	32	0	9	-21.95%	41	5	1	Y	6		10/2025	90+ Days	
Exc Award (06/30/2017)																
12097	HYDE PARK	12/17/1968	Active(1)	19	0	0	0.00%	24		7	N	None		07/2023		
Exc Award (06/30/2017)																
12098	MALDEN	06/23/1937	Active	31	0	0	0.00%	36		5	N	3		10/2024		\$150.00
12099	MARLBOROUGH	01/28/1951	Active	35	1	0	2.94%	30		4	Y	2	N	11/2025		\$3,350.00
Exc Award (06/30/2017, 06/30/2018, 06/30/2025)																
12101	MEDFIELD	11/24/1944	Active	65	0	0	0.00%	69		4	Y		N	10/2025		\$500.00
12102	MEDFORD	03/16/1937	Active	11	1	0	10.00%	10		6	Y	4	R	07/2025		
42061 MEDWAY 12/09/1982 Active 46 7 0 17.95% 43 2 Y 11/2025 \$8,225.00																
Exc Award (06/30/2020)																
12104	MILLIS	02/28/1945	Active	44	1	0	2.33%	43		0	Y		N	11/2025	\$100.00	
Exc Award (06/30/2017, 06/30/2019)																
12106	NATICK	06/15/1955	Active	2	0	0	0.00%	3		11	N	4		12/2024		
88541	NEW ENGLAND COLLEGE OF OPTOMETRY	06/06/2005	Active(1)	14	5	0	55.56%	14		0	Y		N	11/2023		
12108	NEWTON	03/19/1942	Active	1	0	0	0.00%	1		13	N	12		11/2024		
12109	NORFOLK	10/16/1958	Active	103	4	8	-3.74%	105	9	0	Y		N	10/2025	\$2,230.00	
Exc Award (06/30/2018)																
12110	NORWOOD	03/04/1941	Active	1	0	0	0.00%	10		10	N			05/2023		
12111	PLAINVILLE	01/28/1946	Active	18	0	0	0.00%	21		5	Y	2		11/2025		
12112	QUINCY	01/20/1941	Active	72	1	1	0.00%	69	10	0	Y		N	10/2025	\$270.00	
Exc Award (06/30/2016, 06/30/2020, 06/30/2022, 06/30/2025)																
12113	RANDOLPH	04/12/1950	Active	32	1	0	3.23%	33		1	Y		N	11/2025	\$500.00	
Exc Award (06/30/2016, 06/30/2022)																
59547	SHARON	05/14/1997	Active	28	2	0	7.69%	29		4	Y			11/2025	90+ Days	\$250.00
Exc Award (06/30/2016, 06/30/2017, 06/30/2022, 06/30/2023)																
12115	SHERBORN	12/03/1963	Active	25	0	2	-7.41%	24	4	1	Y		R	07/2024	\$100.00	
Exc Award (06/30/2017)																
12116	SOMERVILLE	10/10/1933	Active	24	0	0	0.00%	24		6	Y		N	10/2023		
Exc Award (06/30/2018)																



Club Health Assessment for District 33 K through November 2025

			Status		Membership					Reports				Finance		LCIF			
Club Number	Club Name	Charter Date	Times in Status Quo in Past 2 Years	Current Member Count **	YTD Members Added	YTD Members Dropped	YTD Net Growth% ***	Member Count 1 Year Ago	Dropped Members Avg.Length of Service	Months Since Membership Update	Current Officers Reported ****	Current President Repeated Term	VP Reported *****	Last Date Reported Service (mm/yyyy)	Account Balance	YTD Donations			
12117	STOUGHTON	05/24/1950	Active	36	4	1	9.09%	31	0	1	Y		N	10/2025					
12118	STOW	04/07/1965	Active	24	2	0	9.09%	18		1	Y	2	R	11/2025		\$450.00			
Exc Award (06/30/2016, 06/30/2017, 06/30/2018)																			
138695	Sudbury	06/21/2019	Cancelled(6*)	0	0	0	0.00%	1		5	N	None		02/2022					
12119	WALPOLE	03/31/1956	Active	20	0	2	-9.09%	22	21	4	Y	4		11/2023	90+ Days				
12120	WALTHAM	08/28/1939	Active	71	1	0	1.43%	69		1	Y		N	11/2025		\$2,000.00			
130845	Wellesley Centennial	05/04/2017	Active	12	0	0	0.00%	11		2	Y	2	N	05/2025		\$50.00			
Exc Award (06/30/2023, 06/30/2024)																			
12125	WESTWOOD	05/17/1940	Active	17	0	0	0.00%	26		6	Y	3		11/2024					
Exc Award (06/30/2018)																			
60391	WEYMOUTH	02/20/1998	Active	16	0	0	0.00%	21		5	Y	10	N	08/2023					
12127	WRENTHAM	04/22/1941	Active	60	0	4	-6.25%	66	13	0	Y		N	10/2025	90+ Days	\$1,100.00			
Current Total Clubs Count	YTD New Clubs Count	YTD Cancelled Clubs Count	YTD Net Club Gain	Current Total Members Count	YTD Add	YTD Drop	YTD Net Growth %	Member Count 12 Months Ago	Average Member Count Per Club	% of Clubs with less than 20 members	% No Officer Report in 12 Months	% of Clubs with balance 90+ days	Number of Clubs in Status Quo	% Status Quo Clubs in Financial Suspension	Number of Cancelled Clubs	Average Cancelled Club Age	Members Lost Due to Cancellation	% of Clubs Cancelled for Non-Financial Reasons	
46	0	1	-1	1,430	52	44	8	0.56%	1,463	31	39%	0%	11%	1	100%	1	6	0	100%

* - P - Priority Club. Cancellation Reasons: 1-Objectives/conduct, 2-Non-active club, 5-Non-existing club, 6-Disbanding, 7-Merger, 8-Financial Suspension, 9-District/Multiple District Dues.

** Red denotes below 15 active members.

*** Red denotes 20% + loss.

**** Y - all 3 (President, Secretary, Treasurer) club officers reported, N - not all 3 reported.

***** Abbreviation: N-New, IP-Immediate Past, R-Repeat.



Club Health Assessment for District 33 S through November 2025

			Status	Membership						Reports				Finance	LCIF	
Club Number	Club Name	Charter Date	Times in Status Quo in Past 2 Years	Current Member Count **	YTD Members Added	YTD Members Dropped	YTD Net Growth% ***	Member Count 1 Year Ago	Dropped Members Avg.Length of Service	Months Since Membership Update	Current Officers Reported ****	Current President Repeated Term	VP Reported *****	Last Date Reported Service (mm/yyyy)	Account Balance	YTD Donations
Clubs less than two years old																
190335	Swansea	09/22/2025	Newly Chartered	23	26	3	100.00%	0	0	0	Y			11/2025		
Clubs more than two years old																
12128	ABINGTON	04/20/1955	Active	20	0	0	0.00%	22		2	Y	3	R	05/2025		\$60.00
Exc Award (06/30/2018, 06/30/2019, 06/30/2021, 06/30/2023, 06/30/2024)																
12129	ACUSHNET	02/12/1957	Active	45	1	0	2.27%	48		1	Y		N	09/2024		
12131	ATTLEBORO SOUTH ATTLEBORO	11/17/1965	Active	58	1	2	-1.69%	52	5	1	Y		N	10/2025		\$133.00
Exc Award (06/30/2021, 06/30/2023, 06/30/2025)																
59896	BARNSTABLE-YARMOUTH L C	08/01/1997	Active	14	2	1	7.69%	11	0	2	Y	3	R	10/2025		
Exc Award (06/30/2018, 06/30/2020)																
12133	BRIDGEWATER	12/14/1926	Active	53	1	1	0.00%	63	4	0	Y		R	10/2025		\$1,636.00
Exc Award (06/30/2018, 06/30/2023)																
52284	BRIDGEWATER ACADEMY	12/17/1991	Active	21	0	0	0.00%	21		3	Y		R	07/2025		\$9,045.00
Exc Award (06/30/2019, 06/30/2020, 06/30/2022, 06/30/2023)																
102064	BRIDGEWATER COMMUNITY	05/08/2008	Active	14	0	2	-12.50%	15	17	3	Y			01/2025		\$4,050.00
Exc Award (06/30/2021)																
102142	BROCKTON	06/18/2008	Active	12	0	0	0.00%	11		3	Y	4		05/2024		
Exc Award (06/30/2018, 06/30/2021)																
145692	Cape Cod Paws of Comfort	03/17/2021	Active	11	4	0	57.14%	8		1	Y	2	R	11/2025		
12159	CHATHAM-NAUSET L C	01/07/1970	Active	21	11	0	110.00%	2		0	Y	3		06/2025		\$25.00
Exc Award (06/30/2021)																
102156	DARTMOUTH	06/03/2008	Active(1)	1	0	0	0.00%	1		42	N	None		10/2017		
12137	DENNIS HARWICH L C	12/13/1967	Active	14	0	0	0.00%	16		5	Y		N	07/2025		\$200.00
Exc Award (06/30/2017, 06/30/2019)																
12138	DIGHTON	10/25/1955	Active	49	1	0	2.08%	51		3	Y			10/2025		\$200.00
Exc Award (06/30/2018, 06/30/2021, 06/30/2023)																
111506	DUXBURY	06/24/2011	Active	11	0	0	0.00%	13		6	Y	2	N	11/2025		



Club Health Assessment for District 33 S through November 2025

			Status	Membership						Reports				Finance	LCIF	
Club Number	Club Name	Charter Date	Times in Status Quo in Past 2 Years	Current Member Count **	YTD Members Added	YTD Members Dropped	YTD Net Growth% ***	Member Count 1 Year Ago	Dropped Members Avg.Length of Service	Months Since Membership Update	Current Officers Reported ****	Current President Repeated Term	VP Reported *****	Last Date Reported Service (mm/yyyy)	Account Balance	YTD Donations
Exc Award (06/30/2019, 06/30/2024)			Active(1)	35	0	0	0.00%	33		7	Y	3		10/2021		\$20.00
12141	EAST BRIDGEWATER	02/27/1968														
Exc Award (06/30/2018, 06/30/2019)			Active	143	5	6	-0.69%	155	7	1	Y		N	11/2025	90+ Days	
12142	EASTON	09/16/1931														
Exc Award (06/30/2017, 06/30/2021, 06/30/2024)			Active	27	1	0	3.85%	32		3	Y	3	R	11/2025		
12143	FAIRHAVEN	10/24/1944														
Exc Award (06/30/2018, 06/30/2019, 06/30/2020)			Active	31	4	0	14.81%	27		1	Y	2	N	12/2024		
12144	FALL RIVER	03/07/1923														
Exc Award (06/30/2017, 06/30/2018)			Active	25	1	2	-3.85%	26	21	0	Y	7	R	11/2025		\$100.00
53358	FALL RIVER CAROUSEL	06/16/1992														
105371	FALMOUTH	05/04/2009	Active	2	0	0	0.00%	12		6	N	None		03/2024		
12146	FREETOWN	03/21/1946	Active	17	0	1	-5.56%	18	8	1	Y	2	N	07/2025		
12148	HANOVER	04/18/1961	Active	14	0	0	0.00%	16		5	Y	2		10/2025		
12150	KINGSTON	09/10/1947	Active	11	0	0	0.00%	11		5	Y	6	R	09/2025		
Exc Award (06/30/2018, 06/30/2021)			Active	41	2	0	5.13%	43		4	Y		N	02/2024	90+ Days	
12151	LAKEVILLE	03/26/1959														
Exc Award (06/30/2018, 06/30/2022, 06/30/2023)			Active	70	4	1	4.48%	66	4	1	Y		N	10/2025		
12156	MATTAPOISETT	06/26/1953														
Exc Award (06/30/2017, 06/30/2018, 06/30/2019, 06/30/2020, 06/30/2024)			Active	8	0	0	0.00%	9		10	Y	6	R	04/2024		
12157	MIDDLEBORO	12/12/1930														
12160	NEW BEDFORD	12/18/1934	Active	11	0	0	0.00%	13		5	Y	4	R	05/2024		\$50.00
12162	NORTON	09/12/1945	Active	51	5	4	2.00%	19	7	0	Y		R	11/2025		\$1,250.00
Exc Award (06/30/2018, 06/30/2020, 06/30/2021)			Active	0	0	0	0.00%	30		6	N	None		05/2025		
52748	NORTON COMMUNITY	03/25/1992														
Exc Award (06/30/2020, 06/30/2021, 06/30/2023)			Active	63	3	1	3.28%	61	10	0	Y		N	11/2025	90+ Days	
12165	PLYMOUTH	06/26/1947														
Exc Award (06/30/2018, 06/30/2024)			Active	46	0	0	0.00%	60		0	Y	12	R	01/2025		\$5,000.00
12166	PROVINCETOWN	02/22/1932														
Exc Award (06/30/2021, 06/30/2024)																




Club Health Assessment for District 33 S through November 2025

			Status	Membership						Reports				Finance		LCIF
Club Number	Club Name	Charter Date	Times in Status Quo in Past 2 Years	Current Member Count **	YTD Members Added	YTD Members Dropped	YTD Net Growth% ***	Member Count 1 Year Ago	Dropped Members Avg.Length of Service	Months Since Membership Update	Current Officers Reported ****	Current President Repeated Term	VP Reported *****	Last Date Reported Service (mm/yyyy)	Account Balance	YTD Donations
12167	RAYNHAM	02/13/1946	Active	61	14	2	24.49%	38	28	0	Y		N	11/2025		\$500.00
	Exc Award (06/30/2025)															
12168	REHOBOTH	01/29/1957	Active	55	0	4	-6.78%	55	10	2	Y		N	11/2025		
	Exc Award (06/30/2020)															
52247	REHOBOTH ANAWAN	12/11/1991	Active	21	0	1	-4.55%	27	7	2	Y		R	06/2025		\$600.00
	Exc Award (06/30/2016, 06/30/2018)															
12169	ROCHESTER	04/14/1966	Active	16	0	0	0.00%	16		3	Y	4		10/2023		\$1,010.00
	Exc Award (06/30/2018, 06/30/2019)															
12170	ROCKLAND	03/20/1957	Active	13	0	0	0.00%	16		1	Y	6		08/2025		
	Exc Award (06/30/2016, 06/30/2018)															
12171	SANDWICH-BOURNE	04/12/1971	Active	20	0	0	0.00%	21		11	Y	2	N	09/2025		\$300.00
	Exc Award (06/30/2018)															
12173	SEEKONK	06/26/1958	Active	28	0	2	-6.67%	31	2	0	Y	2	N	01/2024		
12174	SOMERSET	06/23/1944	Active	76	0	2	-2.56%	79	5	2	Y		N	10/2025		\$270.00
	Exc Award (06/30/2016, 06/30/2017, 06/30/2018, 06/30/2020, 06/30/2022, 06/30/2023, 06/30/2024)															
52815	SOUTH ATTLEBORO VILLAGE	04/08/1992	Active	56	5	1	7.69%	48	47	1	Y	2	R	11/2025		\$375.00
	Exc Award (06/30/2019, 06/30/2020)															
46289	SOUTH CARVER	06/24/1986	Active	11	0	0	0.00%	12		3	Y	5	R	11/2025		
142484	Southeastern MA Paws of Comfort	08/12/2020	Active	26	2	0	8.33%	26		2	Y		R	04/2024		
	Exc Award (06/30/2021)															
140150	Wareham	10/23/2019	Active	19	0	0	0.00%	21		5	Y			10/2023		\$20.00
	Exc Award (06/30/2024)															
12177	WEST BRIDGEWATER	03/25/1947	Active	60	8	6	3.45%	58	11	2	Y		N	11/2025		
	Exc Award (06/30/2024)															
12178	WESTPORT	11/16/1961	Active	8	0	0	0.00%	14		5	Y			10/2025		
135313	Whitman Hanson Centennial	06/23/2018	Active(1)	1	0	0	0.00%	1		22	N	None		01/2024		



Club Health Assessment for District 33 S through November 2025

<div>StatusMembershipReportsFinanceLCIF</div>						Status		Membership				Reports				Finance	LCIF	
						Times in Status Quo in Past 2 Years	Current Member Count **	YTD Members Added	YTD Members Dropped	YTD Net Growth***	Member Count 1 Year Ago	Dropped Members Avg.Length of Service	Months Since Membership Update	Current Officers Reported ****	Current President Repeated Term	VP Reported *****	Last Date Reported Service (mm/yyyy)	Account Balance
Club Number	Club Name	Charter Date																
Current Total Clubs Count	YTD New Clubs Count	YTD Cancelled Clubs Count	YTD Net Club Gain	Current Total Members Count	YTD Add	YTD Drop	YTD Net Growth %	Member Count 12 Months Ago	Average Member Count Per Club	% of Clubs with less than 20 members	% No Officer Report in 12 Months	% of Clubs with balance 90+ days	Number of Clubs in Status Quo	% Status Quo Clubs in Financial Suspension	Number of Cancelled Clubs	Average Cancelled Club Age	Members Lost Due to Cancellation	% of Clubs Cancelled for Non-Financial Reasons
47	1	0	1	1,433	101	42	59	4.29%	1,428	30	43%	6%	6%	0	0%	0	0	0%

* - P - Priority Club. Cancellation Reasons: 1-Objectives/conduct, 2-Non-active club, 5-Non-existing club, 6-Disbanding, 7-Merger, 8-Financial Suspension, 9-District/Multiple District Dues.

** Red denotes below 15 active members.

*** Red denotes 20% + loss.

**** Y - all 3 (President, Secretary, Treasurer) club officers reported, N - not all 3 reported.

***** Abbreviation: N-New, IP-Immediate Past, R-Repeat.




Club Health Assessment for District 34 A through November 2025

			Status	Membership						Reports				Finance		LCIF
Club Number	Club Name	Charter Date	Times in Status Quo in Past 2 Years	Current Member Count **	YTD Members Added	YTD Members Dropped	YTD Net Growth% ***	Member Count 1 Year Ago	Dropped Members Avg.Length of Service	Months Since Membership Update	Current Officers Reported ****	Current President Repeated Term	VP Reported *****	Last Date Reported Service (mm/yyyy)	Account Balance	YTD Donations
Clubs less than two years old																
183225	Etowah County	07/15/2025	Active	22	24	2	100.00%	0	0	4	Y		N			
188269	Lexington AL	08/01/2025	Active	45	47	2	100.00%	0	0	0	Y		N	11/2025		
180918	Owens Cross Roads	05/21/2025	Active	26	6	0	30.00%	0		4	Y	2	N	06/2025		
Clubs more than two years old																
12182	ATHENS	11/10/1943	Active	85	8	3	6.25%	78	11	0	Y		R	11/2025	90+ Days	\$5,746.00
12222	BLOUNTSVILLE	10/30/1951	Active	18	1	0	5.88%	18		1	Y		N	07/2024		
12224	BRIDGEPORT	02/02/1955	Active	17	0	0	0.00%	17		5	Y	12		07/2024		
12184	BRILLIANT	02/19/1946	Active	17	0	0	0.00%	17		21	Y	8		09/2024	90+ Days	\$200.00
12225	CENTRE	02/25/1938	Active	38	0	0	0.00%	38		1	Y	2	R	06/2025		
Exc Award (06/30/2023)																
12185	CHEROKEE	09/01/1948	Active	28	2	0	7.69%	25		2	Y	4	R	09/2025		
Exc Award (06/30/2023)																
12187	CULLMAN	09/28/1954	Active	134	8	2	4.69%	132	42	2	Y		N	11/2025		\$565.00
12188	DECATUR	08/10/1938	Active	23	0	1	-4.17%	25	37	0	Y		N	08/2024		\$1,000.00
12190	DOUBLE SPRINGS	10/28/1947	Active	9	0	1	-10.00%	9	38	1	N	7		08/2024		
30506	ELKMONT	04/08/1975	Active	25	1	1	0.00%	26	6	2	Y		N	08/2024		
53776	EVA	11/02/1992	Active	17	0	0	0.00%	17		5	N		N	10/2024		
45880	FAIRVIEW	03/03/1986	Active	10	0	0	0.00%	10		15	Y	11	R	10/2024		
12191	FALKVILLE	10/20/1949	Active	16	0	0	0.00%	14		10	Y	16	N	07/2025		
Exc Award (06/30/2023)																
12192	FLORENCE DOWNTOWN	06/10/1938	P- Status Quo(2)	2	0	0	0.00%	0		6	Y	2		10/2025	90+ Days	
12226	FORT PAYNE	01/06/1948	Active	49	6	2	8.89%	49	5	0	Y		N	10/2025	90+ Days	\$1,346.50
Exc Award (06/30/2018, 06/30/2022, 06/30/2023)																
12227	GADSDEN	07/31/1930	Active	8	0	0	0.00%	10		4	Y		N	06/2025		\$450.00
Exc Award (06/30/2024)																
12232	GUNTERSVILLE	08/26/1930	Active	26	2	5	-10.34%	32	2	1	Y	2	R	08/2024		\$184.00
12233	GURLEY	09/23/1948	Active	11	0	2	-15.38%	13	38	2	Y	11	R	03/2025		



Club Health Assessment for District 34 A through November 2025

			Status	Membership					Reports					Finance	LCIF	
Club Number	Club Name	Charter Date	Times in Status Quo in Past 2 Years	Current Member Count **	YTD Members Added	YTD Members Dropped	YTD Net Growth% ***	Member Count 1 Year Ago	Dropped Members Avg.Length of Service	Months Since Membership Update	Current Officers Reported ****	Current President Repeated Term	VP Reported *****	Last Date Reported Service (mm/yyyy)	Account Balance	YTD Donations
12197	HALEYVILLE	10/29/1929	Status Quo(1)	17	0	0	0.00%	17		28	N		N	02/2025	90+ Days	
12199	HANCEVILLE	03/04/1955		Active	12	0	0	0.00%	15		5	Y	2	N		11/2025
12235	HOKES BLUFF	02/09/1965	Active	21	0	0	0.00%	22		8	Y		R	07/2024	90+ Days	
59212	HOKES BLUFF TAWANNAH	03/21/1997	Active	39	0	0	0.00%	45		3	Y		N	07/2024		\$750.00
12201	HOLLY POND	03/08/1965	Active	15	0	0	0.00%	19		8	Y	2		02/2025		
12237	HUNTSVILLE PACESETTERS	12/10/1969	Active	17	0	0	0.00%	15		8	Y	2	R	12/2024		
Exc Award (06/30/2023)																
35546	HUNTSVILLE VON BRAUN	05/22/1978	Active	89	5	5	0.00%	69	11	1	Y		N	11/2025		\$1,000.00
Exc Award (06/30/2023)																
12202	KILLEN	11/23/1957	Active	20	1	0	5.26%	19		1	Y	3		09/2024		\$2,000.00
143690	Madison Area Family	12/16/2020	Active	33	5	0	17.86%	27		0	Y		N	11/2025		\$150.00
150436	Marshall County Area	04/05/2022	Active	45	1	0	2.27%	49		4	N	3		07/2025	90+ Days	
12206	MOULTON	11/19/1943	Active	38	3	1	5.56%	35	2	2	N		N	05/2025		\$6,000.00
Exc Award (06/30/2019, 06/30/2021, 06/30/2023, 06/30/2024)																
12239	NEW HOPE	09/28/1948	Active	20	0	0	0.00%	29		6	N	None		10/2024		
12246	RAINBOW CITY	05/10/1954	Active	11	0	1	-8.33%	12	6	1	Y	11	R	08/2024	90+ Days	
12247	RAINSVILLE	02/16/1971	Active	13	1	0	8.33%	15		3	Y	4	N	08/2024	90+ Days	
43347	RED BAY	01/13/1984	Active	12	0	0	0.00%	12		13	Y	12	N	04/2025		
84943	RUSSELLVILLE	03/02/2005	Active	8	0	0	0.00%	8		61	N	None		10/2024		
12248	SCOTTSBORO	07/20/1938	Active	47	6	6	0.00%	49	6	0	Y		N	11/2025		\$1,116.65
Exc Award (06/30/2024)																
151280	Shoals Area	06/20/2022	Active	12	1	2	-7.69%	12	1	3	Y			11/2025		
12214	TUSCUMBIA	08/27/1954	Active	7	0	0	0.00%	7		17	Y	4		08/2024		
12216	WINFIELD	06/26/1939	Active	14	2	0	16.67%	16		3	Y			12/2024		

Clubs Cancelled Previous Fiscal Year – Clubs Cancelled within last 12 months may be reinstated

Club Number	Club Name	Charter Date	Current Status*	Cancellation Date
110046	HAMILTON	01/10/2011	Cancelled(6*)	03/29/2025



Club Health Assessment for District 34 A through November 2025

						Status		Membership					Reports				Finance		LCIF	
						Times in Status Quo in Past 2 Years		Current Member Count **	YTD Members Added	YTD Members Dropped	YTD Net Growth***	Member Count 1 Year Ago	Dropped Members Avg.Length of Service	Months Since Membership Update	Current Officers Reported ****	Current President Repeated Term	VP Reported *****	Last Date Reported Service (mm/yyyy)	Account Balance	YTD Donations
Club Number	Club Name		Charter Date																	
Current Total Clubs Count	YTD New Clubs Count	YTD Cancelled Clubs Count	YTD Net Club Gain	Current Total Members Count	YTD Add	YTD Drop	YTD Net Growth	Member Count 12 Months Ago	Average Member Count Per Club	% of Clubs with less than 20 members	% No Officer Report in 12 Months	% of Clubs with balance 90+ days	Number of Clubs in Status Quo	% Status Quo Clubs in Financial Suspension	Number of Cancelled Clubs	Average Cancelled Club Age	Members Lost Due to Cancellation	% of Clubs Cancelled for Non-Financial Reasons		
41	2	0	2	1,116	130	36	94	9.20%	1,022	27	51%	0%	22%	2	100%	0	0	0	0%	

* - P - Priority Club. Cancellation Reasons: 1-Objectives/conduct, 2-Non-active club, 5-Non-existing club, 6-Disbanding, 7-Merger, 8-Financial Suspension, 9-District/Multiple District Dues.

** Red denotes below 15 active members.

*** Red denotes 20% + loss.

**** Y - all 3 (President, Secretary, Treasurer) club officers reported, N - not all 3 reported.

***** Abbreviation: N-New, IP-Immediate Past, R-Repeat.



Club Health Assessment for District 34 B through November 2025

			Status	Membership					Reports					Finance	LCIF	
Club Number	Club Name	Charter Date	Times in Status Quo in Past 2 Years	Current Member Count **	YTD Members Added	YTD Members Dropped	YTD Net Growth***	Member Count 1 Year Ago	Dropped Members Avg.Length of Service	Months Since Membership Update	Current Officers Reported ****	Current President Repeated Term	VP Reported *****	Last Date Reported Service (mm/yyyy)	Account Balance	YTD Donations
Clubs less than two years old																
182666	Jasper	06/19/2025	Active	21	0	0	0.00%	0		4	Y	2				
189995	Oxford Alabama	09/11/2025	Newly Chartered	33	33	0	100.00%	0		0	Y		N	11/2025		\$200.00
Clubs more than two years old																
12252	ADAMSVILLE-FORESTDALE	10/17/1947	Active	26	4	0	18.18%	28		3	Y	2	N	05/2025	90+ Days	
59933	ALABASTER	09/08/1997	Active(1)	16	0	0	0.00%	18		1	Y	2		09/2024		\$100.00
12329	ALEXANDER CITY	01/05/1938	Active	26	0	0	0.00%	26		16	N	2		09/2024	90+ Days	
12219	ANNISTON	04/03/1947	Active	61	4	2	3.39%	49	3	1	Y		N	11/2025		\$600.00
Exc Award (06/30/2025)																
12331	AUBURN	01/24/1928	Active	28	0	0	0.00%	28		7	Y	2		08/2025		
12333	AUTAUGAVILLE	08/13/1951	Active	26	2	0	8.33%	26		2	Y		N	09/2024	90+ Days	
12335	CLANTON	02/27/1947	Active	56	4	0	7.69%	52		4	Y		N	09/2024		
42535	CLANTON EVENING	04/04/1983	Active	15	0	0	0.00%	15		6	Y		N	09/2024		
12305	FAYETTE	03/25/1938	Active	10	0	0	0.00%	10		16	Y	15		08/2025		
12307	GREENSBORO	08/05/1955	Active	16	0	0	0.00%	16		11	N	9		09/2024		
122984	Helena	08/21/2014	Active	7	1	0	16.67%	5		2	Y	2		07/2025		
Exc Award (06/30/2016)																
12278	HOOVER	09/19/1966	Active	12	0	0	0.00%	12		5	Y	3		03/2025		\$200.00
Exc Award (06/30/2023)																
12340	HUGULEY	05/16/1957	Active	8	0	0	0.00%	8		41	N	16		09/2024		
126940	Jemison	03/02/2016	Active(1)	11	0	2	-15.38%	14	1	3	Y	7		08/2025		
12281	LEEDS	10/16/1947	Active	17	0	1	-5.56%	19	16	0	Y	6	R	09/2024		
61563	MOODY	03/01/1999	Active	20	0	0	0.00%	20		4	N	2		09/2024		
12316	NORTHPORT	01/13/1955	Active	48	6	1	11.63%	41	59	0	Y		N	11/2025	90+ Days	
Exc Award (06/30/2023, 06/30/2024)																
12317	NORTHSIDE L C	04/30/1973	Active	22	0	2	-8.33%	26	25	1	Y	4	N	09/2024		
12318	OAKMAN	11/06/1961	Active	28	0	0	0.00%	26		7	Y	3		09/2024		
12345	OPELIKA	09/16/1947	Active	12	1	0	9.09%	14		3	Y	2	N	09/2024	90+ Days	\$1,000.00



Club Health Assessment for District 34 B through November 2025

* - P - Priority Club. Cancellation Reasons: 1-Objectives/conduct, 2-Non-active club, 5-Non-existing club, 6-Disbanding, 7-Merger, 8-Financial Suspension, 9-District/Multiple District Dues.

** Red denotes below 15 active members.

*** Red denotes 20% + loss.

**** Y - all 3 (President, Secretary, Treasurer) club officers reported, N - not all 3 reported.

***** Abbreviation: N-New, IP-Immediate Past, R-Repeat.



Club Health Assessment for District 34 C through November 2025

			Status	Membership					Reports				Finance	LCIF		
Club Number	Club Name	Charter Date	Times in Status Quo in Past 2 Years	Current Member Count **	YTD Members Added	YTD Members Dropped	YTD Net Growth% ***	Member Count 1 Year Ago	Dropped Members Avg.Length of Service	Months Since Membership Update	Current Officers Reported ****	Current President Repeated Term	VP Reported *****	Last Date Reported Service (mm/yyyy)	Account Balance	YTD Donations
Clubs more than two years old																
12360	ANDALUSIA	05/07/1937	Active	24	0	0	0.00%	23		2	Y		N	02/2025		
Exc Award (06/30/2019)																
12393	ASHFORD	07/28/1937	Active	30	0	0	0.00%	31		0	Y	5	N	08/2025		\$50.00
Exc Award (06/30/2018, 06/30/2019, 06/30/2021, 06/30/2023)																
12361	ATMORE	02/02/1928	Active	34	0	0	0.00%	35		7	Y	2	N	11/2025		
Exc Award (06/30/2019, 06/30/2023)																
151927	Atmore Yellow Hats Society	08/15/2022	Active(1)	17	0	0	0.00%	16		11	N	4	R	02/2023		
155013	Boykin Damascus	09/18/2023	Status Quo(2)	20	0	0	0.00%	20		29	N	None			90+ Days	
12362	BREWTON GREATER BREWTON	03/08/1935	Active	11	2	0	22.22%	9		4	N	4	R	05/2025		
Exc Award (06/30/2019)																
122015	Covington VIP	05/01/2014	Active(2)	11	0	0	0.00%	18		7	Y		R	07/2025		\$200.00
12397	DALEVILLE	06/05/1962	Active	26	0	0	0.00%	25		3	Y		R	04/2025		\$4,145.00
Exc Award (06/30/2016, 06/30/2019)																
12367	EIGHT MILE	10/31/1955	Active	37	0	0	0.00%	32		0	Y		N	10/2025		
Exc Award (06/30/2018, 06/30/2019, 06/30/2022, 06/30/2023, 06/30/2024, 06/30/2025)																
12401	ELBA	03/23/1939	Active	28	1	0	3.70%	26		1	Y	8	R	10/2022		
Exc Award (06/30/2019)																
12402	ENTERPRISE	07/07/1944	Active	48	2	2	0.00%	49	8	0	Y		N	08/2025		\$500.00
Exc Award (06/30/2018, 06/30/2024)																
152311	Escambia County Lions Quest	08/25/2022	Active(1)	15	0	0	0.00%	15		17	N	None				
12404	EUFAULA	04/23/1947	Active	29	8	2	26.09%	23	3	1	Y		R	10/2025		\$20.00
Exc Award (06/30/2019)																
12368	FAIRHOPE	03/20/1963	Active	31	4	3	3.33%	28	11	0	Y		N	10/2025		\$1,100.00
Exc Award (06/30/2020, 06/30/2021, 06/30/2025)																
12369	FLOMATON	11/22/1934	Active	13	0	0	0.00%	17		5	N	None		03/2024		
Exc Award (06/30/2018, 06/30/2019)																
50827	FOLEY	07/24/1990	Active	12	0	1	-7.69%	12	20	4	Y	2	R	06/2024		
Exc Award (06/30/2020)																




Club Health Assessment for District 34 C through November 2025

			Status	Membership						Reports				Finance		LCIF
Club Number	Club Name	Charter Date	Times in Status Quo in Past 2 Years	Current Member Count **	YTD Members Added	YTD Members Dropped	YTD Net Growth% ***	Member Count 1 Year Ago	Dropped Members Avg.Length of Service	Months Since Membership Update	Current Officers Reported ****	Current President Repeated Term	VP Reported *****	Last Date Reported Service (mm/yyyy)	Account Balance	YTD Donations
12405	GENEVA	12/04/1947	Active	22	4	0	22.22%	20		0	Y	2	N	11/2025		\$1,100.00
120772	Greater Dothan Area	11/20/2013	Active	12	0	0	0.00%	12		2	Y	2		10/2025		
	Exc Award (06/30/2018, 06/30/2019, 06/30/2023)															
12372	GREENVILLE	04/30/1928	Active	29	4	1	11.54%	24	6	0	Y		N	06/2024		
	Exc Award (06/30/2019, 06/30/2023)															
29461	GROVE HILL	06/07/1974	Active(1)	15	0	0	0.00%	15		30	N	None		04/2023		
12373	GULF SHORES	12/09/1947	Active	39	11	4	21.88%	38	3	0	Y			11/2025		\$20.00
	Exc Award (06/30/2017, 06/30/2018, 06/30/2019)															
12408	HEADLAND	01/04/1952	Active	52	0	0	0.00%	56		5	Y		R	11/2025		\$1,175.00
	Exc Award (06/30/2016, 06/30/2018, 06/30/2019, 06/30/2020, 06/30/2023, 06/30/2024)															
12380	MOBILE	10/09/1922	Active	95	1	0	1.06%	94		3	Y		N	07/2025		\$2,000.00
	Exc Award (06/30/2018)															
54087	MOBILE SOUTH ALABAMA	02/15/1993	Status Quo(1)	8	0	0	0.00%	9		5	N	None		09/2023	90+ Days	
	Exc Award (06/30/2019)															
12413	MONTGOMERY	06/12/1922	Active	75	1	7	-7.41%	84	8	1	Y		N	11/2025		
12415	MONTGOMERY DIXIE	11/17/1954	Active	9	0	0	0.00%	9		16	Y		N	05/2025	90+ Days	\$2,105.00
	Exc Award (06/30/2019)															
45365	ORANGE BEACH	09/16/1985	Active	21	3	1	10.53%	22	3	4	Y	5	N	04/2025		
	Exc Award (06/30/2017, 06/30/2023)															
142796	Ozark	08/31/2020	Active	7	0	0	0.00%	7		21	N	None		03/2023		
115854	PIKE ROAD	01/11/2012	Active	21	1	1	0.00%	25	2	4	Y			06/2025		\$100.00
	Exc Award (06/30/2018, 06/30/2019)															
12386	SARALAND	02/20/1956	Active	58	0	0	0.00%	61		4	Y		N	06/2025		
	Exc Award (06/30/2017, 06/30/2018, 06/30/2019, 06/30/2021)															
115501	SATSUMA	11/11/2011	Active	21	0	0	0.00%	22		9	Y		N	05/2024		
	Exc Award (06/30/2017)															
12387	SELMA	09/25/1947	Active	15	0	0	0.00%	13		5	Y	10	R	07/2021		
12389	THOMASVILLE	11/21/1967	Active	9	0	0	0.00%	9		1	Y	2	R	11/2025		
138092	Troy	05/13/2019	P- Active(1)	1	1	0	100.00%	2		4	N	3		06/2025		



Club Health Assessment for District 34 C through November 2025



Club Number	Club Name	Charter Date	Status	Membership						Reports				Finance	LCIF	
			Times in Status Quo in Past 2 Years	Current Member Count **	YTD Members Added	YTD Members Dropped	YTD Net Growth% ***	Member Count 1 Year Ago	Dropped Members Avg.Length of Service	Months Since Membership Update	Current Officers Reported ****	Current President Repeated Term	VP Reported *****	Last Date Reported Service (mm/yyyy)	Account Balance	YTD Donations
12391	YORK	08/01/1939	Active	30	0	1	-3.23%	29	3	4	Y	2	R	06/2025		\$580.00
Exc Award (06/30/2023)																

Clubs Cancelled Previous Fiscal Year – Clubs Cancelled within last 12 months may be reinstated

Club Number	Club Name	Charter Date	Current Status*	Cancellation Date
118276	BAY MINETTE	11/13/2012	Cancelled(6*)	06/29/2025
126044	Citronelle	11/02/2015	Cancelled(8*)	06/29/2025
12395	CLAYTON	12/20/1951	Cancelled(6*)	06/29/2025

Current Total Clubs Count	YTD New Clubs Count	YTD Cancelled Clubs Count	YTD Net Club Gain	Current Total Members Count	YTD Add	YTD Drop	YTD Net Growth	YTD Net Growth %	Member Count 12 Months Ago	Average Member Count Per Club	% of Clubs with less than 20 members	% No Officer Report in 12 Months	% of Clubs with balance 90+ days	Number of Clubs in Status Quo	% Status Quo Clubs in Financial Suspension	Number of Cancelled Clubs	Average Cancelled Club Age	Members Lost Due to Cancellation	% of Clubs Cancelled for Non-Financial Reasons
35	0	0	0	925	43	23	20	2.21%	930	26	40%	6%	9%	2	100%	0	0	0	0%

* - P - Priority Club. Cancellation Reasons: 1-Objectives/conduct, 2-Non-active club, 5-Non-existing club, 6-Disbanding, 7-Merger, 8-Financial Suspension, 9-District/Multiple District Dues.

** Red denotes below 15 active members.

*** Red denotes 20% + loss.

**** Y - all 3 (President, Secretary, Treasurer) club officers reported, N - not all 3 reported.

***** Abbreviation: N-New, IP-Immediate Past, R-Repeat.




Club Health Assessment for District 35 L through November 2025

			Status	Membership						Reports				Finance	LCIF	
Club Number	Club Name	Charter Date	Times in Status Quo in Past 2 Years	Current Member Count **	YTD Members Added	YTD Members Dropped	YTD Net Growth% ***	Member Count 1 Year Ago	Dropped Members Avg.Length of Service	Months Since Membership Update	Current Officers Reported ****	Current President Repeated Term	VP Reported *****	Last Date Reported Service (mm/yyyy)	Account Balance	YTD Donations
Clubs less than two years old																
179386	Gulf Breeze	04/29/2025	Active	27	6	4	8.00%	0	0	0	Y			07/2025		\$125.00
178824	Keystone Melrose Lake Region	10/17/2024	Active	12	0	0	0.00%	20		11	N	None				
Clubs more than two years old																
12470	ALACHUA	01/04/1940	Active	37	0	0	0.00%	38		1	Y			08/2025		\$400.00
Exc Award (06/30/2017, 06/30/2021)																
142554	Calhoun-Liberty	08/13/2020	P- Active	9	0	0	0.00%	12		5	Y	4	N	05/2025		
12474	CALLAHAN	12/05/1946	Active	21	0	0	0.00%	24		3	N	None		03/2025		
12475	CEDAR KEY	04/23/1968	Active	26	1	2	-3.70%	29	12	1	Y		N	10/2025		\$2,000.00
12432	CENTURY	08/31/1944	Active(1)	8	0	0	0.00%	10		3	Y	8		12/2024		
12433	CHATTAHOOCHEE	12/29/1944	Active	11	0	0	0.00%	13		3	Y	11	R	01/2025		
145744	Chipley Falling Waters	04/12/2021	Active	12	1	0	9.09%	10		0	Y	2	N	08/2025		
Exc Award (06/30/2025)																
90291	CRAWFORDVILLE	12/05/2005	Active(1)	15	0	0	0.00%	17		2	Y	3	R	08/2019		
50749	CRESTVIEW	06/27/1990	Active	13	2	1	8.33%	13	20	1	Y		N	04/2025	90+ Days	
137474	DeFuniak Springs	02/22/2019	Active(1)	2	0	6	-75.00%	8	6	2	N	None		02/2020		
154387	Dunnellon 2	06/16/2023	Active	12	1	0	9.09%	15		1	Y	4	R	11/2025		
109828	FLEMING ISLAND	12/06/2010	Active	8	0	0	0.00%	8		10	Y	2	R	05/2025		\$50.00
12440	FORT WALTON BEACH	11/03/1949	Active	12	0	0	0.00%	13		6	Y	3	R	03/2025		\$1,000.00
Exc Award (06/30/2018, 06/30/2024)																
12441	FORT WALTON BEACH SONIC CITY	03/09/1964	Active	6	0	0	0.00%	8		5	Y		R	02/2025		
12480	GAINESVILLE	03/10/1944	Active	13	0	0	0.00%	15		4	Y	8	R	06/2025		
12482	GAINESVILLE UNIVERSITY CITY	03/20/1961	Active	4	0	0	0.00%	4		6	Y	5	R	08/2021		
12443	GRACEVILLE	11/17/1937	Active	27	0	0	0.00%	19		0	Y		IP	12/2024		\$2,000.00
Exc Award (06/30/2023)																
12486	HIGH SPRINGS	03/07/1947	Active	65	3	0	4.84%	61		1	Y	4	R	11/2025	90+ Days	
12488	INTERLACHEN	04/30/1968	Active(1)	11	1	0	10.00%	10		0	Y	3		02/2025		
12471	JACKSONVILLE ARLINGTON	12/15/1948	Active	43	0	0	0.00%	47		2	Y		N	10/2025		\$5,000.00



Club Health Assessment for District 35 L through November 2025

			Status	Membership						Reports				Finance	LCIF	
Club Number	Club Name	Charter Date	Times in Status Quo in Past 2 Years	Current Member Count **	YTD Members Added	YTD Members Dropped	YTD Net Growth% ***	Member Count 1 Year Ago	Dropped Members Avg.Length of Service	Months Since Membership Update	Current Officers Reported ****	Current President Repeated Term	VP Reported *****	Last Date Reported Service (mm/yyyy)	Account Balance	YTD Donations
12489	JACKSONVILLE BEACHES	04/06/1938	Active(1)	47	6	2	9.30%	39	4	0	Y		R	11/2025		
141472	Jacksonville River City	04/20/2020	Active	29	2	0	7.41%	31		1	Y		IP	10/2025		
	Exc Award (06/30/2023)															
12493	JACKSONVILLE RIVERSIDE/ARGYLE WEST	03/31/1945	Active	13	0	0	0.00%	13		9	Y	2	N	03/2025		
151395	Jax Lions Quest of 35-L Cyber	06/21/2022	Active	8	0	0	0.00%	8		13	N	None		07/2022		
105610	JEFFERSON COUNTY	06/01/2009	Active	7	0	0	0.00%	10		5	N	None		01/2025		
12498	LAKE CITY	12/09/1946	Active	8	0	1	-11.11%	12	13	4	N	None	R	07/2025		
12500	LIVE OAK	04/27/1950	Active	21	0	0	0.00%	23		10	N		N	06/2019		
153128	Lynn Haven 2	06/14/2023	Active	5	0	0	0.00%	10		5	Y	4		04/2025		
12501	MACCLENNY	04/22/1935	Active(2)	26	26	0	100.00%	22		0	Y	2		05/2025		
12448	MADISON	12/18/1942	Active(1)	27	1	0	3.85%	25		2	Y		N	07/2025		
12539	MCINTOSH	12/12/1949	Active	24	0	0	0.00%	24		9	Y	3	N	10/2025		
97150	MIDDLEBURG BLACK CREEK	05/23/2006	Active	12	0	0	0.00%	14		10	Y		IP	11/2025		
	Exc Award (06/30/2018, 06/30/2020)															
12502	NEWBERRY	03/25/1943	Active	16	0	0	0.00%	23		5	Y	3	R	02/2024		
	Exc Award (06/30/2017)															
12543	OCALA	03/19/1926	Active	74	7	4	4.23%	74	23	0	Y		N	09/2025		\$1,100.00
	Exc Award (06/30/2016)															
102328	OCALA 200	06/03/2008	Active	22	1	1	0.00%	27	8	1	Y		R	11/2025		\$505.00
	Exc Award (06/30/2017, 06/30/2021, 06/30/2022)															
12544	OCALA FORT KING BREAKFAST	09/25/1963	Active	31	1	0	3.33%	19		0	Y		IP	11/2025		\$25.00
47383	OCALA ON TOP OF THE WORLD	05/28/1987	Active	20	3	1	11.11%	21	1	0	Y	4	N	11/2025		\$3,700.00
	Exc Award (06/30/2023)															
12503	ORANGE PARK	07/14/1948	Active	26	3	0	13.04%	19		0	Y	2	R	11/2025		\$20.00
	Exc Award (06/30/2024)															
104774	PALATKA NEW VISION	02/17/2009	Active	10	0	0	0.00%	13		3	Y	4	N	09/2025		
	Exc Award (06/30/2021)															
12454	PANAMA CITY	04/29/1935	Active	13	1	0	8.33%	14		1	Y		R	04/2025	90+ Days	
12458	PENSACOLA	12/16/1927	Active	34	1	0	3.03%	39		0	Y		N	04/2025		\$1,550.00



Club Health Assessment for District 35 L through November 2025

			Status	Membership						Reports				Finance	LCIF	
Club Number	Club Name	Charter Date	Times in Status Quo in Past 2 Years	Current Member Count **	YTD Members Added	YTD Members Dropped	YTD Net Growth***	Member Count 1 Year Ago	Dropped Members Avg.Length of Service	Months Since Membership Update	Current Officers Reported ****	Current President Repeated Term	VP Reported *****	Last Date Reported Service (mm/yyyy)	Account Balance	YTD Donations
12461	PORT ST JOE	02/25/1955	Active(1)	58	4	0	7.41%	51		1	Y		N	11/2025		
35728	QUINCY	06/16/1978	Active	10	0	2	-16.67%	12	6	0	Y		N	02/2025		
12560	SILVER SPRINGS	12/16/1958	Active(1)	5	0	1	-16.67%	6	16	3	Y	6		10/2025		\$1,000.00
12463	SOPCHOPPY	09/08/1952	Active	16	2	3	-5.88%	19	14	2	Y	3		07/2025		
146819	South Putnam	06/17/2021	Active	12	0	0	0.00%	15		5	Y	2		03/2025		
12506	ST AUGUSTINE	11/14/1946	Active	29	0	1	-3.33%	28	50	0	Y		N	07/2025		
12465	TALLAHASSEE	02/20/1929	Active	31	0	1	-3.13%	32	1	4	Y		N	11/2025		
82989	TURKEY CREEK	06/30/2004	Active	13	0	1	-7.14%	16	16	0	Y	2	N	11/2025		\$2,125.00
Exc Award (06/30/2016, 06/30/2018, 06/30/2019, 06/30/2021, 06/30/2024)																
145612	Williston Youth	03/25/2021	Active	9	0	0	0.00%	9		15	Y	6	R	09/2021		
148131	Yulee Nassau County	08/31/2021	Active	28	0	0	0.00%	28		18	N	3	R	12/2024		

Clubs Cancelled Previous Fiscal Year – Clubs Cancelled within last 12 months may be reinstated

Club Number	Club Name	Charter Date	Current Status*	Cancellation Date
154002	Marianna Leaping Lions	05/22/2023	Cancelled(8*)	12/30/2024
12453	NICEVILLE VALPARAISO	11/21/1950	Cancelled(8*)	06/29/2025

Current Total Clubs Count	YTD New Clubs Count	YTD Cancelled Clubs Count	YTD Net Club Gain	Current Total Members Count	YTD Add	YTD Drop	YTD Net Growth	YTD Net Growth %	Member Count 12 Months Ago	Average Member Count Per Club	% of Clubs with less than 20 members	% No Officer Report in 12 Months	% of Clubs with balance 90+ days	Number of Clubs in Status Quo	% Status Quo Clubs in Financial Suspension	Number of Cancelled Clubs	Average Cancelled Club Age	Members Lost Due to Cancellation	% of Clubs Cancelled for Non-Financial Reasons
53	0	0	0	1,078	73	31	42	4.05%	1,090	20	57%	6%	6%	0	0%	0	0	0	0%

* - P - Priority Club. Cancellation Reasons: 1-Objectives/conduct, 2-Non-active club, 5-Non-existing club, 6-Disbanding, 7-Merger, 8-Financial Suspension, 9-District/Multiple District Dues.

** Red denotes below 15 active members.

*** Red denotes 20% + loss.

**** Y - all 3 (President, Secretary, Treasurer) club officers reported, N - not all 3 reported.

***** Abbreviation: N-New, IP-Immediate Past, R-Repeat.




Club Health Assessment for District 35 I through November 2025

			Status	Membership						Reports				Finance		LCIF
Club Number	Club Name	Charter Date	Times in Status Quo in Past 2 Years	Current Member Count **	YTD Members Added	YTD Members Dropped	YTD Net Growth% ***	Member Count 1 Year Ago	Dropped Members Avg.Length of Service	Months Since Membership Update	Current Officers Reported ****	Current President Repeated Term	VP Reported *****	Last Date Reported Service (mm/yyyy)	Account Balance	YTD Donations
Clubs more than two years old																
130732	Arcadia Centennial	04/21/2017	Active	23	0	2	-8.00%	24	8	4	Y		N	08/2025		
12666	BONITA SPRINGS	04/16/1962	Active	75	5	0	7.14%	80		0	Y		N	10/2025		
	Exc Award (06/30/2018, 06/30/2022)															
12622	BRADENTON	04/14/1947	Active	25	3	1	8.70%	26	36	0	Y			11/2025		
	Exc Award (06/30/2017, 06/30/2018, 06/30/2023)															
12568	BRANDON	05/11/1954	Active	25	1	1	0.00%	27	22	4	Y	4	R	11/2025		\$675.00
12624	CAPE CORAL	08/02/1962	Active	14	1	1	0.00%	15	3	2	N	4		11/2025		\$10.00
	Exc Award (06/30/2024)															
12571	CLEARWATER	07/21/1931	Active	26	0	1	-3.70%	27	1	0	Y		N	11/2025		\$1,445.00
	Exc Award (06/30/2024, 06/30/2025)															
101537	DADE CITY HISPANIC AMERICAN	03/06/2008	Active	7	3	6	-30.00%	11	9	0	Y		N	08/2022		
12627	ENGLEWOOD	03/24/1952	Active	29	0	1	-3.33%	30	51	0	Y	2	R	10/2025		\$200.00
	Exc Award (06/30/2017, 06/30/2023, 06/30/2024)															
12628	EVERGLADES	11/06/1952	Active	46	0	0	0.00%	44		5	Y		R	06/2025		
	Exc Award (06/30/2021, 06/30/2022)															
149944	Fishhawk	02/21/2022	Active	26	2	0	8.33%	27		1	Y		R	11/2025		
12630	FORT MYERS	03/07/1935	Active	49	14	0	40.00%	35		0	Y		IP	11/2025		\$1,190.00
	Exc Award (06/30/2021, 06/30/2022, 06/30/2025)															
12631	FORT MYERS BEACH	12/03/1952	Active	21	4	1	16.67%	17	6	1	Y	5	R	10/2025		\$500.00
	Exc Award (06/30/2017)															
12634	FROSTPROOF	04/16/1952	Active	13	0	0	0.00%	12		7	Y	9	R	01/2023		
12580	GULFPORT	06/02/1948	Active	30	2	8	-16.67%	45	12	1	Y			06/2025		
31337	HUDSON BAYONET POINT	11/17/1975	Active	20	6	0	42.86%	12		0	Y		N	10/2025		\$50.00
	Exc Award (06/30/2020)															
12643	LAKE PLACID	01/25/1950	Active	9	0	0	0.00%	13		3	Y		N	10/2025		
	Exc Award (06/30/2018, 06/30/2019, 06/30/2023)															
12644	LAKE WALES	05/06/1949	Active	8	0	2	-20.00%	10	10	0	Y	3	R	11/2025		



Club Health Assessment for District 35 I through November 2025

			Status	Membership						Reports				Finance	LCIF	
Club Number	Club Name	Charter Date	Times in Status Quo in Past 2 Years	Current Member Count **	YTD Members Added	YTD Members Dropped	YTD Net Growth% ***	Member Count 1 Year Ago	Dropped Members Avg.Length of Service	Months Since Membership Update	Current Officers Reported ****	Current President Repeated Term	VP Reported *****	Last Date Reported Service (mm/yyyy)	Account Balance	YTD Donations
12584	LARGO	01/08/1957	Active	26	0	3	-10.34%	28	2	0	Y		N	11/2025		
	Exc Award (06/30/2024)															
47517	LUTZ LAND O LAKES LLLL	06/22/1987	Active	7	0	0	0.00%	10		1	Y	3		06/2025		
	Exc Award (06/30/2017, 06/30/2019)															
12649	NAPLES	10/25/1938	Active	72	3	6	-4.00%	81	5	1	Y		N	11/2025		
	Exc Award (06/30/2018, 06/30/2019, 06/30/2021, 06/30/2025)															
96672	NORTH FORT MYERS NOON	03/17/2006	Active	2	1	14	-86.67%	22	7	1	N	None		07/2025	90+ Days	\$100.00
	Exc Award (06/30/2020)															
12652	NORTH PORT	11/23/1969	Active(1)	5	0	4	-44.44%	11	29	1	Y	3		06/2025		
	Exc Award (06/30/2016, 06/30/2017)															
46705	PALM HARBOR #II	12/02/1986	Active(1)	17	0	2	-10.53%	19	43	1	Y	2	N	09/2025		
12592	PLANT CITY	04/04/1929	Active	21	2	0	10.53%	21		0	Y		N	10/2023		\$140.00
	Exc Award (06/30/2018)															
131286	Port Charlotte Centennial	06/13/2017	Active	16	0	0	0.00%	14		3	Y		N	08/2025		
	Exc Award (06/30/2020, 06/30/2021, 06/30/2022)															
12656	PUNTA GORDA	11/15/1966	Active	32	0	2	-5.88%	28	2	4	Y	2	N	11/2025		\$1,000.00
	Exc Award (06/30/2017, 06/30/2020, 06/30/2023, 06/30/2024)															
12594	SAFETY HARBOR	04/03/1950	Active	14	0	1	-6.67%	15	11	3	N	None	N	11/2025		
	Exc Award (06/30/2020, 06/30/2024)															
12659	SANIBEL CAPTIVA ISLAND	08/23/1967	Active	11	0	0	0.00%	17		3	Y		IP	06/2025		
12662	SARASOTA	12/18/1957	Active	15	0	0	0.00%	15		10	Y	2	R	01/2025		
	Exc Award (06/30/2017)															
12664	SEBRING BREAKFAST	06/05/1973	Active	11	1	4	-21.43%	14	31	1	Y	2	R	07/2025		\$100.00
	Exc Award (06/30/2021)															
12595	ST PETERSBURG	02/06/1925	Active	62	4	9	-7.46%	68	8	1	Y		N	10/2025	90+ Days	\$100.00
	Exc Award (06/30/2017, 06/30/2019, 06/30/2020, 06/30/2022)															
44830	SUN CITY CENTER/SOUTH SHORE	04/15/1985	Active	37	4	0	12.12%	34		2	Y		N	10/2025		\$2,700.00
	Exc Award (06/30/2017, 06/30/2023, 06/30/2024)															
12604	TAMPA DOWNTOWN	02/19/1924	Active	25	2	0	8.70%	26		4	Y	2	N	06/2019		
	Exc Award (06/30/2017)															



Club Health Assessment for District 35 I through November 2025

INTERNATIONAL

			Membership							Reports				Finance		LCIF		
Club Number	Club Name	Charter Date	Times in Status Quo in Past 2 Years	Current Member Count **	YTD Members Added	YTD Members Dropped	YTD Net Growth% ***	Member Count 1 Year Ago	Dropped Members Avg.Length of Service	Months Since Membership Update	Current Officers Reported ****	Current President Repeated Term	VP Reported *****	Last Date Reported Service (mm/yyyy)	Account Balance	YTD Donations		
121885	Tampa North	04/18/2014	Active(1)	17	0	3	-15.00%	20	9	0	Y		IP	09/2018				
12669	VENICE	06/10/1947	Active	71	16	1	26.79%	65	0	0	Y	2	R	10/2025		\$920.00		
Exc Award (06/30/2016, 06/30/2017, 06/30/2018, 06/30/2021, 06/30/2022, 06/30/2023, 06/30/2024)																		
12671	WAUCHULA	08/12/1927	Active(1)	26	0	1	-3.70%	27	3	0	Y	2		02/2024				
117162	WESLEY CHAPEL LIONS	06/13/2012	Active	11	1	0	10.00%	15		3	Y		R	11/2025				
Exc Award (06/30/2016, 06/30/2018, 06/30/2019, 06/30/2022)																		
12616	ZEPHYRHILLS	03/18/1943	Active	54	13	3	22.73%	44	1	0	Y	2	N	11/2025		\$2,560.00		
Exc Award (06/30/2016, 06/30/2017, 06/30/2023)																		
Current Total Clubs Count	YTD New Clubs Count	YTD Cancelled Clubs Count	YTD Net Club Gain	Current Total Members Count	YTD Add	YTD Drop	YTD Net Growth %	Member Count 12 Months Ago	Average Member Count Per Club	% of Clubs with less than 20 members	% No Officer Report in 12 Months	% of Clubs with balance 90+ days	Number of Clubs in Status Quo	% Status Quo Clubs in Financial Suspension	Number of Cancelled Clubs	Average Cancelled Club Age	Members Lost Due to Cancellation	% of Clubs Cancelled for Non-Financial Reasons
38	0	0	0	998	88	77	11	1.11%	1,049	26	42%	0%	5%	0	0%	0	0	0%

* - P - Priority Club. Cancellation Reasons: 1-Objectives/conduct, 2-Non-active club, 5-Non-existing club, 6-Disbanding, 7-Merger, 8-Financial Suspension, 9-District/Multiple District Dues.

** Red denotes below 15 active members.

*** Red denotes 20% + loss.

**** Y - all 3 (President, Secretary, Treasurer) club officers reported, N - not all 3 reported.

***** Abbreviation: N-New, IP-Immediate Past, R-Repeat.




Club Health Assessment for District 35 O through November 2025

			Status	Membership						Reports				Finance	LCIF	
Club Number	Club Name	Charter Date	Times in Status Quo in Past 2 Years	Current Member Count **	YTD Members Added	YTD Members Dropped	YTD Net Growth% ***	Member Count 1 Year Ago	Dropped Members Avg.Length of Service	Months Since Membership Update	Current Officers Reported ****	Current President Repeated Term	VP Reported *****	Last Date Reported Service (mm/yyyy)	Account Balance	YTD Donations
Clubs more than two years old																
123529	Auburndale/Polk County	11/17/2014	Active	26	0	4	-13.33%	30	1	0	Y		N	10/2025		
12567	BEVERLY HILLS	09/05/1967	Active	27	7	1	28.57%	20	3	1	Y			11/2025		\$550.00
12516	CLERMONT MINNEOLA L C	03/29/1949	Active	10	0	0	0.00%	11		11	N	2		08/2022		
	Exc Award (06/30/2020)															
12575	CRYSTAL RIVER	03/04/1953	Active	12	0	0	0.00%	12		26	Y	9	R	02/2022		
58391	CRYSTAL RIVER KINGS BAY	06/07/1996	Active	13	0	1	-7.14%	17	8	1	Y		IP	10/2025		\$200.00
	Exc Award (06/30/2018, 06/30/2019, 06/30/2022, 06/30/2025)															
12625	CYPRESS GARDENS	12/15/1967	Active	12	1	1	0.00%	12	5	3	Y	5	N	11/2025		
39038	DAVENPORT	11/28/1980	Active	18	1	1	0.00%	19	2	2	Y	2	R	11/2025		\$75.00
	Exc Award (06/30/2016)															
128843	Daytona Halifax Area	09/06/2016	Active(1)	9	0	1	-10.00%	12	24	1	Y		R	02/2025		
	Exc Award (06/30/2024)															
12522	DELAND	04/10/1939	Active(1)	5	0	0	0.00%	5		15	N	None		11/2018	90+ Days	
152836	Eastport	11/03/2022	Active	39	1	8	-15.22%	52	3	0	Y		N	11/2025		\$100.00
	Exc Award (06/30/2023, 06/30/2024)															
12578	FLORAL CITY	06/16/1953	Active	12	0	0	0.00%	12		12	Y	4	R	11/2025		
12530	FRUITLAND PARK	08/19/1954	Active	22	1	1	0.00%	20	3	0	Y	2	R	11/2025		\$250.00
	Exc Award (06/30/2022)															
29796	HIGH POINT	09/30/1974	Active	31	7	6	3.33%	33	10	0	Y	2	R	11/2025		\$800.00
	Exc Award (06/30/2018)															
12582	HOMOSASSA	04/30/1970	Active	77	12	2	14.93%	71	1	0	Y	2	N	11/2025		
	Exc Award (06/30/2016, 06/30/2017, 06/30/2020, 06/30/2022)															
12487	INGLIS YANKEETOWN	05/24/1971	Active	16	1	1	0.00%	18	2	2	Y			11/2025		
	Exc Award (06/30/2018, 06/30/2023)															
31924	INVERNESS	03/30/1976	Active	16	1	2	-5.88%	20	25	0	Y	2	N	11/2025		
12637	KATHLEEN	03/12/1953	Active	44	7	3	10.00%	48	10	1	Y	2		10/2025		
12533	KISSIMMEE	03/21/1939	Active	23	0	0	0.00%	23		3	Y		N	12/2023		
	Exc Award (06/30/2017)															



Club Health Assessment for District 35 O through November 2025

			Status	Membership						Reports				Finance	LCIF	
Club Number	Club Name	Charter Date	Times in Status Quo in Past 2 Years	Current Member Count **	YTD Members Added	YTD Members Dropped	YTD Net Growth% ***	Member Count 1 Year Ago	Dropped Members Avg.Length of Service	Months Since Membership Update	Current Officers Reported ****	Current President Repeated Term	VP Reported *****	Last Date Reported Service (mm/yyyy)	Account Balance	YTD Donations
47000	LADY LK ORANGE BLOSSOM GARDENS Exc Award (06/30/2019, 06/30/2022)	03/02/1987	Active	89	10	3	8.54%	92	3	1	Y	3	R	11/2025		
12639	LAKE ALFRED Exc Award (06/30/2016, 06/30/2018)	10/30/1945	Active	31	3	3	0.00%	30	1	2	Y			11/2025		
100760	LAKE SUMTER Exc Award (06/30/2017, 06/30/2020, 06/30/2023)	12/06/2007	Active	70	5	0	7.69%	69		0	Y		N	10/2025		
32727	LAKELAND NORTH LAKELAND	09/07/1976	Active	17	1	0	6.25%	28		2	Y		IP	10/2025		
12537	LOCKHART	09/30/1954	Active	12	1	1	0.00%	12	4	1	Y	10				
12540	MOUNT DORA Exc Award (06/30/2020)	03/03/1939	Active	20	0	1	-4.76%	22	53	2	Y	2	R	06/2025		
12541	NEW SMYRNA BEACH	01/27/1947	Active	3	0	0	0.00%	3		4	Y	6	R	08/2025		
12545	OCOEE	11/15/1948	Active	20	1	0	5.26%	21		0	Y	5	R	10/2025		
12549	ORLANDO COLLEGE PARK	04/20/1950	Active	16	4	0	33.33%	13		0	Y	4		03/2025		
144012	Orlando International Film Festival	12/17/2020	Active(1)	10	10	0	100.00%	15		3	Y	2		04/2025		
12552	ORMOND BEACH Exc Award (06/30/2016, 06/30/2017, 06/30/2023)	10/26/1954	Active	15	1	0	7.14%	15		2	Y	3		11/2025		
84490	ORMOND BY THE SEA Exc Award (06/30/2017, 06/30/2018, 06/30/2019, 06/30/2022, 06/30/2023, 06/30/2024)	12/03/2004	Active	38	0	0	0.00%	40		6	Y	2	N	11/2025		
63021	OVIDO-WINTER SPRINGS L C Exc Award (06/30/2017, 06/30/2018, 06/30/2021, 06/30/2022, 06/30/2024)	04/12/2000	Active	48	5	0	11.63%	40		0	Y		N	11/2025		
87965	PALM BAY PROGRESSIVE	05/03/2005	Cancelled(6*)	0	0	0	0.00%	6		5	N	None		02/2024		
12554	PALM COAST Exc Award (06/30/2022, 06/30/2023, 06/30/2024)	11/06/1973	Active	28	6	1	21.74%	22	1	0	Y		N	11/2025		
12555	PIERSON Exc Award (06/30/2020)	01/17/1950	Active	42	2	0	5.00%	32		3	Y	2	N	09/2025		
53155	PONCE INLET	05/28/1992	Active	22	1	0	4.76%	28		4	Y	8		11/2025		
12709	ROCKLEDGE	12/08/1968	Active	9	0	0	0.00%	9		17	Y	8		05/2023		



Club Health Assessment for District 35 O through November 2025

			Status	Membership						Reports				Finance	LCIF	
Club Number	Club Name	Charter Date	Times in Status Quo in Past 2 Years	Current Member Count **	YTD Members Added	YTD Members Dropped	YTD Net Growth% ***	Member Count 1 Year Ago	Dropped Members Avg.Length of Service	Months Since Membership Update	Current Officers Reported ****	Current President Repeated Term	VP Reported *****	Last Date Reported Service (mm/yyyy)	Account Balance	YTD Donations
Exc Award (06/30/2018)			Active	56	6	0	12.00%	49		0	Y		N	11/2025		\$2,700.00
12711	SATELLITE BEACH	03/29/1960														
Exc Award (06/30/2016, 06/30/2017, 06/30/2018, 06/30/2019, 06/30/2021)																
35548	SOUTH DAYTONA	05/02/1978														
Exc Award (06/30/2019, 06/30/2024)																
133516	Spring Hill Nature Coast	12/21/2017														
12562	TAVARES	08/19/1955														
63534	VIERA	08/21/2000	Active	18	0	0	0.00%	21		5	Y	6		10/2025		
Exc Award (06/30/2022)			Active(1)	4	4	0	100.00%	6		1	N			09/2024		
103531	VOLUSIA COUNTY	09/04/2008														
152158	West Volusia Action Team	10/17/2022														
46925	WILDWOOD SUMTER COUNTY 44	02/03/1987	Status Quo(2)	6	0	0	0.00%	9		6	N	None		05/2023	90+ Days	
			Active	21	0	0	0.00%	24		2	Y	12		03/2024		

Clubs Cancelled Previous Fiscal Year – Clubs Cancelled within last 12 months may be reinstated

Club Number	Club Name	Charter Date	Current Status*	Cancellation Date
12546	ORANGE CITY	11/11/1953	Cancelled(8*)	06/29/2025
61974	ORLANDO HISPANIC	05/20/1999	Cancelled(6*)	03/29/2025
130755	Orlando Knights Lions	04/27/2017	Cancelled(8*)	06/29/2025

Current Total Clubs Count	YTD New Clubs Count	YTD Cancelled Clubs Count	YTD Net Club Gain	Current Total Members Count	YTD Add	YTD Drop	YTD Net Growth	YTD Net Growth %	Member Count 12 Months Ago	Average Member Count Per Club	% of Clubs with less than 20 members	% No Officer Report in 12 Months	% of Clubs with balance 90+ days	Number of Clubs in Status Quo	% Status Quo Clubs in Financial Suspension	Number of Cancelled Clubs	Average Cancelled Club Age	Members Lost Due to Cancellation	% of Clubs Cancelled for Non-Financial Reasons
43	0	1	-1	1,077	100	43	57	5.59%	1,115	25	49%	2%	14%	1	100%	1	126	0	-100%

* - P - Priority Club. Cancellation Reasons: 1-Objectives/conduct, 2-Non-active club, 5-Non-existing club, 6-Disbanding, 7-Merger, 8-Financial Suspension, 9-District/Multiple District Dues.

** Red denotes below 15 active members.

*** Red denotes 20% + loss.

**** Y - all 3 (President, Secretary, Treasurer) club officers reported, N - not all 3 reported.

***** Abbreviation: N-New, IP-Immediate Past, R-Repeat.



Club Health Assessment for District 35 N through November 2025

			Status	Membership						Reports				Finance	LCIF	
Club Number	Club Name	Charter Date	Times in Status Quo in Past 2 Years	Current Member Count **	YTD Members Added	YTD Members Dropped	YTD Net Growth% ***	Member Count 1 Year Ago	Dropped Members Avg.Length of Service	Months Since Membership Update	Current Officers Reported ****	Current President Repeated Term	VP Reported *****	Last Date Reported Service (mm/yyyy)	Account Balance	YTD Donations
Clubs less than two years old																
182413	Hollywood Muhammad Ali Legacy Continued	06/19/2025	Active	10	0	6	-37.50%	0	0	0	Y	2		11/2025	90+ Days	
171848	Miami Intercontinental	06/19/2024	Active(1)	12	9	28	-61.29%	31	1	1	Y					
156494	Miramar - First Haitian-American	12/04/2023	Active(1)	24	0	0	0.00%	40		5	N	None		01/2024		
Clubs more than two years old																
15803	ARUBA Exc Award (06/30/2022, 06/30/2023, 06/30/2024)	09/23/1947	Active	59	0	3	-4.84%	64	19	1	Y		N	10/2025		\$170.00
131343	Aruba One Happy Island Exc Award (06/30/2018, 06/30/2021, 06/30/2022, 06/30/2024)	06/16/2017	Active(1)	21	0	3	-12.50%	24	6	0	Y		R	11/2025		\$764.86
12770	AVENTURA-NORTH MIAMI BEACH L C Exc Award (06/30/2018)	11/02/1953	Active	16	0	2	-11.11%	19	11	4	Y	4	R	05/2025		
12674	BOCA RATON	06/16/1947	Active	16	0	0	0.00%	22		6	Y			10/2025		\$1,000.00
15804	BONAIRE	02/02/1962	Active	19	0	0	0.00%	19		4	Y	2	R	06/2024		
127823	Broward Centennial	06/09/2016	Active	15	0	0	0.00%	17		3	Y	4	R	09/2025		
12677	CLEWISTON	06/02/1947	Active(1)	12	0	0	0.00%	16		7	N	None		03/2024		
40424	CORAL WAY COLOMBIAN L C	10/05/1981	Active	16	7	7	0.00%	20	2	0	Y	2	N	10/2025		
15805	CURACAO Exc Award (06/30/2023)	01/10/1946	Active	49	3	1	4.26%	51	8	2	Y		N	10/2025		\$80.00
12732	DANIA BEACH	06/20/1947	Active	54	3	0	5.88%	58		2	Y	2		10/2025		\$250.00
12681	DELRAY BEACH Exc Award (06/30/2017)	02/07/1939	Active	13	1	0	8.33%	12		4	Y	6	N	11/2025		
12683	FORT LAUDERDALE Exc Award (06/30/2022)	03/28/1935	Active	11	0	0	0.00%	15		1	N			08/2025		\$950.00
12686	FORT PIERCE Exc Award (06/30/2018, 06/30/2025)	05/23/1947	Active	37	0	0	0.00%	33		0	Y		N	11/2025		\$2,050.00
12725	FREEPORT Exc Award (06/30/2023, 06/30/2024)	03/15/1966	Active	37	3	0	8.82%	37		1	Y		N	11/2025		



Club Health Assessment for District 35 N through November 2025

			Status	Membership						Reports				Finance	LCIF	
Club Number	Club Name	Charter Date	Times in Status Quo in Past 2 Years	Current Member Count **	YTD Members Added	YTD Members Dropped	YTD Net Growth% ***	Member Count 1 Year Ago	Dropped Members Avg.Length of Service	Months Since Membership Update	Current Officers Reported ****	Current President Repeated Term	VP Reported *****	Last Date Reported Service (mm/yyyy)	Account Balance	YTD Donations
125092	Freeport Grand Bahamas Lucayan	06/10/2015	Active(1)	15	0	0	0.00%	15		0	N	None		11/2024	90+ Days	
59584	HIALEAH PAN AMERICAN	05/23/1997	Active	40	1	0	2.56%	28		1	Y		N	06/2025		
	Exc Award (06/30/2023, 06/30/2025)															
130759	Hollywood	05/10/2017	Active	22	0	0	0.00%	18		10	Y	4	R	04/2024		
57101	HOLLYWOOD COLOMBIAN-AMERICAN	06/08/1995	Active(1)	10	0	0	0.00%	14		3	Y	3		03/2024		
	Exc Award (06/30/2017, 06/30/2019)															
98911	INDIANTOWN	03/26/2007	Active	3	0	0	0.00%	3		31	N	None		10/2023		
12744	KEY BISCAWAYNE	09/11/1953	Active	8	0	1	-11.11%	9	69	2	Y			10/2025		
12745	KEY LARGO	05/22/1956	Active	4	0	0	0.00%	4		33	N	13	R	10/2023		
12746	KEY WEST	04/28/1938	Active(1)	20	1	0	5.26%	17		3	Y	8	R	09/2023		
12691	LAKE WORTH	04/17/1925	Active	17	2	1	6.25%	15	1	0	Y	3	R	11/2025		\$605.00
12749	MIAMI	04/23/1924	Active	17	1	2	-5.56%	19	2	1	Y	2		09/2025		
12752	MIAMI BUENA VISTA-BILTMORE	03/11/1970	Active	28	1	2	-3.45%	32	13	0	Y		N	11/2025		
	Exc Award (06/30/2019, 06/30/2024)															
30261	MIAMI CUBAN	02/27/1975	Active	44	0	1	-2.22%	47	2	3	Y		N	11/2025		\$350.00
	Exc Award (06/30/2023)															
111682	MIAMI DADE INTERAMERICAN	07/20/2011	Active	30	3	0	11.11%	28		2	Y	3	R	11/2025		\$1,450.00
	Exc Award (06/30/2018, 06/30/2023, 06/30/2024)															
115409	MIAMI FIVE STARS	10/27/2011	Active	29	0	2	-6.45%	22	6	0	Y			11/2025		
	Exc Award (06/30/2016, 06/30/2020, 06/30/2021, 06/30/2023, 06/30/2024, 06/30/2025)															
137624	Miami Fontainebleau	03/05/2019	Active(1)	18	0	0	0.00%	19		8	Y	4		05/2022		
111706	MIAMI GLOBAL COLOMBIAN	07/26/2011	Active	12	0	1	-7.69%	15	1	1	Y		R	06/2025		
	Exc Award (06/30/2024)															
64931	MIAMI INTERAMERICAN ECUADOR	01/23/2002	Active	8	1	0	14.29%	12		1	Y	9	R	11/2025		
	Exc Award (06/30/2019)															
53074	MIAMI KENDALL WEST	05/12/1992	Active	6	0	0	0.00%	6		4	Y	3		09/2025		
	Exc Award (06/30/2017)															
138705	Miami Kingdom	06/20/2019	Active(2)	10	3	3	0.00%	16	4	4	N	8		08/2023	90+ Days	



Club Health Assessment for District 35 N through November 2025

			Status	Membership						Reports				Finance	LCIF	
Club Number	Club Name	Charter Date	Times in Status Quo in Past 2 Years	Current Member Count **	YTD Members Added	YTD Members Dropped	YTD Net Growth% ***	Member Count 1 Year Ago	Dropped Members Avg.Length of Service	Months Since Membership Update	Current Officers Reported ****	Current President Repeated Term	VP Reported *****	Last Date Reported Service (mm/yyyy)	Account Balance	YTD Donations
12759	MIAMI LAKES	02/25/1964	Active	0	0	10	-100.00%	10	36	0	N	None		09/2025		\$10,000.00
44290	MIAMI MANAGUA	10/22/1984	Active	22	4	1	15.79%	20	4	3	Y		N	10/2025		\$1,000.00
124790	Miami Medical	05/08/2015	Active(2)	19	0	0	0.00%	20		7	N	None		10/2025		
107820	MIAMI PERUVIAN	03/16/2010	Active	12	0	0	0.00%	12		6	Y	7		10/2023		
12736	MIAMI SPRINGS	03/31/1937	Active	70	4	0	6.06%	73		3	Y		R	11/2025		
Exc Award (06/30/2018, 06/30/2022, 06/30/2024)																
125641	Miami United World	08/18/2015	Active	14	1	0	7.69%	15		4	N	None		10/2023	90+ Days	
133326	PEMBROKE PINES WESTON MIRAMAR	12/06/2017	Active	18	0	0	0.00%	14		9	Y			08/2025		\$250.00
12772	PERRINE CUTLER RIDGE L C	03/31/1954	Active	5	0	0	0.00%	5		21	Y	10				
64896	PORT ST LUCIE DOWNTOWN	01/02/2002	Active	58	7	6	1.75%	51	8	2	Y	2	R	11/2025		\$160.00
Exc Award (06/30/2024, 06/30/2025)																
57281	PORT ST LUCIE WEST	08/01/1995	Active	27	2	1	3.85%	30	53	3	Y	2	N	06/2025	90+ Days	\$750.00
12713	SEBASTIAN	09/06/1958	Active	17	1	2	-5.56%	18	6	0	Y	2	N	10/2025		\$200.00
108928	SOUTH FLORIDA MARITIME	07/16/2010	Active	16	0	0	0.00%	16		7	Y	6	R	09/2025		
12757	SUNNY ISLES BEACH	06/30/1950	Active	11	0	0	0.00%	11		2	N	None		10/2025		
12763	WEST MIAMI SUNSHINE	01/04/1956	Active	14	0	2	-12.50%	22	2	2	Y	4	N	06/2025	90+ Days	
12720	WEST PALM BEACH WELLINGTON	03/26/1924	Active	10	0	3	-23.08%	12	5	4	Y	10		11/2025	90+ Days	

Clubs Cancelled Previous Fiscal Year – Clubs Cancelled within last 12 months may be reinstated

Club Number	Club Name	Charter Date	Current Status*	Cancellation Date
118069	CORAL GABLES MERRICK	10/19/2012	Cancelled(6*)	03/29/2025
60729	MIAMI LAUTARO CHILEAN	05/07/1998	Cancelled(8*)	12/30/2024

Current Total Clubs Count	YTD New Clubs Count	YTD Cancelled Clubs Count	YTD Net Club Gain	Current Total Members Count	YTD Add	YTD Drop	YTD Net Growth	YTD Net Growth %	Member Count 12 Months Ago	Average Member Count Per Club	% of Clubs with less than 20 members	% No Officer Report in 12 Months	% of Clubs with balance 90+ days	Number of Clubs in Status Quo	% Status Quo Clubs in Financial Suspension	Number of Cancelled Clubs	Average Cancelled Club Age	Members Lost Due to Cancellation	% of Clubs Cancelled for Non-Financial Reasons
51	0	0	0	1,075	58	88	-30	-2.71%	1,146	21	65%	6%	16%	0	0%	0	0	0	0%



Club Health Assessment for District 35 N through November 2025

			Status		Membership					Reports					Finance	LCIF
Club Number	Club Name	Charter Date	Times in Status Quo in Past 2 Years	Current Member Count **	YTD Members Added	YTD Members Dropped	YTD Net Growth% ***	Member Count 1 Year Ago	Dropped Members Avg.Length of Service	Months Since Membership Update	Current Officers Reported ****	Current President Repeated Term	VP Reported *****	Last Date Reported Service (mm/yyyy)	Account Balance	YTD Donations

* - P - Priority Club. Cancellation Reasons: 1-Objectives/conduct, 2-Non-active club, 5-Non-existing club, 6-Disbanding, 7-Merger, 8-Financial Suspension, 9-District/Multiple District Dues.

** Red denotes below 15 active members.

*** Red denotes 20% + loss.

**** Y - all 3 (President, Secretary, Treasurer) club officers reported, N - not all 3 reported.

***** Abbreviation: N-New, IP-Immediate Past, R-Repeat.



Club Health Assessment for District 36 O through November 2025

			Status	Membership					Reports					Finance	LCIF	
Club Number	Club Name	Charter Date	Times in Status Quo in Past 2 Years	Current Member Count **	YTD Members Added	YTD Members Dropped	YTD Net Growth% ***	Member Count 1 Year Ago	Dropped Members Avg.Length of Service	Months Since Membership Update	Current Officers Reported ****	Current President Repeated Term	VP Reported *****	Last Date Reported Service (mm/yyyy)	Account Balance	YTD Donations
Clubs more than two years old																
12779	ASTORIA	02/16/1942	Active	22	4	0	22.22%	20		1	Y	7	N	10/2025		\$1,000.00
	Exc Award (06/30/2018, 06/30/2022, 06/30/2023)															
39408	BEAVERCREEK	02/12/1981	Active	18	0	0	0.00%	15		3	Y	4	N	05/2019		
12781	BEAVERTON	01/16/1951	Active	22	2	1	4.76%	20	16	0	Y		N	08/2025		\$100.00
12784	CARLTON YAMHILL L C	02/22/1965	Active	11	3	3	0.00%	10	25	3	Y			11/2025		
42651	CLOVERDALE NESTUCCA VALLEY	05/06/1983	Active	16	1	1	0.00%	18	9	3	Y		N	07/2024		
12789	FOREST GROVE	10/15/1946	Active	27	0	0	0.00%	28		5	Y	2	R	11/2025		
12790	GARIBALDI	12/07/1953	Cancelled(6*)	0	0	1	-100.00%	4	31	7	N	None		02/2024		
38442	GRESHAM BREAKFAST	05/06/1980	Active	40	1	1	0.00%	42	11	0	N		N	09/2025	90+ Days	
49194	GRESHAM SUPPER	02/07/1989	Active	8	0	1	-11.11%	10	2	3	Y	12		11/2025		
12793	HILLSBORO	08/25/1938	Active	6	0	0	0.00%	7		6	Y	14		06/2025		
12794	KING CITY	02/22/1967	Active	26	4	3	4.00%	26	5	1	Y		N	06/2025	90+ Days	
12796	LAKE OSWEGO	10/16/1946	Active	40	2	5	-6.98%	45	9	1	Y		N	10/2025		
	Exc Award (06/30/2023)															
12797	MC MINNVILLE	04/10/1940	Active	46	2	3	-2.13%	45	25	0	Y		N	09/2025	90+ Days	\$100.00
12799	MILWAUKIE	10/28/1948	Active	23	0	1	-4.17%	24	8	0	Y		N	11/2025		\$5,040.00
	Exc Award (06/30/2018, 06/30/2024)															
12800	MOUNT HOOD	05/11/1951	Active	108	6	1	4.85%	116	10	1	Y	2	N	11/2025		
103480	OREGON CITY	08/22/2008	Status Quo(1)	7	0	0	0.00%	7		5	N	None		10/2022	90+ Days	
12806	PORTLAND BENTHAM	02/03/1954	Active	17	2	0	13.33%	15		0	Y			06/2025		\$150.00
12808	PORTLAND COLUMBIA	11/02/1949	Active	11	0	0	0.00%	11		5	Y			07/2024		
12805	PORTLAND DOWNTOWN	12/02/1921	Active	14	0	7	-33.33%	22	22	2	N	2		10/2025		\$6,500.00
12811	PORTLAND HOLLYWOOD	09/12/1928	Active	34	0	0	0.00%	33		1	Y		N	09/2025		\$1,070.00
123158	Portland Legacy	09/25/2014	Cancelled(6*)	0	0	0	0.00%	8		5	N	None		09/2024		
12813	PORTLAND LLOYD	03/03/1960	Active	12	0	0	0.00%	10		1	Y		R	03/2024		\$50.00
67584	PORTLAND OAKS BOTTOM	03/27/2003	Active	18	0	0	0.00%	19		4	Y		N	05/2025		
12821	ROCKAWAY	09/12/1955	Active	37	2	4	-5.13%	35	8	1	Y		N	05/2025	90+ Days	



Club Health Assessment for District 36 O through November 2025

INTERNATIONAL

			Status	Membership						Reports				Finance	LCIF	
Club Number	Club Name	Charter Date	Times in Status Quo in Past 2 Years	Current Member Count **	YTD Members Added	YTD Members Dropped	YTD Net Growth% ***	Member Count 1 Year Ago	Dropped Members Avg.Length of Service	Months Since Membership Update	Current Officers Reported ****	Current President Repeated Term	VP Reported *****	Last Date Reported Service (mm/yyyy)	Account Balance	YTD Donations
106859	SANDY	11/11/2009	Active	10	0	1	-9.09%	11	4	1	Y	8	R	10/2025	90+ Days	\$817.00
12822	ST HELENS	10/10/1955	Active	22	0	0	0.00%	24		5	Y		N	11/2025		
153148	Tillamook	05/02/2023	Active	33	5	2	10.00%	29	0	1	Y	4	R	11/2025		
12828	TUALATIN	03/06/1973	Active	11	0	0	0.00%	13		7	Y	9		10/2025		
12829	VERNONIA	11/05/1946	Active	34	0	0	0.00%	32		6	Y		N	12/2024		
12830	WEST LINN	04/28/1953	Active	50	1	3	-3.85%	52	2	3	Y			06/2025		
12832	WILSONVILLE	04/17/1969	Active	8	1	0	14.29%	7		5	Y	3		02/2025		

Clubs Cancelled Previous Fiscal Year – Clubs Cancelled within last 12 months may be reinstated

Club Number	Club Name	Charter Date	Current Status*	Cancellation Date
52596	PORTLAND METRO	03/02/1992	Cancelled(8*)	12/30/2024

Current Total Clubs Count	YTD New Clubs Count	YTD Cancelled Clubs Count	YTD Net Club Gain	Current Total Members Count	YTD Add	YTD Drop	YTD Net Growth	YTD Net Growth %	Member Count 12 Months Ago	Average Member Count Per Club	% of Clubs with less than 20 members	% No Officer Report in 12 Months	% of Clubs with balance 90+ days	Number of Clubs in Status Quo	% Status Quo Clubs in Financial Suspension	Number of Cancelled Clubs	Average Cancelled Club Age	Members Lost Due to Cancellation	% of Clubs Cancelled for Non-Financial Reasons
29	0	2	-2	731	36	38	-2	-0.27%	758	25	48%	0%	21%	1	100%	2	58	1	50%

* - P - Priority Club. Cancellation Reasons: 1-Objectives/conduct, 2-Non-active club, 5-Non-existing club, 6-Disbanding, 7-Merger, 8-Financial Suspension, 9-District/Multiple District Dues.
** Red denotes below 15 active members.
*** Red denotes 20% + loss.
**** Y - all 3 (President, Secretary, Treasurer) club officers reported, N - not all 3 reported.
***** Abbreviation: N-New, IP-Immediate Past, R-Repeat.



Club Health Assessment for District 36 R through November 2025

			Status	Membership						Reports				Finance	LCIF	
Club Number	Club Name	Charter Date	Times in Status Quo in Past 2 Years	Current Member Count **	YTD Members Added	YTD Members Dropped	YTD Net Growth% ***	Member Count 1 Year Ago	Dropped Members Avg.Length of Service	Months Since Membership Update	Current Officers Reported ****	Current President Repeated Term	VP Reported *****	Last Date Reported Service (mm/yyyy)	Account Balance	YTD Donations
Clubs more than two years old																
12835	ALBANY EAST	09/27/1951	Active	41	0	0	0.00%	42		3	Y		N	11/2025	90+ Days	\$1,050.00
36571	ALVADORE-FRANKLIN L C	02/27/1979	Active	9	0	0	0.00%	9		5	N	5		01/2025		
12836	CENTRAL	09/02/1938	Active	39	3	3	0.00%	44	25	0	Y			07/2025		\$210.00
107930	CENTRAL LINN	04/15/2010	Active	22	0	0	0.00%	22		10	Y	10	N	01/2025		
	Exc Award (06/30/2018)															
12839	CORVALLIS	02/25/1925	Active	24	2	3	-4.00%	24	15	0	N		R	10/2025		
12840	COTTAGE GROVE	03/13/1924	Active	39	1	2	-2.50%	38	30	1	Y		N	08/2025		
68911	DALLAS	06/10/2003	Active	4	0	0	0.00%	4		4	N			11/2023		
12843	ELKTON	02/14/1951	Active	7	0	0	0.00%	6		9	Y	9	N	11/2025		
12845	EUGENE BETHEL	02/23/1955	Active	20	1	1	0.00%	20	3	3	Y		N	05/2025		
12844	EUGENE DOWNTOWN	02/20/1924	Active	57	3	0	5.56%	56		1	Y			07/2025		\$170.00
	Exc Award (06/30/2023)															
12848	FLORENCE SIUSLAW	10/26/1948	Active	16	0	1	-5.88%	15	2	1	Y		IP	11/2025		\$200.00
12849	GARDINER REEDSPORT	04/19/1940	Active	39	7	2	14.71%	29	2	0	Y	4	R	01/2025		
	Exc Award (06/30/2023)															
106694	JEFFERSON	09/28/2009	Active	4	0	0	0.00%	5		6	Y	3		03/2025		
	Exc Award (06/30/2017)															
12851	JUNCTION CITY	02/02/1929	Active	87	2	5	-3.33%	59	8	0	Y		N	10/2025		
	Exc Award (06/30/2018, 06/30/2025)															
12852	KEIZER	09/15/1950	Status Quo(1)	13	0	0	0.00%	14		6	Y	2	R	04/2024	90+ Days	
30507	LAKESIDE	04/08/1975	Active	8	0	0	0.00%	6		10	Y			07/2025		
12854	MAPLETON	03/29/1950	Active	18	0	0	0.00%	22		7	Y			05/2024		
12856	MILL CITY	12/11/1947	Active	17	1	0	6.25%	16		1	Y	8	R	10/2025		
68846	MOHAWK VALLEY	05/06/2003	Active	25	0	0	0.00%	27		9	Y		R	07/2025		
39151	MOUNT ANGEL	12/19/1980	Active	5	0	1	-16.67%	7	3	2	N	3	N	06/2024		
12858	NEWPORT	04/20/1929	Active	16	0	0	0.00%	20		5	Y	2	R	09/2025		
	Exc Award (06/30/2024)															
12861	PHILOMATH	01/13/1948	Active	15	0	0	0.00%	13		5	Y		N	06/2024		
	Exc Award (06/30/2018)															



Club Health Assessment for District 36 R through November 2025

			Status	Membership						Reports				Finance	LCIF	
Club Number	Club Name	Charter Date	Times in Status Quo in Past 2 Years	Current Member Count **	YTD Members Added	YTD Members Dropped	YTD Net Growth% ***	Member Count 1 Year Ago	Dropped Members Avg.Length of Service	Months Since Membership Update	Current Officers Reported ****	Current President Repeated Term	VP Reported *****	Last Date Reported Service (mm/yyyy)	Account Balance	YTD Donations
12864	SALEM DOWNTOWN	05/26/1922	Active	8	0	0	0.00%	8		5	Y			06/2024	90+ Days	\$100.00
12875	SALEM WEST	03/04/1942	Active	13	0	0	0.00%	14		5	Y	12		11/2025		
	Exc Award (06/30/2018)															
12868	SILVERTON	09/27/1938	Active	21	1	2	-4.55%	23	8	1	Y		R	11/2025		
12866	SOUTH SALEM	02/28/1951	Active	9	0	1	-10.00%	11	9	4	Y			12/2024		
	Exc Award (06/30/2018)															
12869	SPRINGFIELD	10/10/1950	Active	29	1	0	3.57%	28		3	Y		N	06/2025		
	Exc Award (06/30/2018)															
12871	STAYTON	09/01/1938	Active	8	0	0	0.00%	9		5	Y		N	06/2025		
	Exc Award (06/30/2023)															
54479	WALDPORT	05/17/1993	Active	16	2	1	6.67%	15	37	0	Y	2	R	10/2025		
83004	WOODBURN	06/30/2004	Active	11	1	0	10.00%	10		0	Y	18		11/2023		
12876	YACHATS	07/20/1950	Active	39	5	0	14.71%	29		0	Y	3		11/2025		

Clubs Cancelled Previous Fiscal Year – Clubs Cancelled within last 12 months may be reinstated

Club Number	Club Name	Charter Date	Current Status*	Cancellation Date
12865	SALEM NORTH EAST	04/23/1940	Cancelled(6*)	06/29/2025

Current Total Clubs Count	YTD New Clubs Count	YTD Cancelled Clubs Count	YTD Net Club Gain	Current Total Members Count	YTD Add	YTD Drop	YTD Net Growth	YTD Net Growth %	Member Count 12 Months Ago	Average Member Count Per Club	% of Clubs with less than 20 members	% No Officer Report in 12 Months	% of Clubs with balance 90+ days	Number of Clubs in Status Quo	% Status Quo Clubs in Financial Suspension	Number of Cancelled Clubs	Average Cancelled Club Age	Members Lost Due to Cancellation	% of Clubs Cancelled for Non-Financial Reasons
31	0	0	0	679	30	22	8	1.19%	645	22	58%	0%	10%	1	100%	0	0	0	0%

* - P - Priority Club. Cancellation Reasons: 1-Objectives/conduct, 2-Non-active club, 5-Non-existing club, 6-Disbanding, 7-Merger, 8-Financial Suspension, 9-District/Multiple District Dues.

** Red denotes below 15 active members.

*** Red denotes 20% + loss.

**** Y - all 3 (President, Secretary, Treasurer) club officers reported, N - not all 3 reported.

***** Abbreviation: N-New, IP-Immediate Past, R-Repeat.



Club Health Assessment for District 36 E through November 2025

			Status	Membership					Reports				Finance	LCIF		
Club Number	Club Name	Charter Date	Times in Status Quo in Past 2 Years	Current Member Count **	YTD Members Added	YTD Members Dropped	YTD Net Growth***	Member Count 1 Year Ago	Dropped Members Avg.Length of Service	Months Since Membership Update	Current Officers Reported ****	Current President Repeated Term	VP Reported *****	Last Date Reported Service (mm/yyyy)	Account Balance	YTD Donations
Clubs more than two years old																
30436	APPLEGATE	03/26/1975	Active	14	0	0	0.00%	13		0	Y	2	R	05/2017		
12879	ASHLAND	09/13/1938	Active	28	4	0	16.67%	24		0	Y		IP	10/2025		
	Exc Award (06/30/2024)															
12880	BANDON	08/14/1951	Active	11	1	0	10.00%	10		3	Y		N	06/2025		
34833	BONANZA	12/21/1977	Active	22	0	1	-4.35%	28	7	0	N			02/2020		
12881	BROOKINGS HARBOR	01/10/1953	Active	13	3	5	-13.33%	14	5	1	Y		R	10/2025		
12883	CANYONVILLE	03/24/1948	Active(1)	9	0	2	-18.18%	11	1	1	Y	2	R	08/2025		
	Exc Award (06/30/2018)															
12885	COOS BAY	04/06/1931	Active	39	2	6	-9.30%	43	16	4	Y		N	04/2025		
12886	COQUILLE	06/25/1925	Active	10	0	0	0.00%	10		15	N	None		11/2014		
99187	CRESCENT CITY	04/25/2007	Active	12	1	0	9.09%	12		5	Y		IP	08/2024		
12878	DORRIS	07/18/1946	Active	53	1	0	1.92%	47		2	Y		R	06/2023		
12887	EAGLE POINT	12/16/1951	Active	12	0	0	0.00%	13		4	Y		N	12/2024		
54432	GOLD BEACH	05/06/1993	Active	15	0	0	0.00%	15		15	N	None		08/2021		
12891	GRANTS PASS	01/18/1928	Active	11	1	1	0.00%	9	1	1	Y		IP	10/2025		\$40.00
12893	ILLINOIS VALLEY	02/27/1948	Active	25	0	0	0.00%	24		1	N			02/2019		
35732	KENO	06/12/1978	Active	16	0	0	0.00%	19		0	Y		N	10/2019		
12895	KLAMATH FALLS	10/14/1926	Active	19	0	0	0.00%	22		6	Y	2	N	11/2025		\$50.00
12897	LAKEVIEW	04/03/1942	Active	10	1	3	-16.67%	15	6	2	N	None		06/2019		
12898	LANGLOIS	06/15/1964	Active	13	2	0	18.18%	11		4	N	None	N	08/2025		
12899	MEDFORD HOST	04/07/1925	Active(1)	10	0	0	0.00%	10		23	Y	8		06/2025		
12902	MERRILL	04/07/1948	Active(1)	40	2	1	2.56%	41	19	0	Y	2	N	10/2022		
12903	MYRTLE CREEK	03/18/1948	Active	19	0	4	-17.39%	28	13	0	Y	7	R	07/2025		\$50.00
	Exc Award (06/30/2023)															
12904	MYRTLE POINT	10/05/1928	Active(1)	3	0	0	0.00%	3		23	N	None		03/2025		
12909	POWERS	01/30/1942	Active	42	0	0	0.00%	39		5	N	2		07/2024	90+ Days	
12910	PROSPECT	04/26/1948	Active	17	0	0	0.00%	10		2	Y	7	N	04/2024		\$500.00



Club Health Assessment for District 36 E through November 2025

INTERNATIONAL

						Status				Membership					Reports				Finance		LCIF
						Times in Status Quo in Past 2 Years	Current Member Count **	YTD Members Added	YTD Members Dropped	YTD Net Growth***	Member Count 1 Year Ago	Dropped Members Avg.Length of Service	Months Since Membership Update	Current Officers Reported ****	Current President Repeated Term	VP Reported *****	Last Date Reported Service (mm/yyyy)	Account Balance	YTD Donations		
Club Number	Club Name	Charter Date																			
12911	RIDDLE	03/23/1948	Active	5	0	0	0.00%	5		17	N	None		03/2024							
12894	ROGUE VALLEY	03/16/1948	Active	37	9	0	32.14%	26		0	Y	4	R	11/2022							
12913	ROSEBURG	10/12/1928	Active	27	0	4	-12.90%	32	7	3	Y		N	01/2025							
30354	SILVER LAKE	03/06/1975	Active(1)	3	0	0	0.00%	3		18	Y	4	R	11/2014							
12917	SUTHERLIN	11/22/1946	Active	37	6	0	19.35%	34		0	Y		N	10/2025							
Current Total Clubs Count	YTD New Clubs Count	YTD Cancelled Clubs Count	YTD Net Club Gain	Current Total Members Count	YTD Add	YTD Drop	YTD Net Growth	YTD Net Growth %	Member Count 12 Months Ago	Average Member Count Per Club	% of Clubs with less than 20 members	% No Officer Report in 12 Months	% of Clubs with balance 90+ days	Number of Clubs in Status Quo	% Status Quo Clubs in Financial Suspension	Number of Cancelled Clubs	Average Cancelled Club Age	Members Lost Due to Cancellation	% of Clubs Cancelled for Non-Financial Reasons		
29	0	0	0	572	33	27	6	1.06%	571	20	66%	10%	3%	0	0%	0	0	0	0%		

* - P - Priority Club. Cancellation Reasons: 1-Objectives/conduct, 2-Non-active club, 5-Non-existing club, 6-Disbanding, 7-Merger, 8-Financial Suspension, 9-District/Multiple District Dues.

** Red denotes below 15 active members.

*** Red denotes 20% + loss.

**** Y - all 3 (President, Secretary, Treasurer) club officers reported, N - not all 3 reported.

***** Abbreviation: N-New, IP-Immediate Past, R-Repeat.



Club Health Assessment for District 36 G through November 2025

			Status	Membership					Reports				Finance	LCIF		
Club Number	Club Name	Charter Date	Times in Status Quo in Past 2 Years	Current Member Count **	YTD Members Added	YTD Members Dropped	YTD Net Growth% ***	Member Count 1 Year Ago	Dropped Members Avg.Length of Service	Months Since Membership Update	Current Officers Reported ****	Current President Repeated Term	VP Reported *****	Last Date Reported Service (mm/yyyy)	Account Balance	YTD Donations
Clubs more than two years old																
107753	ARLINGTON	03/05/2010	Active(1)	14	2	0	16.67%	15		0	Y		R	12/2020		
12920	BAKER CITY	08/29/1929	Active	38	0	0	0.00%	38		8	N	None		04/2019		
12921	BEND/SUNRISE	11/05/1926	Active	6	0	0	0.00%	8		10	Y	5		05/2025		
12924	BURNS	03/27/1942	Active	23	0	2	-8.00%	26	17	3	Y	2	N	11/2025		
37320	CROOKED RIVER RANCH L C	06/28/1979	Active	66	2	2	0.00%	77	18	0	Y		R	10/2025		\$2,500.00
59567	ELGIN	05/23/1997	Active	46	2	1	2.22%	49	3	3	Y	3	R	07/2025	90+ Days	\$65.00
12927	ENTERPRISE-JOSEPH L C	09/09/1929	Active	47	3	0	6.82%	44		0	Y	14	R	09/2025		
12928	HALFWAY	12/08/1965	Active	21	0	0	0.00%	26		3	Y	2	N	03/2017		
29114	HEPPNER	04/04/1974	Active	14	0	0	0.00%	16		9	N	None		03/2011		
12929	HERMISTON	11/27/1972	Active	30	0	0	0.00%	29		5	Y	7		11/2019		
12930	HOOD RIVER	08/09/1938	Active	51	2	3	-1.92%	53	7	1	Y		R	10/2025		
31438	HOOD RIVER EYE OPENERS	12/29/1975	Active	17	1	0	6.25%	13		4	Y	3	N	12/2019		
12931	HUNTINGTON	11/09/1948	Active(1)	5	0	0	0.00%	7		5	Y	3		02/2017		
12934	ISLAND CITY	01/14/1974	Cancelled(6*)	0	0	0	0.00%	10		5	N	None		06/2019		
12935	JORDAN VALLEY	10/13/1970	Active	15	1	1	0.00%	14	55	4	Y	4	R	02/2018		
12936	LA GRANDE	05/02/1929	Active(1)	28	1	2	-3.45%	31	5	1	Y		N	02/2018		
82431	LA PINE	05/24/2004	Active	23	4	9	-17.86%	30	3	0	N			07/2025		
Exc Award (06/30/2018)																
12938	MADRAS	01/30/1970	Active	11	0	0	0.00%	11		16	N		N	06/2024		
30172	MITCHELL	01/27/1975	Cancelled(6*)	0	0	10	-100.00%	10	18	2	N	None		09/2022	90+ Days	
12942	PENDLETON	04/21/1950	Active	28	1	5	-12.50%	31	10	0	Y		N	06/2025	90+ Days	\$475.00
12945	PRINEVILLE	09/20/1938	Active	10	1	0	11.11%	11		4	N	None		06/2025		
12949	THE DALLES	11/15/1926	Active	79	5	0	6.76%	81		1	Y		N	10/2025		
Exc Award (06/30/2017, 06/30/2018)																
65248	THREE SISTERS	04/23/2002	Active	11	0	0	0.00%	11		17	Y	2		10/2025		
12950	UNION	01/15/1974	Active	14	0	0	0.00%	14		12	N	None		12/2018		



Club Health Assessment for District 36 G through November 2025

						Status		Membership					Reports				Finance		LCIF
						Times in Status Quo in Past 2 Years		Current Member Count **	YTD Members Added	YTD Members Dropped	YTD Net Growth***	Member Count 1 Year Ago	Dropped Members Avg.Length of Service	Months Since Membership Update	Current Officers Reported ****	Current President Repeated Term	VP Reported *****	Last Date Reported Service (mm/yyyy)	Account Balance
Club Number	Club Name		Charter Date																
Current Total Clubs Count	YTD New Clubs Count	YTD Cancelled Clubs Count	YTD Net Club Gain	Current Total Members Count	YTD Add	YTD Drop	YTD Net Growth	Member Count 12 Months Ago	Average Member Count Per Club	% of Clubs with less than 20 members	% No Officer Report in 12 Months	% of Clubs with balance 90+ days	Number of Clubs in Status Quo	% Status Quo Clubs in Financial Suspension	Number of Cancelled Clubs	Average Cancelled Club Age	Members Lost Due to Cancellation	% of Clubs Cancelled for Non-Financial Reasons	
22	0	2	-2	597	25	35	-10	-1.65%	655	27	45%	9%	9%	0	0%	2	51	10	100%

* - P - Priority Club. Cancellation Reasons: 1-Objectives/conduct, 2-Non-active club, 5-Non-existing club, 6-Disbanding, 7-Merger, 8-Financial Suspension, 9-District/Multiple District Dues.

** Red denotes below 15 active members.

*** Red denotes 20% + loss.

**** Y - all 3 (President, Secretary, Treasurer) club officers reported, N - not all 3 reported.

***** Abbreviation: N-New, IP-Immediate Past, R-Repeat.




Club Health Assessment for District 38 L through November 2025

			Status	Membership						Reports				Finance		LCIF
Club Number	Club Name	Charter Date	Times in Status Quo in Past 2 Years	Current Member Count **	YTD Members Added	YTD Members Dropped	YTD Net Growth% ***	Member Count 1 Year Ago	Dropped Members Avg.Length of Service	Months Since Membership Update	Current Officers Reported ****	Current President Repeated Term	VP Reported *****	Last Date Reported Service (mm/yyyy)	Account Balance	YTD Donations
Clubs more than two years old																
13239	ALLIANCE	04/26/1961	Active	14	0	2	-12.50%	16	22	1	Y	4		11/2018		
13346	BEAVER CITY	04/18/1968	Active	25	0	1	-3.85%	26	32	3	Y	3	R	05/2019		
31255	BENKELMAN	10/20/1975	Active	14	0	0	0.00%	17		6	Y	4	N	07/2018		\$7,970.00
13242	BRADY	09/15/1953	Active(1)	4	0	0	0.00%	4		32	Y	11		05/2022		
13243	BRIDGEPORT	09/22/1922	Active	22	0	0	0.00%	21		7	Y	9	R	03/2021		
13244	BRULE	03/01/1950	Active	14	0	0	0.00%	16		5	Y		N	05/2019		
13245	BUSHNELL	04/25/1946	Active	11	0	0	0.00%	14		6	Y		N			\$20.00
13348	CAMBRIDGE	06/14/1948	Active	37	1	2	-2.63%	39	5	1	Y		R	09/2025		\$210.00
Exc Award (06/30/2022)																
13246	CHADRON	10/24/1950	Active	28	2	0	7.69%	24		0	Y		N	04/2024		\$966.00
13247	CHAPPELL	01/19/1956	Active	5	0	1	-16.67%	8	2	8	Y	8		11/2021		
13353	ELWOOD	04/14/1964	Active	31	2	4	-6.06%	38	14	3	Y	2	N	05/2020		\$200.00
13354	EUSTIS	06/12/1951	Active	68	2	1	1.49%	66	9	2	Y	2	N	12/2023		
13355	FARNAM	04/25/1941	Active	19	0	0	0.00%	19		6	Y		R	02/2020		\$5.00
13252	GORDON	09/27/1972	Active	27	0	0	0.00%	30		8	Y		N	10/2025		\$5.00
13360	GOTHENBURG	08/21/1942	Active	18	5	3	12.50%	13	14	0	Y	3		04/2021		
13362	GRANT	01/14/1947	Active	21	0	0	0.00%	21		6	Y		N	02/2025		
Exc Award (06/30/2018)																
13253	GURLEY	06/02/1960	Active	20	1	0	5.26%	19		2	Y		N	01/2022		
13257	HERSHEY	10/16/1963	Active	14	0	1	-6.67%	15	62	4	N	9		06/2025		
108397	HITCHCOCK COUNTY	05/19/2010	Active(1)	16	0	1	-5.88%	17	1	0	Y			08/2025		\$200.00
13369	HOLBROOK	12/16/1970	Active	33	0	1	-2.94%	30	7	4	Y		N	07/2025		
77826	HYANNIS	11/20/2003	Active	11	0	0	0.00%	12		9	Y		IP	04/2025	90+ Days	\$1,665.00
13373	IMPERIAL	11/03/1931	Active	20	1	0	5.26%	22		4	Y		N	03/2025	90+ Days	\$35.00
13258	KIMBALL	09/03/1920	Active	6	0	0	0.00%	6		28	Y	11		05/2019		
13378	LEXINGTON	02/13/1950	Active	34	3	0	9.68%	33		3	Y	2	R	10/2025	90+ Days	\$2,050.00
Exc Award (06/30/2018)																



Club Health Assessment for District 38 L through November 2025

				Status						Membership					Reports				Finance		LCIF
Club Number	Club Name	Charter Date	Times in Status Quo in Past 2 Years	Current Member Count **	YTD Members Added	YTD Members Dropped	YTD Net Growth% ***	Member Count 1 Year Ago	Dropped Members Avg.Length of Service	Months Since Membership Update	Current Officers Reported ****	Current President Repeated Term	VP Reported *****	Last Date Reported Service (mm/yyyy)	Account Balance	YTD Donations					
13260	LODGEPOLE	09/28/1953	Active	8	0	0	0.00%	8		13	Y		N	04/2023	90+ Days	\$10.00					
13381	MAYWOOD	01/07/1948	Active	11	0	0	0.00%	12		6	Y	9	R	02/2024							
13382	MC COOK	05/25/1948	Active(1)	7	0	0	0.00%	7		9	Y	2									
126613	Mullen	01/28/2016	Active	7	0	0	0.00%	7		19	Y	9		08/2021							
13265	OGALLALA	09/30/1936	Active	9	0	0	0.00%	11		7	Y	14		08/2018							
13266	OSHKOSH	09/30/1953	Active	15	1	0	7.14%	14		4	Y	9	R	03/2024							
13267	PAXTON	03/24/1941	Active	11	0	0	0.00%	11		6	Y	4	R	11/2015							
13268	POTTER	03/15/1945	Active	24	0	1	-4.00%	25	47	2	Y	15	R								
13269	SCOTTSBLUFF-GERING	03/15/1921	Active	26	1	0	4.00%	25		0	Y		N	03/2020							
13271	SUTHERLAND	11/29/1950	Active	11	0	0	0.00%	10		6	Y		R	01/2025							
13394	VENANGO	01/22/1948	Active	17	0	2	-10.53%	19	2	2	Y	3	R	11/2025	90+ Days	\$250.00					
62207	WALLACE	06/28/1999	Active	29	0	0	0.00%	28		8	Y		N	11/2025							
Exc Award (06/30/2018)																					
61975	WAUNETA-PALISADE FRENCHMAN VAL	05/25/1999	Status Quo(1)	11	0	0	0.00%	11		16	Y	2		01/2014	90+ Days						
Current Total Clubs Count	YTD New Clubs Count	YTD Cancelled Clubs Count	YTD Net Club Gain	Current Total Members Count	YTD Add	YTD Drop	YTD Net Growth	YTD Net Growth %	Member Count 12 Months Ago	Average Member Count Per Club	% of Clubs with less than 20 members	% No Officer Report in 12 Months	% of Clubs with balance 90+ days	Number of Clubs in Status Quo	% Status Quo Clubs in Financial Suspension	Number of Cancelled Clubs	Average Cancelled Club Age	Members Lost Due to Cancellation	% of Clubs Cancelled for Non-Financial Reasons		
37	0	0	0	698	19	20	-1	-0.14%	714	19	59%	0%	16%	1	100%	0	0	0	0%		

* - P - Priority Club. Cancellation Reasons: 1-Objectives/conduct, 2-Non-active club, 5-Non-existing club, 6-Disbanding, 7-Merger, 8-Financial Suspension, 9-District/Multiple District Dues.

** Red denotes below 15 active members.

*** Red denotes 20% + loss.

**** Y - all 3 (President, Secretary, Treasurer) club officers reported, N - not all 3 reported.

***** Abbreviation: N-New, IP-Immediate Past, R-Repeat.



Club Health Assessment for District 38 I through November 2025

			Status	Membership					Reports				Finance	LCIF		
Club Number	Club Name	Charter Date	Times in Status Quo in Past 2 Years	Current Member Count **	YTD Members Added	YTD Members Dropped	YTD Net Growth% ***	Member Count 1 Year Ago	Dropped Members Avg.Length of Service	Months Since Membership Update	Current Officers Reported ****	Current President Repeated Term	VP Reported *****	Last Date Reported Service (mm/yyyy)	Account Balance	YTD Donations
Clubs more than two years old																
13272	AINSWORTH	10/16/1952	Active	36	0	0	0.00%	37		4	Y		N	05/2025		
13342	AMHERST	05/10/1965	Active	18	0	0	0.00%	17		1	Y		N	08/2025		
13273	ATKINSON	09/07/1967	Active	44	0	1	-2.22%	45	6	3	Y	2	R	05/2025		
13274	BARTLETT	12/02/1965	Active	35	0	0	0.00%	40		2	Y	3	R	08/2025		
Exc Award (06/30/2017)																
108309	BERTRAND	05/12/2010	Active(1)	6	0	0	0.00%	6		4	Y	9	R	06/2025		
13278	BROKEN BOW	05/04/1954	Active	38	0	3	-7.32%	40	9	2	Y	4	R	09/2025		\$1,000.00
134320	Burwell Area	05/04/2018	Active	21	0	0	0.00%	19		1	Y			10/2025		\$50.00
33269	CLAY CENTER	01/27/1977	Active	15	0	0	0.00%	15		7	Y	2	R	11/2025		\$500.00
13407	EDGAR	09/11/1931	Active	28	0	0	0.00%	29		9	Y		N	01/2019		\$365.00
13352	ELM CREEK	10/18/1966	Active	13	0	0	0.00%	15		10	Y	13	R	11/2021		
13361	GRAND ISLAND	04/01/1941	Active	7	0	0	0.00%	7		14	Y	3		07/2021		
13415	HARVARD	03/22/1963	Active	16	0	1	-5.88%	19	14	1	Y			04/2023		
13364	HASTINGS	08/11/1921	Active	4	0	0	0.00%	4		6	Y	6		04/2018		
13365	HASTINGS EVENING	08/03/1966	Active	27	0	0	0.00%	27		0	Y		N	10/2024		\$750.00
13367	HEARTWELL	03/27/1972	Active	11	0	0	0.00%	11		18	Y	15		12/2023		
13368	HILDRETH	10/11/1948	Active	26	1	0	4.00%	20		2	Y		N	07/2022		
13370	HOLDREGE	10/21/1948	Active	21	0	3	-12.50%	23	18	1	Y		N	10/2025		
13374	KEARNEY	02/12/1941	Active	20	2	0	11.11%	18		2	Y		IP	07/2025		
13380	MACON	08/14/1973	Active	36	0	0	0.00%	36		6	Y	4	R	04/2015		
13384	MINDEN	07/13/1948	Active	15	0	0	0.00%	15		8	Y	4	R	04/2019		
13300	NORTH LOUP	01/03/1946	Active	34	0	0	0.00%	34		6	Y			03/2023		
13302	ONEILL	01/31/1957	Active	24	0	1	-4.00%	27	14	0	Y	2		05/2023		
13424	ONG	04/11/1972	Active	4	0	0	0.00%	4		21	Y	9		08/2022		
13385	ORLEANS	06/16/1967	Active	16	0	0	0.00%	16		6	Y	2		06/2023		
13387	PLEASANTON	10/13/1966	Active	14	0	1	-6.67%	13	25	4	Y	2	R	12/2024		\$1,000.00
13388	RAVENNA	12/29/1948	Active	62	3	1	3.33%	45	10	1	Y			06/2025		



Club Health Assessment for District 38 I through November 2025

Club Number Club Name		Charter Date	Status		Membership						Reports				Finance		LCIF	
			Times in Status Quo in Past 2 Years	Current Member Count **	YTD Members Added	YTD Members Dropped	YTD Net Growth% ***	Member Count 1 Year Ago	Dropped Members Avg.Length of Service	Months Since Membership Update	Current Officers Reported ****	Current President Repeated Term	VP Reported *****	Last Date Reported Service (mm/yyyy)	Account Balance	YTD Donations		
13389	RED CLOUD	01/21/1930	Active	34	0	1	-2.86%	34	21	1	Y	4	N	06/2025		\$250.00		
116837	SHELTON AREA	05/18/2012	Active	36	5	0	16.13%	36		3	Y	2	R	09/2021				
35687	SUTTON	05/26/1978	Active	15	0	1	-6.25%	14	17	2	Y	4	R	12/2021				
13311	TAYLOR	03/07/1967	Active	20	1	1	0.00%	20	50	3	Y	7	R	09/2024				
45775	VALENTINE	02/03/1986	Active(1)	5	0	0	0.00%	5		25	N	None		02/2024				
13395	WILCOX	05/18/1961	Active	33	0	0	0.00%	34		5	Y		IP	03/2021				
Current Total Clubs Count	YTD New Clubs Count	YTD Cancelled Clubs Count	YTD Net Club Gain	Current Total Members Count	YTD Add	YTD Drop	YTD Net Growth %	Member Count 12 Months Ago	Average Member Count Per Club	% of Clubs with less than 20 members	% No Officer Report in 12 Months	% of Clubs with balance 90+ days	Number of Clubs in Status Quo	% Status Quo Clubs in Financial Suspension	Number of Cancelled Clubs	Average Cancelled Club Age	Members Lost Due to Cancellation	% of Clubs Cancelled for Non-Financial Reasons
32	0	0	0	734	12	14	-2	-0.27%	725	23	44%	3%	0%	0	0%	0	0	0%

* - P - Priority Club. Cancellation Reasons: 1-Objectives/conduct, 2-Non-active club, 5-Non-existing club, 6-Disbanding, 7-Merger, 8-Financial Suspension, 9-District/Multiple District Dues.

** Red denotes below 15 active members.

*** Red denotes 20% + loss.

**** Y - all 3 (President, Secretary, Treasurer) club officers reported, N - not all 3 reported.

***** Abbreviation: N-New, IP-Immediate Past, R-Repeat.



Club Health Assessment for District 38 O through November 2025

			Status	Membership						Reports				Finance		LCIF
Club Number	Club Name	Charter Date	Times in Status Quo in Past 2 Years	Current Member Count **	YTD Members Added	YTD Members Dropped	YTD Net Growth% ***	Member Count 1 Year Ago	Dropped Members Avg.Length of Service	Months Since Membership Update	Current Officers Reported ****	Current President Repeated Term	VP Reported *****	Last Date Reported Service (mm/yyyy)	Account Balance	YTD Donations
Clubs less than two years old																
180959	West Point	03/10/2025	Active	30	6	0	25.00%	0		0	Y	2		11/2025		
Clubs more than two years old																
49475	ARLINGTON	05/05/1989	Active	13	1	0	8.33%	17		1	Y	3	N	11/2025		
13276	BATTLE CREEK	10/21/1947	Active	30	2	0	7.14%	31		1	Y		N	11/2025		\$100.00
Exc Award (06/30/2024)																
13313	BENNINGTON	06/17/1966	Active(2)	32	0	0	0.00%	32		12	Y	10	R	07/2025	90+ Days	
13314	BLAIR	07/29/1941	Active	29	1	5	-12.12%	37	21	0	Y			10/2025	90+ Days	
Exc Award (06/30/2023)																
13284	COLUMBUS NOON	04/26/1921	Active	38	0	2	-5.00%	40	36	4	Y		N	11/2025		\$2,938.00
Exc Award (07/30/2017)																
13317	ELKHORN	04/02/1965	Active(1)	9	0	1	-10.00%	11	23	2	Y	5		06/2025		\$150.00
57381	FREMONT JOHN C	09/28/1995	Active	12	0	1	-7.69%	13	12	3	Y	4		10/2025		
13292	GENOA	09/21/1936	Active	7	0	4	-36.36%	13	32	1	Y		N	07/2021		
13321	LAUREL	05/26/1952	Active	8	2	1	14.29%	10	6	0	N	None		12/2023		
13295	MEADOW GROVE-TILDEN	04/01/1963	Active	14	0	0	0.00%	15		6	Y			06/2025		
13298	NELIGH	02/04/1944	Active	6	0	0	0.00%	7		11	Y	4		04/2019		
30720	NEWMAN GROVE	05/14/1975	Active	8	0	0	0.00%	8		17	Y	16	R	09/2025		
13299	NORFOLK	06/14/1921	Active	81	7	11	-4.71%	80	21	1	Y		N	11/2025	90+ Days	\$2,000.00
Exc Award (06/30/2023)																
13326	OAKLAND	02/20/1952	Active	29	1	5	-12.12%	34	5	4	Y	11	R	01/2021		
38963	OMAHA SUNRISE	10/27/1980	Active	12	0	0	0.00%	12		1	Y	7		11/2025		
13329	OMAHA WESTSIDE	12/01/1969	Active	32	1	0	3.23%	30		4	Y		N	11/2025		\$100.00
13305	PIERCE	08/19/1969	Active	42	1	0	2.44%	41		2	Y		N	11/2025		
13332	SNYDER	10/22/1951	P- Active	0	0	3	-100.00%	3	22	4	N	None		02/2024		
13333	TEKAMAH	02/16/1922	Active	49	4	1	6.52%	50	7	1	Y	3	R	10/2025		\$1,145.00
Exc Award (06/30/2022)																
13336	WAHOO	05/05/1922	Active	30	0	0	0.00%	30		3	Y		N	10/2025		
13337	WAKEFIELD	01/27/1933	Active	11	0	0	0.00%	12		6	Y	8		08/2016		



Club Health Assessment for District 38 O through November 2025

				Status		Membership					Reports				Finance		LCIF		
Club Number	Club Name	Charter Date		Times in Status Quo in Past 2 Years	Current Member Count **	YTD Members Added	YTD Members Dropped	YTD Net Growth***	Member Count 1 Year Ago	Dropped Members Avg.Length of Service	Months Since Membership Update	Current Officers Reported ****	Current President Repeated Term	VP Reported *****	Last Date Reported Service (mm/yyyy)	Account Balance	YTD Donations		
13338	WAYNE	07/25/1961		Active	13	0	1	-7.14%	14	52	1	Y	3	R	08/2025				
13340	WISNER	12/19/1951		Active	61	0	1	-1.61%	62	45	2	Y	2		08/2016				
37575	WOODCLIFF	10/25/1979		Active	76	3	2	1.33%	88	14	0	Y			06/2024				
Current Total Clubs Count	YTD New Clubs Count	YTD Cancelled Clubs Count	YTD Net Club Gain	Current Total Members Count	YTD Add	YTD Drop	YTD Net Growth	YTD Net Growth %	Member Count 12 Months Ago	Average Member Count Per Club	% of Clubs with less than 20 members	% No Officer Report in 12 Months	% of Clubs with balance 90+ days	Number of Clubs in Status Quo	% Status Quo Clubs in Financial Suspension	Number of Cancelled Clubs	Average Cancelled Club Age	Members Lost Due to Cancellation	% of Clubs Cancelled for Non-Financial Reasons
25	0	0	0	672	29	38	-9	-1.32%	690	27	48%	0%	12%	0	0%	0	0	0	0%

* - P - Priority Club. Cancellation Reasons: 1-Objectives/conduct, 2-Non-active club, 5-Non-existing club, 6-Disbanding, 7-Merger, 8-Financial Suspension, 9-District/Multiple District Dues.

** Red denotes below 15 active members.

*** Red denotes 20% + loss.

**** Y - all 3 (President, Secretary, Treasurer) club officers reported, N - not all 3 reported.

***** Abbreviation: N-New, IP-Immediate Past, R-Repeat.



Club Health Assessment for District 38 N through November 2025

			Status	Membership						Reports				Finance	LCIF	
Club Number	Club Name	Charter Date	Times in Status Quo in Past 2 Years	Current Member Count **	YTD Members Added	YTD Members Dropped	YTD Net Growth% ***	Member Count 1 Year Ago	Dropped Members Avg.Length of Service	Months Since Membership Update	Current Officers Reported ****	Current President Repeated Term	VP Reported *****	Last Date Reported Service (mm/yyyy)	Account Balance	YTD Donations
Clubs more than two years old																
13399	AURORA	08/15/1941	Active	10	0	0	0.00%	11		11	Y	2	R	11/2025	90+ Days	
13400	BEATRICE	04/21/1942	Active	8	3	1	33.33%	8	5	0	Y		N	11/2025		\$250.00
31701	BELLEVUE	02/13/1976	Active	16	0	1	-5.88%	20	4	0	Y	11		02/2025		\$1,750.00
Exc Award (06/30/2023)																
13401	BYRON	05/11/1964	Active	26	0	0	0.00%	26		6	Y		N	09/2025	90+ Days	
13283	CLARKS	05/07/1942	Status Quo(1)	5	0	0	0.00%	8		5	Y	3		03/2024		
47411	COOK	06/15/1987	Active	11	0	0	0.00%	11		14	Y	12		07/2025		
13403	CRETE	08/21/1945	Active	9	0	0	0.00%	10		10	Y	6	R	02/2025		
13404	DAVENPORT	01/24/1947	Active	18	0	0	0.00%	19		11	Y	4	R	12/2024		\$200.00
44531	DESHLER	01/29/1985	Active	32	0	0	0.00%	32		13	Y	3		06/2024		
13410	FALLS CITY	10/08/1934	Active	24	0	0	0.00%	25		10	Y	3		09/2025		
13411	GENEVA	08/23/1944	Active	33	0	0	0.00%	34		5	Y		N	05/2025		
13412	GILTNER	04/12/1967	Active	15	0	0	0.00%	16		9	Y		N	10/2025		
82708	GRETNA	06/22/2004	Active	9	0	1	-10.00%	10	16	2	Y		N	10/2025		
13417	HEBRON	10/20/1939	Active	14	0	0	0.00%	16		8	Y		N	07/2025		
38046	HORDVILLE	02/14/1980	Active	12	0	0	0.00%	11		6	Y		N	08/2025		
13418	HUBBELL	05/27/1964	Active	23	0	0	0.00%	29		5	Y			09/2025		\$250.00
13419	HUMBOLDT	10/26/1961	Active	24	0	0	0.00%	19		3	Y	3	N	11/2025		\$200.00
107793	LINCOLN 21ST CENTURY	03/11/2010	Active	7	1	0	16.67%	7		3	Y	3	N	11/2025		\$500.00
13421	LINCOLN BETHANY	05/19/1938	Active	20	6	2	25.00%	16	15	1	Y		N	09/2025		\$1,016.92
47975	LINCOLN STAR CITY	12/28/1987	Active	31	0	1	-3.13%	38	1	1	Y		N	09/2025		\$7,012.37
Exc Award (06/30/2023)																
13323	MILLARD	11/07/1946	Active	34	0	0	0.00%	39		1	Y		N	11/2025		\$2,940.00
Exc Award (06/30/2024)																
110686	MILLARD NOON	04/04/2011	Active	0	0	10	-100.00%	10	9	0	N	None		03/2024		
13324	MURDOCK	08/18/1953	Active	12	0	0	0.00%	12		6	Y		N	06/2025		
32360	PAPILLION	06/11/1976	Active	127	1	1	0.00%	125	36	1	Y		N	11/2025		\$1,100.00
Exc Award (06/30/2017, 06/30/2024)																



Club Health Assessment for District 38 N through November 2025

			Status			Membership					Reports				Finance		LCIF		
Club Number	Club Name	Charter Date				Times in Status Quo in Past 2 Years	Current Member Count **	YTD Members Added	YTD Members Dropped	YTD Net Growth***	Member Count 1 Year Ago	Dropped Members Avg.Length of Service	Months Since Membership Update	Current Officers Reported ****	Current President Repeated Term	VP Reported *****	Last Date Reported Service (mm/yyyy)	Account Balance	YTD Donations
13330	PLATTSMOUTH	09/29/1952	Active	57	4	6	-3.39%	52	16	0	Y			R	10/2025		\$1,675.00		
75975	UTICA	06/30/2003	Active	19	0	0	0.00%	19		15	Y			N	08/2025				
13429	WILBER	11/19/1952	Active	17	1	2	-5.56%	18	44	0	Y			R	11/2025				
13430	YORK	06/28/1949	Active	20	1	1	0.00%	22	11	2	Y			N	10/2025				
Exc Award (06/30/2022)																			
Current Total Clubs Count	YTD New Clubs Count	YTD Cancelled Clubs Count	YTD Net Club Gain	Current Total Members Count	YTD Add	YTD Drop	YTD Net Growth	Member Count 12 Months Ago	Average Member Count Per Club	% of Clubs with less than 20 members	% No Officer Report in 12 Months	% of Clubs with balance 90+ days	Number of Clubs in Status Quo	% Status Quo Clubs in Financial Suspension	Number of Cancelled Clubs	Average Cancelled Club Age	Members Lost Due to Cancellation	% of Clubs Cancelled for Non-Financial Reasons	
28	0	0	0	633	17	26	-9	-1.40%	663	23	57%	0%	7%	1	100%	0	0	0	0%

* - P - Priority Club. Cancellation Reasons: 1-Objectives/conduct, 2-Non-active club, 5-Non-existing club, 6-Disbanding, 7-Merger, 8-Financial Suspension, 9-District/Multiple District Dues.

** Red denotes below 15 active members.

*** Red denotes 20% + loss.

**** Y - all 3 (President, Secretary, Treasurer) club officers reported, N - not all 3 reported.

***** Abbreviation: N-New, IP-Immediate Past, R-Repeat.



Club Health Assessment for District 39 W through November 2025

			Status	Membership						Reports				Finance		LCIF
Club Number	Club Name	Charter Date	Times in Status Quo in Past 2 Years	Current Member Count **	YTD Members Added	YTD Members Dropped	YTD Net Growth% ***	Member Count 1 Year Ago	Dropped Members Avg.Length of Service	Months Since Membership Update	Current Officers Reported ****	Current President Repeated Term	VP Reported *****	Last Date Reported Service (mm/yyyy)	Account Balance	YTD Donations
Clubs less than two years old																
179909	Valley Mountain	12/11/2024	Active	14	0	0	0.00%	0		5	Y	2		05/2025		
Clubs more than two years old																
13471	ADRIAN	11/19/1948	Active	13	1	0	8.33%	10		2	Y	3		07/2024		
13432	BOISE BENCH	05/28/1951	Active	95	12	1	13.10%	90	65	0	Y		N	11/2025		\$250.00
Exc Award (06/30/2022, 06/30/2023, 06/30/2024, 06/30/2025)																
13434	BOISE BOISE VISTA	03/12/1959	Active	25	0	0	0.00%	29		6	Y	2	R	11/2024		
13437	BURLEY	12/03/1938	Active	37	3	0	8.82%	31		2	Y		N	07/2023	90+ Days	
13438	CALDWELL	10/27/1930	Active	53	3	0	6.00%	56		1	Y		N	10/2025		\$100.00
Exc Award (06/30/2023, 06/30/2024)																
13440	COUNCIL	12/13/1960	Active	10	0	0	0.00%	11		6	Y	2	R	06/2025		\$40.00
13441	DECLO	10/22/1969	Active	50	0	0	0.00%	32		3	Y	2	R	05/2025		
56946	EAGLE 616	05/25/1995	Active	39	2	0	5.41%	42		3	Y			12/2023		
13443	EMMETT	10/11/1933	Active	42	0	5	-10.64%	39	3	1	Y			10/2025		\$100.00
Exc Award (06/30/2023, 06/30/2024)																
13446	GOODING	01/06/1941	Active	12	0	1	-7.69%	16	29	3	Y	2		08/2025		
13447	GRAND VIEW	10/16/1956	Active	8	0	0	0.00%	8		27	Y	3		05/2023		
36886	HOMEDALE	04/05/1979	Active	10	0	0	0.00%	10		8	Y	4	N			
13452	KUNA	03/06/1967	Active	24	2	3	-4.00%	26	15	2	Y		IP	11/2025		
Exc Award (06/30/2023)																
13454	MARSING	11/01/1960	Active	28	0	0	0.00%	28		4	Y		N	07/2022		
13456	MERIDIAN	09/20/1938	Active	40	2	5	-6.98%	39	3	0	Y	2		08/2025		\$1,900.00
13457	MIDVALE	03/15/1965	Active	10	0	3	-23.08%	13	3	1	Y	4	R	02/2023		
Exc Award (06/30/2018)																
13459	MOUNTAIN HOME	11/05/1969	Active	78	13	1	18.18%	72	1	1	Y		N	10/2025		\$390.00
Exc Award (06/30/2024)																
13460	NAMPA	01/15/1931	Active	29	0	5	-14.71%	31	9	0	Y		R	11/2025		
13473	ONTARIO	07/02/1942	Active	15	0	0	0.00%	15		14	Y	6	N	11/2025		



Club Health Assessment for District 39 W through November 2025

			Membership							Reports				Finance		LCIF		
Club Number	Club Name	Charter Date	Status	Current Member Count **	YTD Members Added	YTD Members Dropped	YTD Net Growth% ***	Member Count 1 Year Ago	Dropped Members Avg.Length of Service	Months Since Membership Update	Current Officers Reported ****	Current President Repeated Term	VP Reported *****	Last Date Reported Service (mm/yyyy)	Account Balance	YTD Donations		
			Times in Status Quo in Past 2 Years															
13462	PARMA	05/09/1949	Active	53	0	0	0.00%	54		5	N			11/2023	90+ Days			
62404	PAYETTE SYRINGA	10/11/1999	Active	27	0	0	0.00%	29		5	Y		N	10/2025				
13465	RUPERT	10/26/1943	Active	31	1	2	-3.13%	29	6	1	Y	2		10/2024				
Exc Award (06/30/2022, 06/30/2023)																		
88287	STAR	05/13/2005	Active(1)	17	3	4	-5.56%	14	2	1	Y		N	11/2025				
Exc Award (06/30/2018)																		
153224	Treasure Valley	12/19/2022	Active	42	0	2	-4.55%	48	11	1	Y		N	03/2025				
13466	TWIN FALLS	10/28/1935	Active	23	0	1	-4.17%	24	14	4	Y		R	06/2025		\$150.00		
13474	VALE	05/13/1954	Active	27	3	2	3.85%	25	6	0	Y		N	09/2024				
82896	VALLEY	06/29/2004	Active	22	1	2	-4.35%	24	28	1	Y	10	R	10/2024				
13468	WEISER	06/10/1930	Active	23	2	0	9.52%	23		3	Y	3	R	11/2025		\$405.00		
Exc Award (06/30/2023)																		
13470	WOOD RIVER L C	05/02/1973	Active	12	0	0	0.00%	12		37	Y	5		02/2020				
Current Total Clubs Count	YTD New Clubs Count	YTD Cancelled Clubs Count	YTD Net Club Gain	Current Total Members Count	YTD Add	YTD Drop	YTD Net Growth	Member Count 12 Months Ago	Average Member Count Per Club	% of Clubs with less than 20 members	% No Officer Report in 12 Months	% of Clubs with balance 90+ days	Number of Clubs in Status Quo	% Status Quo Clubs in Financial Suspension	Number of Cancelled Clubs	Average Cancelled Club Age	Members Lost Due to Cancellation	% of Clubs Cancelled for Non-Financial Reasons
30	0	0	0	909	48	37	1.22%	880	30	33%	0%	7%	0	0%	0	0	0	0%

* - P - Priority Club. Cancellation Reasons: 1-Objectives/conduct, 2-Non-active club, 5-Non-existing club, 6-Disbanding, 7-Merger, 8-Financial Suspension, 9-District/Multiple District Dues.

** Red denotes below 15 active members.

*** Red denotes 20% + loss.

**** Y - all 3 (President, Secretary, Treasurer) club officers reported, N - not all 3 reported.

***** Abbreviation: N-New, IP-Immediate Past, R-Repeat.



Club Health Assessment for District 39 E through November 2025

			Status	Membership						Reports				Finance	LCIF	
Club Number	Club Name	Charter Date	Times in Status Quo in Past 2 Years	Current Member Count **	YTD Members Added	YTD Members Dropped	YTD Net Growth% ***	Member Count 1 Year Ago	Dropped Members Avg.Length of Service	Months Since Membership Update	Current Officers Reported ****	Current President Repeated Term	VP Reported *****	Last Date Reported Service (mm/yyyy)	Account Balance	YTD Donations
Clubs less than two years old																
190160	Fremont County Sportsman's	10/06/2025	Newly Chartered	18	18	0	100.00%	0		1	Y					
182513	Pocatello Advocacy	06/06/2025	Active	15	1	2	-6.25%	0	0	1	Y	2	N	05/2025		
Clubs more than two years old																
13475	AMERICAN FALLS	02/15/1952	Active	32	0	0	0.00%	31		8	Y	2	R	09/2025		\$340.00
13477	ARCO	08/02/1951	Active	24	2	0	9.09%	23		3	Y	2	R	10/2025		
13479	BANCROFT	02/17/1944	Active(1)	9	0	0	0.00%	9		5	Y	13	R	06/2025		
101258	BLACKFOOT CITY	02/22/2008	Active	10	0	0	0.00%	11		2	Y	2		09/2024		
33270	CHALLIS	01/31/1977	Active	22	2	0	10.00%	19		2	Y	10	R	12/2024		
13482	CHUBBUCK	12/05/1960	Active	47	0	2	-4.08%	41	2	2	Y		N	05/2025		\$625.00
Exc Award (06/30/2023, 06/30/2024, 06/30/2025)																
13484	DUBOIS	10/10/1947	Active	15	0	0	0.00%	15		5	Y			05/2025		
33673	FRANKLIN	04/19/1977	Active	13	0	3	-18.75%	17	4	3	Y	2	R	06/2025		
40749	HAMER	01/31/1982	Active	12	0	0	0.00%	13		5	Y		N	06/2025		
129290	Idaho Southeast Diabetes	11/11/2016	Active	4	0	0	0.00%	4		5	Y	10		04/2025	90+ Days	
13491	LAVA HOT SPRINGS	11/15/1945	Active	6	1	0	20.00%	5		1	Y	11		04/2025		
13492	MACKAY	11/14/1956	Active	12	2	1	9.09%	12	1	0	Y		N	06/2025		
13493	MALAD CITY	05/29/1923	Active	11	0	0	0.00%	12		5	Y			09/2024		
13499	POCATELLO DOWNTOWN	01/06/1967	Active	9	0	0	0.00%	10		5	Y	2		09/2024		
56334	POCATELLO SOUTHEAST IDAHO SCHO	12/27/1994	Active	37	1	0	2.78%	39		2	Y		IP	09/2025		\$200.00
13500	PRESTON	02/19/1936	Active	12	1	4	-20.00%	13	17	0	Y		N	04/2025		
13502	RIGBY	03/02/1928	Active	17	1	0	6.25%	19		2	Y	2	N	08/2025		\$240.00
13504	ROBERTS	10/22/1958	Active	4	0	3	-42.86%	7	15	0	Y	9	R	05/2025		
13507	SODA SPRINGS	07/13/1949	Active	17	0	3	-15.00%	20	21	4	Y		N	11/2025		\$100.00
Exc Award (06/30/2018)																
13505	ST ANTHONY	11/17/1938	Active(1)	21	0	1	-4.55%	15	7	3	Y		R	08/2025		



Club Health Assessment for District 39 E through November 2025

						Status		Membership					Reports				Finance		LCIF	
						Times in Status Quo in Past 2 Years	Current Member Count **	YTD Members Added	YTD Members Dropped	YTD Net Growth***	Member Count 1 Year Ago	Dropped Members Avg.Length of Service	Months Since Membership Update	Current Officers Reported ****	Current President Repeated Term	VP Reported *****	Last Date Reported Service (mm/yyyy)	Account Balance	YTD Donations	
33839	TWIN BUTTE L C					05/10/1977	Active	10	0	0	0.00%	10		15	Y	2	R	01/2025		
13509	WEST JEFFERSON					11/09/1956	Active	7	0	0	0.00%	6		5	Y	8		10/2024		
Current Total Clubs Count	YTD New Clubs Count	YTD Cancelled Clubs Count	YTD Net Club Gain	Current Total Members Count	YTD Add	YTD Drop	YTD Net Growth	Member Count 12 Months Ago	Average Member Count Per Club	% of Clubs with less than 20 members	% No Officer Report in 12 Months	% of Clubs with balance 90+ days	Number of Clubs in Status Quo	% Status Quo Clubs in Financial Suspension	Number of Cancelled Clubs	Average Cancelled Club Age	Members Lost Due to Cancellation	% of Clubs Cancelled for Non-Financial Reasons		
24	1	0	1	384	29	19	10	2.67%	351	16	75%	0%	4%	0	0%	0	0	0	0%	

* - P - Priority Club. Cancellation Reasons: 1-Objectives/conduct, 2-Non-active club, 5-Non-existing club, 6-Disbanding, 7-Merger, 8-Financial Suspension, 9-District/Multiple District Dues.

** Red denotes below 15 active members.

*** Red denotes 20% + loss.

**** Y - all 3 (President, Secretary, Treasurer) club officers reported, N - not all 3 reported.

***** Abbreviation: N-New, IP-Immediate Past, R-Repeat.




Club Health Assessment for District 43 K through November 2025

			Status	Membership						Reports				Finance		LCIF
Club Number	Club Name	Charter Date	Times in Status Quo in Past 2 Years	Current Member Count **	YTD Members Added	YTD Members Dropped	YTD Net Growth***	Member Count 1 Year Ago	Dropped Members Avg.Length of Service	Months Since Membership Update	Current Officers Reported ****	Current President Repeated Term	VP Reported *****	Last Date Reported Service (mm/yyyy)	Account Balance	YTD Donations
Clubs less than two years old																
179636	Ballard County	12/09/2024	Active	12	2	18	-57.14%	0	1	1	Y		N	10/2025		
178982	Campbellsville-Taylor County	10/18/2024	Active	18	1	0	5.88%	26		4	Y	2	N	06/2025		
187011	Murray Racers	07/14/2025	Active	25	25	0	100.00%	0		4	Y					
182713	Princeton	06/11/2025	Active	25	0	0	0.00%	0		5	Y		N		90+ Days	
180774	Tradewater	02/14/2025	Active	25	0	0	0.00%	0		8	Y	2	R	03/2025	90+ Days	
Clubs more than two years old																
14062	ALBANY	04/27/1942	Active(1)	10	0	0	0.00%	10		5	Y	2		02/2025		
13949	AUSTIN TRACY	02/25/1957	Active(1)	8	0	0	0.00%	8		24	Y		R	07/2024		
121039	Barren County Evening	12/30/2013	Cancelled(6*)	0	0	0	0.00%	11		5	N	None		07/2025		
13912	BENTON	01/09/1940	Active	18	0	0	0.00%	16		4	Y		N	11/2024		
13953	BOWLING GREEN EVENING	03/30/1965	Active	4	0	0	0.00%	4		15	Y	6		07/2024		\$1,000.00
13952	BOWLING GREEN NOON	02/26/1931	Active	53	8	1	15.22%	48	8	0	Y		N	11/2025		\$1,320.00
Exc Award (06/30/2023)																
13913	CADIZ	06/29/1943	Active	29	8	1	31.82%	29	7	2	Y		N	08/2025		\$350.00
Exc Award (06/30/2018, 06/30/2024)																
13957	CALHOUN	10/13/1941	Active	13	0	0	0.00%	12		4	Y	3	N	07/2025		
13914	CALVERT CITY	05/20/1948	Active	26	0	1	-3.70%	29	32	1	Y		N	11/2025		\$200.00
Exc Award (06/30/2022, 06/30/2023)																
86104	CAVE COUNTRY	04/06/2005	Active	12	1	0	9.09%	11		3	Y		N	12/2024		
Exc Award (06/30/2021, 06/30/2023)																
13959	CENTRAL CITY	03/11/1940	Active	44	0	2	-4.35%	49	2	4	Y	2	R	10/2025		
13917	CONCORD	03/25/1963	Active(1)	1	0	0	0.00%	1		6	Y	12	R	09/2025		
13918	CORYDON	01/21/1948	Active	14	2	1	7.69%	14	3	1	Y	24	R	11/2025		
13919	CRITTENDEN COUNTY L C	01/26/1972	Active(1)	11	0	0	0.00%	14		6	Y	2	R	10/2024		
13961	DAVIESS COUNTY	09/01/1958	Active	43	0	0	0.00%	48		0	Y		IP	12/2024		
13963	EDMONSON COUNTY L C	10/25/1955	Active	55	0	8	-12.70%	58	20	0	Y		N	11/2024		
13995	ELIZABETHTOWN	09/25/1941	Active	67	3	0	4.69%	67		4	Y		N	11/2025		



Club Health Assessment for District 43 K through November 2025

			Status	Membership					Reports				Finance		LCIF	
Club Number	Club Name	Charter Date	Times in Status Quo in Past 2 Years	Current Member Count **	YTD Members Added	YTD Members Dropped	YTD Net Growth% ***	Member Count 1 Year Ago	Dropped Members Avg.Length of Service	Months Since Membership Update	Current Officers Reported ****	Current President Repeated Term	VP Reported *****	Last Date Reported Service (mm/yyyy)	Account Balance	YTD Donations
Exc Award (06/30/2021, 06/30/2022, 06/30/2024)			Status Quo(2)	7	0	0	0.00%	7		102	Y	23		06/2025	90+ Days	\$35.10
13964	FORDSVILLE	03/30/1949		35	0	2	-5.41%	39	13	1	Y		N	10/2025		
Exc Award (06/30/2018)			Active	11	0	0	0.00%	11		17	Y	3	R	12/2024	90+ Days	
13965	FRANKLIN	02/22/1940	Active	29	2	1	3.57%	29	0	1	Y		09/2024			
13922	FREDONIA	03/29/1957	Active	20	0	0	0.00%	19		8	Y			12/2024		
13923	FULTON	06/07/1924	Active(2)	11	0	0	0.00%	5		5	Y		N	09/2025		
14074	GAMALIEL	09/06/1946	Active	34	0	0	0.00%	49		5	Y		N	05/2025		
13966	GLASGOW	12/15/1932	Active	2	0	0	0.00%	2		15	Y	3		11/2025		
13996	GLENDALE	12/19/1946	Active	17	0	0	0.00%	26		5	Y		N	10/2025		
Exc Award (06/30/2017, 06/30/2018, 06/30/2021, 06/30/2022)			Active(1)	24	0	0	0.00%	24		12	Y	2		09/2024		
104204	HANSON	12/22/2008	Active	27	0	0	0.00%	27		23	Y		N	11/2024	\$1,000.00	
13978	HART COUNTY	09/01/1939	Active	23	0	0	0.00%	28		0	Y		N	03/2025		
Exc Award (06/30/2018)			Active	23	0	0	0.00%	21		10	Y		IP	08/2025		
13969	HARTFORD-BEAVER DAM	02/27/1948	Active	88	3	7	-4.35%	95	10	0	Y		N	06/2025		
Exc Award (06/30/2022, 06/30/2023)			Active	17	2	0	13.33%	23		2	Y	2	N	08/2025		
13970	HAWESVILLE	11/18/1952	Active	16	0	0	0.00%	16		4	Y	2	R	10/2025		
13925	HENDERSON	11/21/1939	Active	34	4	25	-38.18%	53	2	0	Y		N	08/2025		
37803	HENDERSON BRFS	12/13/1979	Active	61	3	2	1.67%	61	1	0	Y		N	11/2025		
13929	HOPKINSVILLE	01/19/1940	Active	28	2	1	3.70%	26	3	0	N	None	R	11/2025		
Exc Award (06/30/2017, 06/30/2018, 06/30/2021, 06/30/2022, 06/30/2023, 06/30/2025)			Active	47	0	0	0.00%	48		3	Y	2	R	06/2025		
46025	KNOTTSVILLE	04/01/1986	Active	12	0	0	0.00%	11		9	Y		IP	12/2024	\$14,560.00	
Exc Award (06/30/2023)																
47298	LEBANON	05/06/1987	Active													
102155	LEBANON JUNCTION RAILROAD CITY	05/16/2008	Active													




Club Health Assessment for District 43 K through November 2025

			Status	Membership						Reports				Finance	LCIF	
Club Number	Club Name	Charter Date	Times in Status Quo in Past 2 Years	Current Member Count **	YTD Members Added	YTD Members Dropped	YTD Net Growth% ***	Member Count 1 Year Ago	Dropped Members Avg.Length of Service	Months Since Membership Update	Current Officers Reported ****	Current President Repeated Term	VP Reported *****	Last Date Reported Service (mm/yyyy)	Account Balance	YTD Donations
13976	LEITCHFIELD	04/18/1955	Active	45	1	0	2.27%	46		1	Y		N	11/2025		\$328.04
	Exc Award (06/30/2024)															
13974	LEWISBURG	05/18/1956	Active	23	6	4	9.52%	20	13	1	Y		N	07/2024		
13975	LEWISPORT	01/16/1959	Active	73	0	0	0.00%	61		6	Y	3	R	08/2025		
	Exc Award (06/30/2022, 06/30/2023, 06/30/2025)															
13977	LIVERMORE	02/15/1968	Active	24	0	3	-11.11%	27	9	2	Y			11/2025		
	Exc Award (06/30/2021, 06/30/2022, 06/30/2023)															
13931	LONE OAK	09/22/1948	Active	36	2	0	5.88%	37		0	Y		N	11/2025		\$25.00
	Exc Award (06/30/2020)															
13933	MADISONVILLE	10/24/1939	Active	63	2	0	3.28%	62		1	Y		N	11/2025		
66470	MADISONVILLE COMM & TECH CLG	06/28/2002	Active	30	4	0	15.38%	23		2	Y	8	R	11/2025		\$30.18
	Exc Award (06/30/2021, 06/30/2024, 06/30/2025)															
13934	MAYFIELD	05/14/1920	Active	36	0	5	-12.20%	36	5	0	Y	2	N	10/2025		
	Exc Award (06/30/2024)															
13935	MORGANFIELD	05/06/1943	Active	51	2	1	2.00%	47	44	2	Y		N	09/2025		
14008	Mt. Washington, Inc.	06/23/1948	Active	98	4	1	3.16%	89	9	0	Y	2	R	11/2025	90+ Days	
	Exc Award (06/30/2021, 06/30/2022, 06/30/2025)															
13936	MURRAY	09/14/1939	Active	44	8	1	18.92%	36	39	1	Y		N	11/2025		\$80.00
	Exc Award (06/30/2023)															
130252	Murray Business	03/03/2017	Active	29	10	21	-27.50%	31	0	4	Y	4	R	03/2025	90+ Days	
14010	NORTH HARDIN L C	01/05/1970	Active	24	0	1	-4.00%	20	18	1	Y	4	R	11/2025	90+ Days	
13979	OWENSBORO	06/19/1920	Active	45	0	0	0.00%	45		4	Y		N	11/2025		\$1,000.00
13938	PADUCAH	04/16/1920	Active	28	0	0	0.00%	37		1	Y		R	01/2025		
13980	PARK CITY	08/07/1946	Active	10	0	0	0.00%	10		25	Y	2	R	01/2025		
13981	RUSSELLVILLE	03/21/1940	Active	20	2	1	5.26%	19	8	3	N		N	07/2024	90+ Days	
	Exc Award (06/30/2023)															
13982	SACRAMENTO	08/21/1952	Active	20	0	0	0.00%	19		5	Y	3	N	11/2025		\$275.00
	Exc Award (06/30/2023, 06/30/2024, 06/30/2025)															



Club Health Assessment for District 43 K through November 2025

			Status	Membership						Reports				Finance	LCIF	
Club Number	Club Name	Charter Date	Times in Status Quo in Past 2 Years	Current Member Count **	YTD Members Added	YTD Members Dropped	YTD Net Growth***	Member Count 1 Year Ago	Dropped Members Avg.Length of Service	Months Since Membership Update	Current Officers Reported ****	Current President Repeated Term	VP Reported *****	Last Date Reported Service (mm/yyyy)	Account Balance	YTD Donations
13983	SCOTTSVILLE	06/03/1948	Active(1)	13	0	0	0.00%	13		14	Y	2	N	10/2024	90+ Days	\$3,610.00
37515	SEDALIA	09/18/1979	Active	36	0	7	-16.28%	44	8	0	Y	2	N	07/2024		
13944	SMITH MILLS	02/06/1958	Active	14	0	3	-17.65%	17	6	3	Y	7		09/2024		
Exc Award (06/30/2023)																
13985	SMITHS GROVE	06/11/1946	Active	20	2	0	11.11%	14		0	Y		N	11/2025		
Exc Award (06/30/2018, 06/30/2025)																
14021	SPRINGFIELD	01/16/1945	Active	7	1	0	16.67%	6		4	Y	7		10/2024		
13986	TEMPLE HILL	11/12/1953	Active	26	1	2	-3.70%	26	13	2	Y	3	N	07/2024		
14095	TOMPKINSVILLE	09/09/1946	Active	13	0	0	0.00%	29		6	Y	14	N	09/2025		
77292	VETTE CITY	06/25/2003	Active	15	0	1	-6.25%	18	11	3	Y	2	N	11/2025		
13921	WEBSTER COUNTY	05/14/1969	Active	31	0	0	0.00%	42		3	Y		N	10/2025	\$1,000.00	
Exc Award (06/30/2018, 06/30/2020, 06/30/2021)																
13987	WHITESVILLE	11/16/1964	Active	51	0	0	0.00%	50		4	Y		N	11/2025		
Exc Award (06/30/2023)																
13948	WINGO	02/13/1964	Active	20	0	0	0.00%	20		3	Y		N	02/2025		
14023	ZONETON NORTH BULLITT	05/25/1971	Active(1)	19	0	0	0.00%	19		14	Y	11		07/2024		

Clubs Cancelled Previous Fiscal Year – Clubs Cancelled within last 12 months may be reinstated

Club Number	Club Name	Charter Date	Current Status*	Cancellation Date
43350	DRAFFENVILLE	01/31/1984	Cancelled(8*)	07/29/2024

Current Total Clubs Count	YTD New Clubs Count	YTD Cancelled Clubs Count	YTD Net Club Gain	Current Total Members Count	YTD Add	YTD Drop	YTD Net Growth	YTD Net Growth %	Member Count 12 Months Ago	Average Member Count Per Club	% of Clubs with less than 20 members	% No Officer Report in 12 Months	% of Clubs with balance 90+ days	Number of Clubs in Status Quo	% Status Quo Clubs in Financial Suspension	Number of Cancelled Clubs	Average Cancelled Club Age	Members Lost Due to Cancellation	% of Clubs Cancelled for Non-Financial Reasons
72	1	1	0	2,043	111	121	-10	-0.49%	2,038	28	36%	0%	14%	1	100%	1	52	0	0%

* - P - Priority Club. Cancellation Reasons: 1-Objectives/conduct, 2-Non-active club, 5-Non-existing club, 6-Disbanding, 7-Merger, 8-Financial Suspension, 9-District/Multiple District Dues.

** Red denotes below 15 active members.


*** Red denotes 20% + loss.

**** Y - all 3 (President, Secretary, Treasurer) club officers reported, N - not all 3 reported.

***** Abbreviation: N-New, IP-Immediate Past, R-Repeat.




Club Health Assessment for District 43 Y through November 2025

			Status	Membership						Reports				Finance	LCIF	
Club Number	Club Name	Charter Date	Times in Status Quo in Past 2 Years	Current Member Count **	YTD Members Added	YTD Members Dropped	YTD Net Growth% ***	Member Count 1 Year Ago	Dropped Members Avg.Length of Service	Months Since Membership Update	Current Officers Reported ****	Current President Repeated Term	VP Reported *****	Last Date Reported Service (mm/yyyy)	Account Balance	YTD Donations
Clubs less than two years old																
180409	Louisville Water By Women Cyber	02/20/2025	Active	34	1	0	3.03%	0		0	Y	2				\$25.00
187795	Wolfe County Ky	08/21/2025	Active	37	37	0	100.00%	0		1	Y		N		90+ Days	
Clubs more than two years old																
14098	ASHLAND	02/12/1924	Active	22	1	1	0.00%	22	22	0	Y		N	10/2024	90+ Days	
14099	ASHLAND SOUTH ASHLAND	03/04/1957	Active	10	0	0	0.00%	13		7	Y	9	R	01/2025		
14065	BEREA	02/25/1946	Active	28	0	0	0.00%	26		5	N	2		11/2025		
14103	BOONEVILLE	04/10/1945	Active	34	4	0	13.33%	30		2	Y	15		10/2025		
41016	BUTLER	03/16/1982	Active	40	5	2	8.11%	37	34	2	Y	3	R	11/2025		\$1,000.00
47412	CARROLLTON	06/02/1987	Active	18	0	0	0.00%	18		30	Y	2	R	08/2024		
14107	CLAY CITY	04/11/1961	Active	3	0	0	0.00%	5		7	Y	3	R	09/2024		
14071	CORBIN	12/08/1947	Active	11	0	0	0.00%	11		9	Y	3	R	01/2025		
14031	COVINGTON-KENTON	09/17/1940	Status Quo(1)	18	0	0	0.00%	18		14	Y	3		01/2025	90+ Days	
14072	CUMBERLAND	10/08/1945	Active	6	0	0	0.00%	6		7	Y	4	R	10/2024		
14032	CYNTHIANA	07/31/1939	Active	77	1	1	0.00%	78	26	0	Y		N	10/2025		\$1,000.00
Exc Award (06/30/2023, 06/30/2024)																
14035	ERLANGER	03/09/1945	Active	52	1	1	0.00%	47	1	3	Y		R	09/2025	90+ Days	
61330	ESTILL COUNTY	12/07/1998	Active	21	1	1	0.00%	21	6	4	Y	2	N	08/2024	90+ Days	
29121	FAIRDALE	04/05/1974	Active	28	5	1	16.67%	31	28	0	Y	4	R	11/2025		
14036	FALMOUTH	06/16/1966	Active	8	0	0	0.00%	8		6	Y	3	R	08/2025		
44428	FLATWOODS	12/10/1984	Active	13	2	2	0.00%	13	8	0	Y		IP	05/2025		
Exc Award (06/30/2024)																
14109	FLEMINGSBURG	08/04/1932	Active	27	0	0	0.00%	30		9	Y		N	10/2024		
14037	FLORENCE	12/08/1952	Active	26	0	0	0.00%	26		10	Y		N	11/2025		
14038	FORT THOMAS	11/07/1940	Active	88	0	0	0.00%	88		6	Y		N	01/2025		
14039	FRANKFORT	12/13/1923	Active	12	1	0	9.09%	12		2	Y	8	R	01/2025		
29471	GEORGETOWN	06/21/1974	Active	10	0	0	0.00%	10		6	Y		IP	10/2024		\$200.00
Exc Award (06/30/2023, 06/30/2024)																



Club Health Assessment for District 43 Y through November 2025

			Status	Membership						Reports				Finance	LCIF	
Club Number	Club Name	Charter Date	Times in Status Quo in Past 2 Years	Current Member Count **	YTD Members Added	YTD Members Dropped	YTD Net Growth% ***	Member Count 1 Year Ago	Dropped Members Avg.Length of Service	Months Since Membership Update	Current Officers Reported ****	Current President Repeated Term	VP Reported *****	Last Date Reported Service (mm/yyyy)	Account Balance	YTD Donations
14112	GREENUP	04/16/1946	Active	21	4	1	16.67%	32	49	0	N	2	R	10/2024		\$20.00
Exc Award (06/30/2024)																
13997	HARRODSBURG	05/14/1931	Active	23	3	0	15.00%	20		1	Y	13		08/2024		
14113	HAZARD	03/16/1922	Active	40	0	7	-14.89%	47	20	0	Y	2	N	10/2024		
Exc Award (06/30/2024)																
14042	HEBRON	04/03/1956	Active	18	0	0	0.00%	19		1	Y	4	R	09/2025		
14114	HINDMAN	09/09/1948	Active	10	0	0	0.00%	12		8	Y	6	R	05/2025		
40616	INDEPENDENCE	12/21/1981	Active	5	0	0	0.00%	5		5	N	5	N	10/2025		
14117	JACKSON	03/10/1970	Active	27	0	6	-18.18%	30	1	0	Y	5	N	10/2025		
13999	JEFFERSONTOWN	05/10/1966	Active	12	0	0	0.00%	14		5	Y		N	05/2025		
106424	LAUREL COMMUNITY	08/31/2009	Active	22	5	0	29.41%	16		3	Y	11	R	01/2025	90+ Days	\$3,870.00
14045	LAWRENCEBURG	07/24/1945	Active	15	0	1	-6.25%	16	1	4	Y		N	11/2025		
Exc Award (06/30/2021)																
14046	LEWISBURG MILL CREEK	04/05/1966	Active	15	1	0	7.14%	15		1	Y	4	R	09/2024		
14078	LEXINGTON	12/15/1920	Active	101	11	17	-5.61%	99	10	0	Y		N	09/2025		
14081	LEXINGTON SOUTH	04/30/1964	Active	21	3	2	5.00%	21	0	2	Y		N	10/2025		
116358	LIVINGSTON COMMUNITY	03/23/2012	Cancelled(8*)	0	0	0	0.00%	5		5	N	None		01/2025	90+ Days	
140593	Louisville Campus	01/07/2020	Active	14	6	0	75.00%	10		2	Y	2	N	04/2025		
14002	LOUISVILLE DOWNTOWN	09/03/1920	Active	29	0	0	0.00%	29		5	Y		N	08/2024		
36714	LOUISVILLE EAST	03/20/1979	Active	28	4	2	7.69%	23	5	1	Y		N	09/2025		
Exc Award (06/30/2017, 06/30/2018, 06/30/2019, 06/30/2020, 06/30/2025)																
14003	LOUISVILLE HIGHLAND	02/04/1949	Active	7	0	0	0.00%	7		42	Y	16		01/2025		
30358	LOUISVILLE WEST END	03/11/1975	Active	13	0	0	0.00%	13		27	Y	2	R	08/2024		
14047	MAYS LICK	01/29/1959	Active	17	0	2	-10.53%	19	34	2	Y		N	01/2025		
14048	MAYSVILLE	02/28/1929	Active	20	0	0	0.00%	22		5	Y	2	N	01/2025		
Exc Award (06/30/2024)																
32212	MIDDLETOWN	05/18/1976	Active	48	2	0	4.35%	47		0	Y		N	10/2025	90+ Days	\$25.00
Exc Award (06/30/2024)																
14006	MILTON	03/09/1949	Status Quo(1)	3	0	0	0.00%	3		36	Y	5		01/2025	90+ Days	



Club Health Assessment for District 43 Y through November 2025

			Status	Membership						Reports				Finance	LCIF	
Club Number	Club Name	Charter Date	Times in Status Quo in Past 2 Years	Current Member Count **	YTD Members Added	YTD Members Dropped	YTD Net Growth% ***	Member Count 1 Year Ago	Dropped Members Avg.Length of Service	Months Since Membership Update	Current Officers Reported ****	Current President Repeated Term	VP Reported *****	Last Date Reported Service (mm/yyyy)	Account Balance	YTD Donations
14085	MONTICELLO	10/01/1948	Active	14	0	6	-30.00%	20	23	0	Y	6	N	11/2025	90+ Days	
14120	MT STERLING	01/15/1946	Active	22	6	0	37.50%	16		3	Y	8	N	12/2024		
14086	MT VERNON	02/09/1944	Active	16	0	0	0.00%	17		5	Y	4	R	12/2024		
14121	NEON COMMUNITY	04/08/1941	Active	23	1	2	-4.17%	26	19	0	Y	2	R	12/2024		
Exc Award (06/30/2024)																
14051	NEW CASTLE	09/10/1945	Active	20	0	0	0.00%	20		4	Y	3	N	06/2025		
14011	NORTH OLDHAM	10/30/1952	Active	61	0	0	0.00%	61		5	Y	13		11/2025		
Exc Award (06/30/2018)																
49103	ORANGEBURG	12/19/1988	Active	31	1	0	3.33%	28		4	Y		N	11/2025		
Exc Award (06/30/2023, 06/30/2024)																
14053	OWENTON	07/31/1945	Active	13	0	0	0.00%	12		2	Y	19		01/2025	90+ Days	
14122	OWINGSVILLE	12/09/1943	Active	27	0	0	0.00%	28		8	Y	4	R	08/2024		
14054	PARIS	03/10/1931	Active	9	0	0	0.00%	9		18	Y	9	R	02/2025		
14013	PERRYVILLE	09/25/1945	Active	21	2	0	10.53%	19		0	Y	4	R	11/2025		
130909	Pikeville	05/10/2017	Active	18	1	1	0.00%	16	4	0	Y	2	R	11/2024		
14089	PINEVILLE	08/12/1941	Active	12	0	0	0.00%	12		5	Y	2	R	12/2024		
14126	POWELL COUNTY	01/21/1946	Active	58	2	0	3.57%	56		3	Y		N	09/2024		
14127	RACELAND RUSSELL	04/27/1953	Active	7	0	0	0.00%	7		20	Y	7		01/2025		
14090	RICHMOND	04/30/1931	Active	24	0	0	0.00%	25		5	N		R	07/2024		
Exc Award (06/30/2024)																
14019	SHELBY COUNTY	04/12/1949	Active	18	0	1	-5.26%	17	7	1	Y	3	N	11/2025	90+ Days	
Exc Award (06/30/2024)																
14018	SHIVELY	09/07/1948	Active	12	0	0	0.00%	15		5	Y	2	R	12/2024		
14092	SOMERSET	04/14/1942	Active	5	0	0	0.00%	5		36	Y		IP	01/2025		
14020	SOUTH OLDHAM	02/03/1948	Active	14	0	0	0.00%	15		5	Y	6	N	03/2025		
14093	STANFORD	09/19/1944	Active	28	0	0	0.00%	28		6	Y		N	10/2025		
14129	TOLLESBORO	04/12/1954	Active	50	3	1	4.17%	42	7	0	Y	5	R	04/2025		
Exc Award (06/30/2022, 06/30/2023, 06/30/2024, 06/30/2025)																
14130	VANCEBURG	05/02/1946	Active	30	3	0	11.11%	21		1	Y		R	07/2025		
Exc Award (06/30/2024)																



Club Health Assessment for District 43 Y through November 2025

Club Number	Club Name	Charter Date	Status	Membership						Reports				Finance	LCIF	
			Times in Status Quo in Past 2 Years	Current Member Count **	YTD Members Added	YTD Members Dropped	YTD Net Growth% ***	Member Count 1 Year Ago	Dropped Members Avg.Length of Service	Months Since Membership Update	Current Officers Reported ****	Current President Repeated Term	VP Reported *****	Last Date Reported Service (mm/yyyy)	Account Balance	YTD Donations
14059	WARSAW	11/11/1946	Active	9	0	0	0.00%	9		15	Y	13	R	01/2025		
43229	WHITESBURG	12/08/1983	Active	6	0	1	-14.29%	8	1	2	Y	5		01/2025		
14097	WILMORE	12/27/1952	Active	13	0	0	0.00%	12		5	N	16		01/2025		
14133	WINCHESTER	03/28/1931	Active	4	0	0	0.00%	4		5	Y	9	R	01/2025		

Clubs Cancelled Previous Fiscal Year – Clubs Cancelled within last 12 months may be reinstated

Club Number	Club Name	Charter Date	Current Status*	Cancellation Date
14084	MIDDLESBORO	02/24/1941	Cancelled(8*)	12/30/2024

Current Total Clubs Count	YTD New Clubs Count	YTD Cancelled Clubs Count	YTD Net Club Gain	Current Total Members Count	YTD Add	YTD Drop	YTD Net Growth	YTD Net Growth %	Member Count 12 Months Ago	Average Member Count Per Club	% of Clubs with less than 20 members	% No Officer Report in 12 Months	% of Clubs with balance 90+ days	Number of Clubs in Status Quo	% Status Quo Clubs in Financial Suspension	Number of Cancelled Clubs	Average Cancelled Club Age	Members Lost Due to Cancellation	% of Clubs Cancelled for Non-Financial Reasons
72	1	1	0	1,697	117	59	58	3.54%	1,622	24	50%	0%	17%	2	100%	1	97	0	-100%

* - P - Priority Club. Cancellation Reasons: 1-Objectives/conduct, 2-Non-active club, 5-Non-existing club, 6-Disbanding, 7-Merger, 8-Financial Suspension, 9-District/Multiple District Dues.

** Red denotes below 15 active members.

*** Red denotes 20% + loss.

**** Y - all 3 (President, Secretary, Treasurer) club officers reported, N - not all 3 reported.

***** Abbreviation: N-New, IP-Immediate Past, R-Repeat.



Club Health Assessment for District 44 N through November 2025

			Status	Membership						Reports				Finance	LCIF	
Club Number	Club Name	Charter Date	Times in Status Quo in Past 2 Years	Current Member Count **	YTD Members Added	YTD Members Dropped	YTD Net Growth% ***	Member Count 1 Year Ago	Dropped Members Avg.Length of Service	Months Since Membership Update	Current Officers Reported ****	Current President Repeated Term	VP Reported *****	Last Date Reported Service (mm/yyyy)	Account Balance	YTD Donations
Clubs less than two years old																
182396	Berlin Gorham	06/04/2025	Active	33	7	1	22.22%	0	0	0	Y		N	11/2025		
171707	Granite State Virtual	05/21/2024	Active	17	0	0	0.00%	18		7	Y		N	11/2025		\$1,080.36
Clubs more than two years old																
14136	AMHERST	05/30/1972	Active	56	0	3	-5.08%	54	10	0	Y		N	07/2025		
	Exc Award (06/30/2016, 06/30/2017, 06/30/2023)															
40009	ANTRIM-BENNINGTON L C	06/09/1981	Active	46	0	0	0.00%	44		4	Y		N	09/2025		\$790.00
14138	BEDFORD	11/08/1965	Active	37	8	3	15.63%	27	1	0	Y		N	10/2025		
	Exc Award (06/30/2024, 06/30/2025)															
14139	BRISTOL	10/30/1951	Status Quo(1)	11	0	0	0.00%	16		7	Y	4	R	06/2023	90+ Days	\$500.00
65505	BROOKLINE	06/10/2002	Active	15	0	0	0.00%	15		5	Y		IP	10/2025		\$10.00
	Exc Award (06/30/2023)															
14140	CANAAN	08/28/1952	Active	62	1	5	-6.06%	51	4	0	Y	2	N	11/2025		\$640.00
	Exc Award (06/30/2017, 06/30/2025)															
44970	CHESTERFIELD	05/17/1985	Active	26	2	3	-3.70%	29	5	0	Y	2	R	11/2025		\$1,115.00
	Exc Award (06/30/2022, 06/30/2023)															
14142	COHASE	09/30/1937	Active	35	2	2	0.00%	34	61	1	Y		N	10/2025	90+ Days	
14143	CONCORD	01/28/1948	Active	25	0	0	0.00%	20		2	Y		N	11/2025		
	Exc Award (06/30/2024, 06/30/2025)															
14144	ENFIELD MASCOMA	08/04/1954	Active	54	9	1	17.39%	46	27	0	Y	2	R	11/2025		\$250.00
108084	FRANKLIN AREA	04/22/2010	Active	8	0	0	0.00%	7		0	Y			04/2025		
14145	GAP MOUNTAIN	04/01/1964	Active	6	0	0	0.00%	6		6	Y	11	R	10/2025		
14146	GOFFSTOWN	09/12/1951	Active	26	0	4	-13.33%	32	16	0	Y	2	R	11/2025		\$640.00
	Exc Award (06/30/2024)															
131449	Grafton County Pemi Baker Centennial	06/26/2017	Active	16	1	0	6.67%	17		2	Y		IP	10/2025		
14148	HANOVER	09/29/1937	Active	28	1	0	3.70%	22		1	Y			11/2025		
43622	HENNIKER	03/05/1984	Active	32	2	0	6.67%	45		3	Y		N	11/2025		\$7,050.00
	Exc Award (06/30/2023, 06/30/2024)															
14149	HILLSBORO	03/31/1953	Active	15	0	0	0.00%	14		0	Y	2	R	11/2025		\$100.00



Club Health Assessment for District 44 N through November 2025

			Status	Membership						Reports				Finance		LCIF
Club Number	Club Name	Charter Date	Times in Status Quo in Past 2 Years	Current Member Count **	YTD Members Added	YTD Members Dropped	YTD Net Growth% ***	Member Count 1 Year Ago	Dropped Members Avg.Length of Service	Months Since Membership Update	Current Officers Reported ****	Current President Repeated Term	VP Reported *****	Last Date Reported Service (mm/yyyy)	Account Balance	YTD Donations
Exc Award (06/30/2016, 06/30/2018, 06/30/2023)																
14150	HINSDALE	02/25/1969	Active	21	2	0	10.53%	20		2	Y		N	11/2025		
14166	HOOKSETT	05/01/1964	Active	19	2	2	0.00%	21	1	0	Y		N	11/2025		\$115.00
Exc Award (06/30/2024)																
35735	HOPKINTON	06/01/1978	Active(2)	24	1	0	4.35%	27		0	Y	2		03/2023		
Exc Award (06/30/2016)																
133652	Jaffrey-Rindge Centennial	01/16/2018	Active	20	1	0	5.26%	19		4	Y	6	R	06/2025		
14152	KEENE	08/23/1937	Active	74	6	0	8.82%	76		0	Y		N	11/2025	90+ Days	\$1,015.00
Exc Award (06/30/2016, 06/30/2017, 06/30/2023)																
42180	LANCASTER	01/04/1983	Active	9	3	1	28.57%	8	29	1	Y		N	11/2025	90+ Days	
140994	Lebanon-Upper Valley	03/05/2020	Active	12	0	1	-7.69%	16	2	1	Y		N	11/2025		
Exc Award (06/30/2024)																
14154	LISBON	11/01/1938	Active	31	0	0	0.00%	29		3	Y		R	01/2018		
14155	LITTLETON	05/25/1938	Active	17	0	0	0.00%	18		10	Y	4		08/2025		
Exc Award (06/30/2019, 06/30/2023)																
14156	MANCHESTER	06/15/1923	Active	21	6	1	31.25%	16	7	1	Y	2	N	11/2025		
Exc Award (06/30/2016, 06/30/2018, 06/30/2024)																
14157	MERRIMACK	04/20/1970	Active	39	1	3	-4.88%	45	5	0	Y		N	11/2025		\$1,020.00
Exc Award (06/30/2020, 06/30/2024)																
14158	MILFORD	01/20/1959	Active	29	0	0	0.00%	28		5	Y		N	10/2025		\$2,060.00
Exc Award (06/30/2018, 06/30/2023)																
14159	MONADNOCK	03/28/1960	Active	37	1	0	2.78%	34		1	Y	3	R	11/2025		\$30.00
Exc Award (06/30/2018)																
14160	NEW LONDON	01/31/1955	Active	13	0	1	-7.14%	14	1	3	Y	4		10/2025		\$127.00
Exc Award (06/30/2024, 06/30/2025)																
14161	NEWPORT	06/26/1930	Active(1)	1	0	0	0.00%	1		29	N	None		07/2021		
46026	ORFORD	04/28/1986	Active	42	4	0	10.53%	34		0	Y		IP	10/2025		
Exc Award (06/30/2018)																
14162	PETERBOROUGH	02/25/1952	Active	27	0	0	0.00%	28		4	Y		N	11/2025		
Exc Award (06/30/2023)																



Club Health Assessment for District 44 N through November 2025

			Status			Membership					Reports				Finance		LCIF		
Club Number	Club Name	Charter Date	Times in Status Quo in Past 2 Years	Current Member Count **	YTD Members Added	YTD Members Dropped	YTD Net Growth***	Member Count 1 Year Ago	Dropped Members Avg.Length of Service	Months Since Membership Update	Current Officers Reported ****	Current President Repeated Term	VP Reported *****	Last Date Reported Service (mm/yyyy)	Account Balance	YTD Donations			
14163	PINARDVILLE	01/27/1953	Active	19	1	0	5.56%	22		1	Y	7	R	10/2025		\$10.00			
	Exc Award (06/30/2024)																		
14165	SOUHEGAN L C	05/20/1965	Active	26	3	0	13.04%	24		0	Y	2	R	07/2025					
14170	WHITEFIELD	02/22/1971	Active	17	0	0	0.00%	16		2	Y		N	07/2013					
14171	WILTON	08/28/1951	Active	15	0	1	-6.25%	17	18	1	Y	5	R	04/2024					
130757	Winchester Centennial	05/09/2017	Active	11	0	0	0.00%	12		4	Y		N	08/2025					
Current Total Clubs Count	YTD New Clubs Count	YTD Cancelled Clubs Count	YTD Net Club Gain	Current Total Members Count	YTD Add	YTD Drop	YTD Net Growth	Member Count 12 Months Ago	Average Member Count Per Club	% of Clubs with less than 20 members	% No Officer Report in 12 Months	% of Clubs with balance 90+ days	Number of Clubs in Status Quo	% Status Quo Clubs in Financial Suspension	Number of Cancelled Clubs	Average Cancelled Club Age	Members Lost Due to Cancellation	% of Clubs Cancelled for Non-Financial Reasons	
41	0	0	0	1,072	64	32	32	3.08%	1,022	26	41%	2%	10%	1	100%	0	0	0	0%

* - P - Priority Club. Cancellation Reasons: 1-Objectives/conduct, 2-Non-active club, 5-Non-existing club, 6-Disbanding, 7-Merger, 8-Financial Suspension, 9-District/Multiple District Dues.

** Red denotes below 15 active members.

*** Red denotes 20% + loss.

**** Y - all 3 (President, Secretary, Treasurer) club officers reported, N - not all 3 reported.

***** Abbreviation: N-New, IP-Immediate Past, R-Repeat.



Club Health Assessment for District 44 H through November 2025

			Status	Membership						Reports				Finance	LCIF	
Club Number	Club Name	Charter Date	Times in Status Quo in Past 2 Years	Current Member Count **	YTD Members Added	YTD Members Dropped	YTD Net Growth% ***	Member Count 1 Year Ago	Dropped Members Avg.Length of Service	Months Since Membership Update	Current Officers Reported ****	Current President Repeated Term	VP Reported *****	Last Date Reported Service (mm/yyyy)	Account Balance	YTD Donations
Clubs less than two years old																
176313	Auburn-Candia	07/24/2024	Active	23	1	0	4.55%	23		3	Y		N	09/2024		
Clubs more than two years old																
33271	ATKINSON Exc Award (06/30/2016, 06/30/2017, 06/30/2018, 06/30/2021, 06/30/2022, 06/30/2023, 06/30/2024)	01/31/1977	Active	82	3	2	1.23%	79	2	0	Y		N	10/2025		\$115.00
14177	CHESTER Exc Award (06/30/2016, 06/30/2021, 06/30/2023, 06/30/2025)	03/14/1963	Active	20	0	1	-4.76%	20	3	3	Y		IP	09/2025		
123550	Conway Area	11/07/2014	Active	26	2	0	8.33%	29		0	N		N	11/2024		
137259	Danville Exc Award (06/30/2021, 06/30/2022, 06/30/2025)	01/18/2019	Active	30	1	0	3.45%	24		3	Y		R	11/2025		\$375.00
14178	DERRY	03/26/1946	Active	13	0	0	0.00%	12		2	Y		N	11/2025		
14197	DOVER, ROLLINSFORD AND SOUTH BERWICK	11/18/1957	Active	14	0	0	0.00%	15		5	Y	4	R	11/2025		
104669	EPPING	02/06/2009	Active	12	0	0	0.00%	11		6	Y	8	R	04/2025		
50006	EPSOM CHICHESTER	12/06/1989	Active	12	0	0	0.00%	11		7	N		N	11/2025		
14180	EXETER Exc Award (06/30/2018, 06/30/2021, 06/30/2022)	04/26/1927	Active	58	2	0	3.57%	54		0	Y		N	11/2025		
14181	HAMPSTEAD Exc Award (06/30/2016, 06/30/2017, 06/30/2018, 06/30/2019, 06/30/2022, 06/30/2023, 06/30/2024)	04/08/1965	Active	65	2	1	1.56%	71	3	0	Y			11/2025		\$50.00
14182	HAMPTON AREA Exc Award (06/30/2017)	04/22/1947	Active	25	1	0	4.17%	25		0	Y		N	10/2025		
14183	HUDSON Exc Award (06/30/2016, 06/30/2017, 06/30/2018, 06/30/2022, 06/30/2023)	11/30/1947	Active	90	15	8	8.43%	100	7	0	Y		N	10/2025		\$370.00
121637	Kingston Exc Award (06/30/2016, 06/30/2017, 06/30/2019, 06/30/2021)	03/21/2014	Active	39	0	0	0.00%	40		5	Y		N	11/2025		
14186	LACONIA GILFORD L C	01/02/1947	Active	19	0	0	0.00%	17		9	N	None		02/2025		



Club Health Assessment for District 44 H through November 2025

			Status	Membership						Reports				Finance	LCIF	
Club Number	Club Name	Charter Date	Times in Status Quo in Past 2 Years	Current Member Count **	YTD Members Added	YTD Members Dropped	YTD Net Growth% ***	Member Count 1 Year Ago	Dropped Members Avg.Length of Service	Months Since Membership Update	Current Officers Reported ****	Current President Repeated Term	VP Reported *****	Last Date Reported Service (mm/yyyy)	Account Balance	YTD Donations
68930	LITCHFIELD	06/24/2003	Active	13	0	2	-13.33%	16	2	2	Y		IP	02/2025		
14187	LONDONDERRY	05/25/1970	Active	24	2	0	9.09%	25		1	Y		N	04/2025		\$3,000.00
	Exc Award (06/30/2021)															
82613	LOUDON	06/15/2004	Active	25	0	0	0.00%	24		6	Y			11/2025		\$50.00
	Exc Award (06/30/2020, 06/30/2021, 06/30/2022, 06/30/2023, 06/30/2024)															
14184	MEREDITH	03/14/1957	Active	16	2	0	14.29%	14		3	Y			11/2025		\$250.00
	Exc Award (06/30/2017, 06/30/2018, 06/30/2023)															
14188	MOULTONBORO	10/29/1963	Active	33	0	0	0.00%	38		5	Y	2	N	10/2025		
	Exc Award (06/30/2016)															
14189	NASHUA	09/26/1923	Active	106	3	0	2.91%	101		2	Y		N	11/2025	90+ Days	\$315.00
	Exc Award (06/30/2016, 06/30/2017, 06/30/2018, 06/30/2021, 06/30/2022, 06/30/2023, 06/30/2024)															
125473	Nashua Everest Centennial	07/28/2015	Active(1)	17	2	0	13.33%	14		4	Y			09/2025		
133653	Newmarket Area Centennial	01/17/2018	Active	7	0	2	-22.22%	12	5	1	N	4		03/2025		
14192	PLAISTOW	04/21/1949	Active	51	0	4	-7.27%	56	18	1	Y		N	07/2024		\$10.00
	Exc Award (06/30/2016)															
14193	PORTSMOUTH	03/29/1938	Active	20	1	1	0.00%	18	29	4	Y	2		09/2025		
	Exc Award (06/30/2023)															
30359	RAYMOND	03/06/1975	Active	9	0	0	0.00%	8		6	Y	2		10/2024		
141863	Rochester	06/25/2020	Active	9	0	0	0.00%	12		5	Y		N	06/2025		
14195	RYE	02/01/1957	Active	41	0	3	-6.82%	44	32	1	Y		N	10/2025		
	Exc Award (06/30/2016, 06/30/2017, 06/30/2019, 06/30/2020, 06/30/2021, 06/30/2022)															
14198	SADDLEBACK MOUNTAIN	04/23/1973	Status Quo(2)	17	0	0	0.00%	17		12	N	None		02/2025	90+ Days	
	Exc Award (06/30/2022)															
14196	SALEM	03/21/1954	Active	42	2	2	0.00%	41	21	0	Y		N	10/2025		\$2,005.00
	Exc Award (06/30/2016, 06/30/2018, 06/30/2021, 06/30/2022, 06/30/2023)															
14199	SANDOWN	03/21/1966	Active	20	0	0	0.00%	21		6	Y	2	R	09/2025		\$100.00
	Exc Award (06/30/2016, 06/30/2022)															
14200	SEABROOK	12/22/1953	Active	40	2	0	5.26%	37		3	Y		N	06/2025		\$5,400.00



Club Health Assessment for District 44 H through November 2025

			Status	Membership					Reports				Finance	LCIF				
Club Number	Club Name	Charter Date	Times in Status Quo in Past 2 Years	Current Member Count **	YTD Members Added	YTD Members Dropped	YTD Net Growth% ***	Member Count 1 Year Ago	Dropped Members Avg.Length of Service	Months Since Membership Update	Current Officers Reported ****	Current President Repeated Term	VP Reported *****	Last Date Reported Service (mm/yyyy)	Account Balance	YTD Donations		
Exc Award (06/30/2016)			Status Quo(2)	47	0	0	0.00%	47		7	Y	8		11/2024	90+ Days			
14201	SOMERSWORTH	11/23/1948		Active														
Exc Award (06/30/2016, 06/30/2021)																		
115324	SUNCOOK VALLEY AREA	10/19/2011		Active	5	0	0	0.00%	5		13	N	None				02/2025	
14202	WAKEFIELD	04/09/1954		Active	65	5	0	8.33%	56		0	Y		N			11/2025	
Exc Award (06/30/2016, 06/30/2021, 06/30/2023, 06/30/2024, 06/30/2025)																		
14204	WHITTIER	12/19/1957		Active	11	1	0	10.00%	10		1	Y	2	R			02/2025	
14205	WINDHAM	12/02/1969		Active	27	2	0	8.00%	27		1	Y		N			11/2025	\$1,750.00
Exc Award (06/30/2016, 06/30/2017, 06/30/2020, 06/30/2021, 06/30/2024)																		
14206	WOLFEBORO	10/31/1954	Active	65	3	2	1.56%	62	19	1	Y		N	11/2025	\$50.00			
Exc Award (06/30/2022, 06/30/2023, 06/30/2024, 06/30/2025)																		

Clubs Cancelled Previous Fiscal Year – Clubs Cancelled within last 12 months may be reinstated

Club Number	Club Name	Charter Date	Current Status*	Cancellation Date
129766	Barrington Area Centennial	01/13/2017	Cancelled(6*)	05/29/2025

Current Total Clubs Count	YTD New Clubs Count	YTD Cancelled Clubs Count	YTD Net Club Gain	Current Total Members Count	YTD Add	YTD Drop	YTD Net Growth	YTD Net Growth %	Member Count 12 Months Ago	Average Member Count Per Club	% of Clubs with less than 20 members	% No Officer Report in 12 Months	% of Clubs with balance 90+ days	Number of Clubs in Status Quo	% Status Quo Clubs in Financial Suspension	Number of Cancelled Clubs	Average Cancelled Club Age	Members Lost Due to Cancellation	% of Clubs Cancelled for Non-Financial Reasons
38	0	0	0	1,238	52	28	24	1.98%	1,236	33	37%	8%	8%	2	100%	0	0	0	0%

* - P - Priority Club. Cancellation Reasons: 1-Objectives/conduct, 2-Non-active club, 5-Non-existing club, 6-Disbanding, 7-Merger, 8-Financial Suspension, 9-District/Multiple District Dues.

** Red denotes below 15 active members.

*** Red denotes 20% + loss.

**** Y - all 3 (President, Secretary, Treasurer) club officers reported, N - not all 3 reported.

***** Abbreviation: N-New, IP-Immediate Past, R-Repeat.



Club Health Assessment for District 49 A through November 2025

			Status	Membership						Reports				Finance	LCIF	
Club Number	Club Name	Charter Date	Times in Status Quo in Past 2 Years	Current Member Count **	YTD Members Added	YTD Members Dropped	YTD Net Growth% ***	Member Count 1 Year Ago	Dropped Members Avg.Length of Service	Months Since Membership Update	Current Officers Reported ****	Current President Repeated Term	VP Reported *****	Last Date Reported Service (mm/yyyy)	Account Balance	YTD Donations
Clubs more than two years old																
131294	Alaska Centennial Veterans	06/21/2017	Active	4	0	0	0.00%	2		5	Y	7		11/2025	90+ Days	
115744	ALASKA STATE SNO-X	01/10/2012	Active	18	0	1	-5.26%	25	2	1	Y			11/2024		
14241	ANCHORAGE	06/06/1944	Active	16	0	1	-5.88%	20	1	2	N	4	R	08/2025		\$2,098.09
109061	ANCHORAGE ALASKA SPORTS CAR	08/12/2010	Active(1)	105	10	0	10.53%	58		1	Y	6	R	10/2025		
43623	ANCHORAGE BENTON BAY ATHLETIC	03/30/1984	Active	30	0	0	0.00%	32		3	Y		N	11/2025		\$1,050.00
Exc Award (06/30/2018, 06/30/2024)																
130461	Anchorage Centennial Cyber	04/11/2017	Active(1)	4	0	0	0.00%	4		24	Y	10		04/2025		
42778	ANCHORAGE MABUHAY	06/15/1983	Active	32	2	0	6.67%	23		0	Y		N	10/2025		\$752.00
Exc Award (06/30/2025)																
14245	ANCHORAGE MT MCKINLEY	11/29/1950	Active	9	0	0	0.00%	11		6	Y			11/2025		\$200.00
62928	ANCHORAGE RACING	03/27/2000	Active	38	1	4	-7.32%	41	9	0	Y	3	R	04/2025		
42069	BALLYHOO	12/08/1982	Active(3)	12	0	0	0.00%	12		23	Y	5		08/2024		
14246	BETHEL	10/09/1962	Active(1)	6	0	0	0.00%	27		5	Y	3		02/2025		
36890	BIG LAKE	04/13/1979	Active	32	4	5	-3.03%	32	7	2	Y	2	R	06/2025		
Exc Award (06/30/2021)																
35478	COPPER RIVER BASIN	04/28/1978	Active	39	4	1	8.33%	36	22	1	Y	9	N	11/2025		
14250	EAGLE RIVER	11/15/1962	Active	89	8	12	-4.30%	84	5	1	Y		N	11/2025		
Exc Award (06/30/2021, 06/30/2022, 06/30/2023)																
53291	EAGLE RIVER SLEEPING LADY MTN	06/08/1992	Active	47	5	5	0.00%	46	10	0	Y		N	11/2025		\$1,193.00
Exc Award (06/30/2016, 06/30/2021, 06/30/2022, 06/30/2023)																
53217	GIRDWOOD TURNAGAIN ARM	06/08/1992	Active	41	4	4	0.00%	40	8	1	Y	2	N	09/2025	90+ Days	\$100.00
Exc Award (06/30/2019)																
59711	HOUSTON	06/18/1997	Active	51	0	0	0.00%	50		3	Y	5		12/2024		
14253	JUNEAU	08/14/1944	Active	20	1	3	-9.09%	24	11	0	Y		N	11/2025		\$250.00
42656	JUNEAU MENDENHALL FLYING	05/23/1983	Active	17	0	0	0.00%	20		2	Y	8	R	08/2025		
35554	KACHEMAK BAY L C	05/31/1978	Active	30	3	2	3.45%	29	1	2	Y		R	11/2025	90+ Days	



Club Health Assessment for District 49 A through November 2025

				Membership						Reports				Finance		LCIF		
Club Number	Club Name	Charter Date	Status		Current Member Count **	YTD Members Added	YTD Members Dropped	YTD Net Growth***	Member Count 1 Year Ago	Dropped Members Avg.Length of Service	Months Since Membership Update	Current Officers Reported ****	Current President Repeated Term	VP Reported *****	Last Date Reported Service (mm/yyyy)	Account Balance	YTD Donations	
			Times in Status Quo in Past 2 Years															
14254	KENAI	01/29/1966	Active		34	3	0	9.68%	38		1	Y		N	11/2025			
61312	KENAI PENINSULA RACING	12/03/1998	Active		77	23	40	-18.09%	94	3	4	Y	7		10/2025			
14255	KETCHIKAN	09/06/1944	Active		13	0	1	-7.14%	14	8	0	Y	5		03/2025			
14257	KODIAK	05/30/1964	Active		62	3	3	0.00%	58	3	0	Y		N	11/2025		\$1,650.00	
14260	MOUNTAIN VIEW	09/22/1958	Active		34	0	0	0.00%	32		2	Y		N	10/2025		\$8,900.00	
Exc Award (06/30/2022)																		
14258	PALMER	12/04/1962	Active		70	2	1	1.45%	65	9	3	Y		N	09/2025		\$2,000.00	
Exc Award (06/30/2022)																		
154270	Palmer Alumni	06/14/2023	Active		29	2	1	3.57%	27	2	1	Y	3	N	10/2025		\$50.00	
14266	SOLDOTNA	11/09/1967	Active		35	3	1	6.06%	31	14	3	Y	2	N	11/2025	90+ Days	\$50.00	
Exc Award (06/30/2024, 06/30/2025)																		
14267	SPENARD	11/20/1950	Active		32	1	0	3.23%	31		0	Y	2	N	11/2025		\$1,000.00	
125507	Sutton Racing	07/28/2015	Active		11	4	0	57.14%	7		4	Y	3		05/2025			
148804	Valdez Motor Sports	11/11/2021	Active		38	0	0	0.00%	29		7	Y	5	R	08/2025			
61082	WILLOW	08/18/1998	Active		32	5	4	3.23%	30	8	0	Y		N	11/2025			
Current Total Clubs Count	YTD New Clubs Count	YTD Cancelled Clubs Count	YTD Net Club Gain	Current Total Members Count	YTD Add	YTD Drop	YTD Net Growth	Member Count 12 Months Ago	Average Member Count Per Club	% of Clubs with less than 20 members	% No Officer Report in 12 Months	% of Clubs with balance 90+ days	Number of Clubs in Status Quo	% Status Quo Clubs in Financial Suspension	Number of Cancelled Clubs	Average Cancelled Club Age	Members Lost Due to Cancellation	% of Clubs Cancelled for Non-Financial Reasons
32	0	0	0	1,107	88	89	-1	-0.09%	1,072	35	31%	0%	13%	0	0%	0	0	0

* - P - Priority Club. Cancellation Reasons: 1-Objectives/conduct, 2-Non-active club, 5-Non-existing club, 6-Disbanding, 7-Merger, 8-Financial Suspension, 9-District/Multiple District Dues.

** Red denotes below 15 active members.

*** Red denotes 20% + loss.

**** Y - all 3 (President, Secretary, Treasurer) club officers reported, N - not all 3 reported.

***** Abbreviation: N-New, IP-Immediate Past, R-Repeat.




Club Health Assessment for District 49 B through November 2025

			Status	Membership						Reports				Finance	LCIF	
Club Number	Club Name	Charter Date	Times in Status Quo in Past 2 Years	Current Member Count **	YTD Members Added	YTD Members Dropped	YTD Net Growth% ***	Member Count 1 Year Ago	Dropped Members Avg.Length of Service	Months Since Membership Update	Current Officers Reported ****	Current President Repeated Term	VP Reported *****	Last Date Reported Service (mm/yyyy)	Account Balance	YTD Donations
Clubs more than two years old																
14272	ANDERSON CLEAR	09/07/1962	Active	27	0	0	0.00%	27		14	Y	6		10/2025		
14273	BARROW	04/12/1966	Active	18	2	6	-18.18%	22	2	1	Y		R	08/2025		
14274	BERING SEA	01/06/1961	Active	37	0	0	0.00%	38		5	Y	2		04/2012		
14278	DELTA	08/19/1958	Active	20	0	6	-23.08%	25	4	1	Y	8	N	10/2025		
147230	Delta Interior Racing Association	12/30/2021	Active	25	0	2	-7.41%	28	2	4	Y	4	R	07/2025	90+ Days	
56703	FAIRBANKS ARCTIC	03/24/1995	Active	25	0	0	0.00%	26		1	N	None		02/2023		
36055	FAIRBANKS CHEECHAKO	09/19/1978	Active(1)	28	3	1	7.69%	26	8	0	Y	2		08/2017		
48098	FAIRBANKS CHOICE	02/05/1988	Active(1)	34	6	5	3.03%	25	3	0	Y	3	N	11/2025		\$50.00
40513	FAIRBANKS CURLING	11/02/1981	Active	30	1	1	0.00%	30	3	1	Y	9	R	05/2019	90+ Days	
36574	FAIRBANKS GOLDSTREAM VALLEY	02/06/1979	Active	65	3	0	4.84%	59		2	Y	4	R	11/2025		
14280	FAIRBANKS HOST	07/12/1944	Active	34	1	0	3.03%	33		2	Y		N	09/2025		\$350.00
57496	FAIRBANKS MOTORCYCLE RACING	11/28/1995	Active	10	0	0	0.00%	38		5	Y	10	R	06/2019		
106748	FAIRBANKS OFFROAD	10/22/2009	Active	25	0	0	0.00%	27		0	Y	17	R	11/2025		\$1,000.00
41337	FAIRBANKS RACING	05/07/1982	Active	27	0	0	0.00%	27		2	Y	17	R	06/2019		
57497	FAIRBANKS SNOWMOBILE FUN	11/28/1995	Active	38	0	0	0.00%	57		5	Y		N	11/2025		
14285	FOX	11/17/1969	Active	43	2	2	0.00%	40	14	1	Y	2	N	11/2025		
14288	HEALY VALLEY L C	11/10/1968	Active	30	0	1	-3.23%	31	38	3	Y	3	R	05/2025		\$10.00
77726	INTERIOR BASEBALL	11/28/2003	Active	24	1	3	-7.69%	25	4	0	Y		R	10/2025		\$13,115.00
14290	KOTZEBUE	11/10/1965	Active	30	0	1	-3.23%	32	33	2	Y	11	R	06/2025		
52448	NORTH POLE	01/27/1992	Active	32	3	2	3.23%	31	6	0	Y	2		10/2025	90+ Days	
Exc Award (06/30/2018, 06/30/2023)																
51408	TOK	03/13/1991	Active	25	0	0	0.00%	25		43	Y	14		01/2017		



Club Health Assessment for District 49 B through November 2025

<div></div>						Status		Membership				Reports				Finance		LCIF	
						Times in Status Quo in Past 2 Years		Current Member Count **	YTD Members Added	YTD Members Dropped	YTD Net Growth***	Member Count 1 Year Ago	Dropped Members Avg.Length of Service	Months Since Membership Update	Current Officers Reported ****	Current President Repeated Term	VP Reported *****	Last Date Reported Service (mm/yyyy)	Account Balance
Club Number	Club Name		Charter Date																
Current Total Clubs Count	YTD New Clubs Count	YTD Cancelled Clubs Count	YTD Net Club Gain	Current Total Members Count	YTD Add	YTD Drop	YTD Net Growth	YTD Net Growth %	Member Count 12 Months Ago	Average Member Count Per Club	% of Clubs with less than 20 members	% No Officer Report in 12 Months	% of Clubs with balance 90+ days	Number of Clubs in Status Quo	% Status Quo Clubs in Financial Suspension	Number of Cancelled Clubs	Average Cancelled Club Age	Members Lost Due to Cancellation	% of Clubs Cancelled for Non-Financial Reasons
21	0	0	0	627	22	30	-8	-1.26%	672	30	10%	0%	14%	0	0%	0	0	0	0%

* - P - Priority Club. Cancellation Reasons: 1-Objectives/conduct, 2-Non-active club, 5-Non-existing club, 6-Disbanding, 7-Merger, 8-Financial Suspension, 9-District/Multiple District Dues.

** Red denotes below 15 active members.

*** Red denotes 20% + loss.

**** Y - all 3 (President, Secretary, Treasurer) club officers reported, N - not all 3 reported.

***** Abbreviation: N-New, IP-Immediate Past, R-Repeat.



Club Health Assessment for District 51 O through November 2025

			Status	Membership					Reports				Finance	LCIF		
Club Number	Club Name	Charter Date	Times in Status Quo in Past 2 Years	Current Member Count **	YTD Members Added	YTD Members Dropped	YTD Net Growth***	Member Count 1 Year Ago	Dropped Members Avg.Length of Service	Months Since Membership Update	Current Officers Reported ****	Current President Repeated Term	VP Reported *****	Last Date Reported Service (mm/yyyy)	Account Balance	YTD Donations
Clubs less than two years old																
182926	Florida	06/20/2025	Active	24	1	0	4.35%	0		2	Y	2	N			
181752	Hatillo	06/16/2025	Active	21	3	2	5.00%	0	0	2	Y	2		11/2025		\$350.00
179339	Quebradillas "Angel L. Saavedra Hernandez"	11/22/2024	Active	40	0	0	0.00%	25		5	Y	2	R			
Clubs more than two years old																
14374	AGUADILLA Exc Award (06/30/2016)	04/17/1938	Active(1)	8	0	0	0.00%	21		5	N	None		05/2021		
154641	Aguadilla - Universitario Interamerica Recinto de Exc Award (06/30/2024)	06/02/2023	Active	26	7	9	-7.14%	29	1	0	Y		N	06/2025		
127633	Aguadilla Damas Leones Civicas Exc Award (06/30/2017, 06/30/2018, 06/30/2020, 06/30/2021, 06/30/2022)	05/23/2016	Active	21	0	0	0.00%	22		1	Y	2	R	10/2025		\$21.00
77940	AGUADILLA EN RAMEY Exc Award (06/30/2016, 06/30/2017, 06/30/2018, 06/30/2019, 06/30/2021, 06/30/2022, 06/30/2023)	12/11/2003	Active	26	2	1	4.00%	23	2	0	Y		N	10/2025	90+ Days	\$350.00
122862	Añasco Diego Salcedo Exc Award (06/30/2016, 06/30/2017, 06/30/2018, 06/30/2019, 06/30/2021, 06/30/2023, 06/30/2024)	08/07/2014	Active	31	1	0	3.33%	29		1	Y		R	05/2025		\$750.00
109633	AÑASCO LA PAZ Exc Award (06/30/2018, 06/30/2021, 06/30/2022, 06/30/2023)	11/09/2010	Active	21	2	0	10.53%	17		0	Y	3	R	10/2025	90+ Days	\$100.00
14377	ARECIBO CAPITAN CORREA Exc Award (06/30/2016, 06/30/2017, 06/30/2018, 06/30/2019, 06/30/2021, 06/30/2022)	12/03/1970	Active	30	1	0	3.45%	30		3	Y			11/2025	90+ Days	\$365.00
14376	Arecibo Carlos B. Esteva Mersch Exc Award (06/30/2019, 06/30/2021, 06/30/2024)	06/14/1938	Active	41	3	2	2.50%	36	4	0	Y	3		10/2025		\$250.00
33215	ARECIBO SANTANA Exc Award (06/30/2021, 06/30/2023, 06/30/2024)	01/10/1977	Active	20	1	0	5.26%	19		2	Y		N	03/2025		\$100.00



Club Health Assessment for District 51 O through November 2025

			Status	Membership						Reports				Finance	LCIF	
Club Number	Club Name	Charter Date	Times in Status Quo in Past 2 Years	Current Member Count **	YTD Members Added	YTD Members Dropped	YTD Net Growth% ***	Member Count 1 Year Ago	Dropped Members Avg.Length of Service	Months Since Membership Update	Current Officers Reported ****	Current President Repeated Term	VP Reported *****	Last Date Reported Service (mm/yyyy)	Account Balance	YTD Donations
105012	ARECIBO UNIVERSIDAD DE PUERTO RICO Exc Award (06/30/2016, 06/30/2017, 06/30/2019)	04/02/2009	Active(1)	5	0	4	-44.44%	9	3	2	Y			09/2025		
14381	CABO ROJO LUIS CARLO AYMAT Exc Award (06/30/2020, 06/30/2021, 06/30/2022, 06/30/2023, 06/30/2024)	06/18/1940	Active	75	3	0	4.17%	72		0	Y		R	11/2025		\$150.00
14395	CAMUY Exc Award (06/30/2018, 06/30/2020, 06/30/2021, 06/30/2022, 06/30/2023)	04/04/1960	Active	36	3	4	-2.70%	38	25	2	Y	2	R	11/2025		\$350.00
14372	DR ROSENDO E MTNZ DE ADJUNTAS Exc Award (06/30/2024)	04/16/1946	Active	61	0	0	0.00%	61		15	Y		N	05/2025		
14459	Guánica Ensenada "Wilfredo Rodríguez Vázquez" Exc Award (06/30/2017, 06/30/2018, 06/30/2020, 06/30/2021, 06/30/2022, 06/30/2023, 06/30/2024)	05/08/1954	Active	42	0	6	-12.50%	43	4	2	Y		N	11/2025		\$100.00
14461	GUAYANILLA HERMINIO ARZOLA Exc Award (06/30/2018, 06/30/2019, 06/30/2020, 06/30/2022, 06/30/2023, 06/30/2024)	12/23/1946	Active	95	1	0	1.06%	85		0	Y		N	11/2025		
14396	HORMIGUEROS Exc Award (06/30/2016, 06/30/2017, 06/30/2022, 06/30/2023, 06/30/2024)	01/02/1962	Active	53	5	0	10.42%	46		0	Y		N	11/2025	90+ Days	\$100.00
14398	ISABELA Exc Award (06/30/2017, 06/30/2018, 06/30/2019, 06/30/2023, 06/30/2024)	04/14/1946	Active	77	1	1	0.00%	78	37	2	Y		N	10/2025	90+ Days	\$2,575.00
14402	JAYUYA Exc Award (06/30/2022, 06/30/2023)	11/06/1955	Active	25	0	0	0.00%	22		8	Y	2	R	08/2025	90+ Days	
32216	JOSÉ A TONY MÉNDEZ PONCE PLAYA Exc Award (06/30/2017, 06/30/2018, 06/30/2019, 06/30/2021, 06/30/2022, 06/30/2023, 06/30/2024)	05/13/1976	Active	31	0	4	-11.43%	35	10	4	Y	2	N	04/2025		
146359	Juana Diaz Exc Award (06/30/2022)	06/07/2021	Active(1)	16	1	0	6.67%	18		6	N		N	12/2023		
14404	LAJAS GERON IRIZARRY Exc Award (06/30/2017, 06/30/2018, 06/30/2019, 06/30/2022)	08/01/1953	Active	54	3	1	3.85%	43	10	0	Y	2	R	11/2025		\$170.00



Club Health Assessment for District 51 O through November 2025

			Status	Membership						Reports				Finance	LCIF	
Club Number	Club Name	Charter Date	Times in Status Quo in Past 2 Years	Current Member Count **	YTD Members Added	YTD Members Dropped	YTD Net Growth% ***	Member Count 1 Year Ago	Dropped Members Avg.Length of Service	Months Since Membership Update	Current Officers Reported ****	Current President Repeated Term	VP Reported *****	Last Date Reported Service (mm/yyyy)	Account Balance	YTD Donations
150925	Lares	05/31/2022	Active	28	0	3	-9.68%	32	2	2	Y			10/2025		
14407	LAS MARIAS PEDRO AVILA FIGUERO Exc Award (06/30/2019, 06/30/2021, 06/30/2023, 06/30/2024)	06/03/1965	Active	40	0	2	-4.76%	41	15	2	Y		N	08/2025		
14411	MARICAO Exc Award (06/30/2017, 06/30/2019, 06/30/2022)	05/07/1950	Active	16	0	0	0.00%	16		5	Y	2		11/2025		
14412	MAYAGUEZ Exc Award (06/30/2017, 06/30/2019, 06/30/2022)	03/09/1937	Active	31	0	0	0.00%	28		5	Y		R	10/2025		\$50.00
66458	MAYAGUEZ DAMAS LEONES-HILDA GARCÍA DE Exc Award (06/30/2016, 06/30/2017, 06/30/2018, 06/30/2020, 06/30/2021, 06/30/2022, 06/30/2023, 06/30/2024)	06/28/2002	Active	43	5	6	-2.27%	45	3	0	Y		N	10/2025		\$250.00
138227	Mayagüez Nuevas Voces Exc Award (06/30/2020, 06/30/2022, 06/30/2023, 06/30/2024)	06/20/2019	Active	62	15	7	14.81%	55	5	0	Y		N	11/2025		\$1,000.00
14414	MAYAGUEZ VISTA VERDE Exc Award (06/30/2016, 06/30/2017, 06/30/2018, 06/30/2019, 06/30/2021, 06/30/2022)	03/02/1970	Active	47	2	1	2.17%	43	22	0	Y		N	11/2025		\$50.00
14415	MOCA Exc Award (06/30/2018, 06/30/2019, 06/30/2021, 06/30/2023)	11/06/1961	Active	40	0	0	0.00%	37		7	Y		N	11/2025		
14476	PENUELAS Exc Award (06/30/2017, 06/30/2019, 06/30/2021, 06/30/2022, 06/30/2023, 06/30/2024)	10/18/1964	Active	86	0	0	0.00%	66		3	Y		N	10/2025		\$150.00
105014	PENUELAS FLAMBOYAN Exc Award (06/30/2018, 06/30/2019, 06/30/2020, 06/30/2021, 06/30/2022, 06/30/2023)	03/23/2009	Active	34	0	0	0.00%	34		5	Y		N	11/2025		
14477	PONCE Exc Award (06/30/2018, 06/30/2019, 06/30/2020, 06/30/2021, 06/30/2022, 06/30/2023)	02/03/1937	Active	78	5	3	2.63%	74	7	1	Y	2	R	11/2025	90+ Days	\$1,320.00
14478	PONCE BARAMAYA	04/17/1972	Active	40	0	8	-16.67%	46	2	0	Y		N	10/2025		\$50.00



Club Health Assessment for District 51 O through November 2025

			Status	Membership					Reports				Finance	LCIF		
Club Number	Club Name	Charter Date	Times in Status Quo in Past 2 Years	Current Member Count **	YTD Members Added	YTD Members Dropped	YTD Net Growth% ***	Member Count 1 Year Ago	Dropped Members Avg.Length of Service	Months Since Membership Update	Current Officers Reported ****	Current President Repeated Term	VP Reported *****	Last Date Reported Service (mm/yyyy)	Account Balance	YTD Donations
102361	Exc Award (06/30/2016, 06/30/2017, 06/30/2020, 06/30/2021, 06/30/2022, 06/30/2023, 06/30/2024) PONCE MANOS QUE TRABAJAN	06/11/2008	Active	25	0	0	0.00%	25		6	Y	3	R	10/2025		
14480	Exc Award (06/30/2020, 06/30/2021, 06/30/2022, 06/30/2024) PONCE MIGUEL POU	10/30/1969	Active	9	0	0	0.00%	13		7	Y	4	R	08/2024		
131139	Exc Award (06/30/2017, 06/30/2020) Ponce Señorial	06/08/2017	Active	17	0	0	0.00%	17		6	Y	6	N	10/2024		\$500.00
78500	Exc Award (06/30/2018, 06/30/2021) RINCON	03/03/2004	Active	14	0	0	0.00%	15		3	Y	2		07/2025		
14425	Exc Award (06/30/2017, 06/30/2020, 06/30/2021, 06/30/2022) SABANA GRANDE	04/02/1954	Active	76	3	0	4.11%	79		1	Y		N	10/2025		\$450.00
32613	Exc Award (06/30/2017, 06/30/2018, 06/30/2019, 06/30/2021, 06/30/2022, 06/30/2023) SAN ANTONIO MIGUEL A. "MICKEY" RIVERA	07/14/1976	Active	21	0	1	-4.55%	22	1	0	Y	2	R	10/2025		\$1,000.00
14426	Exc Award (06/30/2019, 06/30/2020, 06/30/2022, 06/30/2023, 06/30/2024) SAN GERMÁN ALFREDO VIVONI ACOSTA	02/03/1938	Active	89	6	3	3.49%	84	5	0	Y	2	N	11/2025		\$650.00
52919	Exc Award (06/30/2017, 06/30/2019, 06/30/2020, 06/30/2021, 06/30/2022, 06/30/2023, 06/30/2024) SAN GERMAN PORTA COELI	04/09/1992	Active	42	0	1	-2.33%	39	1	0	Y		N	11/2024		
14430	Exc Award (06/30/2017, 06/30/2018, 06/30/2021, 06/30/2022, 06/30/2024) SAN SEBASTIAN	10/09/1943	Active	81	6	2	5.19%	87	47	0	Y		N	11/2025		\$120.00
154965	Exc Award (06/30/2016, 06/30/2017, 06/30/2019, 06/30/2020, 06/30/2021, 06/30/2022, 06/30/2023, 06/30/2024) Universidad Interamericana San German	06/30/2023	Active	40	0	0	0.00%	53		11	Y	2			90+ Days	
153871	Universitario Interamericana Recinto de Ponce Leones	03/31/2023	Active	36	3	0	9.09%	31		0	N	None		09/2023	90+ Days	
110975	Exc Award (06/30/2017, 06/30/2021) UNIVERSITARIO PONCE PUCPR	04/29/2011	Active(1)	5	0	2	-28.57%	2	1	0	N		N	10/2025		



Club Health Assessment for District 51 O through November 2025

INTERNATIONAL

Club Number	Club Name	Charter Date	Status	Membership					Reports				Finance	LCIF		
			Times in Status Quo in Past 2 Years	Current Member Count **	YTD Members Added	YTD Members Dropped	YTD Net Growth% ***	Member Count 1 Year Ago	Dropped Members Avg.Length of Service	Months Since Membership Update	Current Officers Reported ****	Current President Repeated Term	VP Reported *****	Last Date Reported Service (mm/yyyy)	Account Balance	YTD Donations
14435	Utuaño Ramón Aníbal Pérez Ramírez Exc Award (06/30/2017, 06/30/2018, 06/30/2019, 06/30/2021, 06/30/2022, 06/30/2024)	07/23/1938	Active	45	2	0	4.65%	49		2	Y		N	10/2025		\$430.00
14501	VILLALBA Exc Award (06/30/2019, 06/30/2021, 06/30/2023, 06/30/2024)	11/09/1955	Active	49	1	0	2.08%	45		3	Y		N	11/2025		
14503	YAUCO RUBÉN ROURA TORRES Exc Award (06/30/2020, 06/30/2022)	12/02/1937	Active	57	0	3	-5.00%	56	19	0	Y		N	09/2024	90+ Days	

Clubs Cancelled Previous Fiscal Year – Clubs Cancelled within last 12 months may be reinstated

Club Number		Club Name		Charter Date		Current Status*		Cancellation Date											
14397		HORMIGUEROS VALLE HERMOSO		02/15/1970		Cancelled(8*)		07/29/2024											
Current Total Clubs Count	YTD New Clubs Count	YTD Cancelled Clubs Count	YTD Net Club Gain	Current Total Members Count	YTD Add	YTD Drop	YTD Net Growth	YTD Net Growth %	Member Count 12 Months Ago	Average Member Count Per Club	% of Clubs with less than 20 members	% No Officer Report in 12 Months	% of Clubs with balance 90+ days	Number of Clubs in Status Quo	% Status Quo Clubs in Financial Suspension	Number of Cancelled Clubs	Average Cancelled Club Age	Members Lost Due to Cancellation	% of Clubs Cancelled for Non-Financial Reasons
51	0	0	0	2,030	86	76	10	0.50%	1,935	40	16%	0%	20%	0	0%	0	0	0	0%

* - P - Priority Club. Cancellation Reasons: 1-Objectives/conduct, 2-Non-active club, 5-Non-existing club, 6-Disbanding, 7-Merger, 8-Financial Suspension, 9-District/Multiple District Dues.

** Red denotes below 15 active members.

*** Red denotes 20% + loss.

**** Y - all 3 (President, Secretary, Treasurer) club officers reported, N - not all 3 reported.

***** Abbreviation: N-New, IP-Immediate Past, R-Repeat.



Club Health Assessment for District 51 E through November 2025

			Status	Membership						Reports				Finance	LCIF	
Club Number	Club Name	Charter Date	Times in Status Quo in Past 2 Years	Current Member Count **	YTD Members Added	YTD Members Dropped	YTD Net Growth% ***	Member Count 1 Year Ago	Dropped Members Avg.Length of Service	Months Since Membership Update	Current Officers Reported ****	Current President Repeated Term	VP Reported *****	Last Date Reported Service (mm/yyyy)	Account Balance	YTD Donations
Clubs less than two years old																
182972	Las Piedras	06/27/2025	Active	20	1	1	0.00%	0	1	1	N	None		11/2025	90+ Days	
188248	Valenciano Virtual - Salud y Belleza con Proposito	07/30/2025	Active	25	25	0	100.00%	0		1	Y			09/2025		
Clubs more than two years old																
35362	BAIROA PARK L C Exc Award (06/30/2016)	04/14/1978	Status Quo(2)	14	0	0	0.00%	14		25	N	None		01/2020	90+ Days	
14443	CAGUAS Exc Award (06/30/2016, 06/30/2018, 06/30/2020, 06/30/2022, 06/30/2024)	02/26/1945	Active	67	4	3	1.52%	59	13	3	Y		N	08/2025		\$250.00
30159	CAGUAS/VILLA BLANCA Exc Award (06/30/2019)	01/31/1975	Active	12	0	0	0.00%	13		9	Y	10	N	09/2025		
14446	CAROLINA COUNTRY CLUB Exc Award (06/30/2016, 06/30/2019)	11/11/1969	Active	16	0	2	-11.11%	17	8	4	Y	2	R	11/2025		
58111	CAROLINA JULIA DE BURGOS Exc Award (06/30/2017, 06/30/2024)	04/01/1996	Active(1)	7	0	0	0.00%	7		5	Y	9		12/2023		
14458	FAJARDO Exc Award (06/30/2018, 06/30/2019, 06/30/2020, 06/30/2021, 06/30/2024)	12/20/1960	Active	41	1	0	2.50%	37		2	Y		N	03/2025	90+ Days	\$1,150.00
44023	FREDERIKSTED U S V I	06/22/1984	Active	17	1	0	6.25%	16		0	Y	2	R	10/2025		\$50.00
14462	GURABO Exc Award (06/30/2016)	09/30/1964	Active	23	2	1	4.55%	21	16	1	Y	2	N	08/2025	90+ Days	
14463	HATO REY Exc Award (06/30/2016, 06/30/2018, 06/30/2019, 06/30/2021, 06/30/2022, 06/30/2023, 06/30/2024)	05/24/1955	Active	36	4	1	9.09%	54	11	1	Y		N	11/2025		
14467	JUNCOS Exc Award (06/30/2017, 06/30/2019, 06/30/2021, 06/30/2022, 06/30/2024)	11/20/1946	Active	39	1	24	-37.10%	64	1	1	Y		N	09/2025		
14469	LOIZA Exc Award (06/30/2017, 06/30/2020, 06/30/2022, 06/30/2024)	10/15/1969	Active	22	6	0	37.50%	19		2	Y		R	11/2025	90+ Days	
14470	LUQUILLO	05/19/1969	Status Quo(2)	0	0	9	-100.00%	9	4	1	N	None		04/2021	90+ Days	



Club Health Assessment for District 51 E through November 2025

			Status		Membership					Reports				Finance		LCIF
Club Number	Club Name	Charter Date	Times in Status Quo in Past 2 Years	Current Member Count **	YTD Members Added	YTD Members Dropped	YTD Net Growth% ***	Member Count 1 Year Ago	Dropped Members Avg.Length of Service	Months Since Membership Update	Current Officers Reported ****	Current President Repeated Term	VP Reported *****	Last Date Reported Service (mm/yyyy)	Account Balance	YTD Donations
Exc Award (06/30/2016, 06/30/2017, 06/30/2019, 06/30/2024)																
14471	MAUNABO	04/17/1972	Active	16	0	1	-5.88%	17	8	2	N	6	N	08/2025	90+ Days	
14465	RAFAEL M. CARRILLO L C	11/21/1947	Active	10	0	0	0.00%	10		11	Y	10	R	02/2019		
14482	RIO PIEDRAS	08/09/1938	Active	22	1	1	0.00%	22	4	1	Y		IP	03/2025		\$1,000.00
Exc Award (06/30/2016, 06/30/2017, 06/30/2018, 06/30/2024)																
14490	ROUND HILL L C	01/31/1973	Active	21	0	0	0.00%	19		4	Y	2	N	07/2025		
Exc Award (06/30/2017, 06/30/2018, 06/30/2019, 06/30/2023, 06/30/2024)																
14488	SABANA LLANA	03/20/1960	Active	10	0	0	0.00%	10		8	Y	9		01/2024		\$500.00
Exc Award (06/30/2016, 06/30/2017, 06/30/2024)																
14427	SAN JUAN	12/22/1936	Active	50	5	0	11.11%	43		0	Y		N	10/2025		\$922.00
Exc Award (06/30/2016, 06/30/2021, 06/30/2024)																
33328	SAN JUAN GARDENS JOSE A. CRESPO	02/15/1977	Active	14	0	0	0.00%	14		22	Y		IP	10/2025		
Exc Award (06/30/2017, 06/30/2018)																
14493	SAN LORENZO	10/17/1943	Active	43	2	1	2.38%	40	13	2	Y	2	N	11/2025		\$1,100.00
Exc Award (06/30/2016, 06/30/2018, 06/30/2022)																
14431	SANTURCE	02/26/1969	Active	5	0	0	0.00%	6		7	N	None		12/2023		
Exc Award (06/30/2019, 06/30/2024)																
14432	SANTURCE LAS PALMAS	03/18/1970	Active	32	0	8	-20.00%	33	8	0	Y		N	10/2024		
Exc Award (06/30/2016, 06/30/2018, 06/30/2019, 06/30/2021)																
14496	TRUJILLO ALTO DR LUIS F SANCHE	02/27/1962	Active	29	0	0	0.00%	25		4	Y		N	10/2025		\$220.00
Exc Award (06/30/2022, 06/30/2023, 06/30/2024)																
110794	UNIVERSITARIO INTERAMERICANA	04/15/2011	Status Quo(1)	81	0	0	0.00%	56		5	N	None		09/2021	90+ Days	
Exc Award (06/30/2020)																

Clubs Cancelled Previous Fiscal Year – Clubs Cancelled within last 12 months may be reinstated

Club Number	Club Name	Charter Date	Current Status*	Cancellation Date
-------------	-----------	--------------	-----------------	-------------------



Club Health Assessment for District 51 E through November 2025

INTERNATIONAL

						Status					Membership					Reports				Finance		LCIF
Club Number	Club Name	Charter Date	Times in Status Quo in Past 2 Years			Current Member Count **	YTD Members Added	YTD Members Dropped	YTD Net Growth***	Member Count 1 Year Ago	Dropped Members Avg.Length of Service	Months Since Membership Update	Current Officers Reported ****	Current President Repeated Term	VP Reported *****	Last Date Reported Service (mm/yyyy)	Account Balance	YTD Donations				
141947	Puerto Rico Mujeres Líderes Cibernética	06/30/2020	Cancelled(8*)			12/30/2024																
76101	RIO PIEDRAS LIONESS	06/13/2003	Cancelled(6*)			03/29/2025																
Current Total Clubs Count	YTD New Clubs Count	YTD Cancelled Clubs Count	YTD Net Club Gain	Current Total Members Count	YTD Add	YTD Drop	YTD Net Growth	YTD Net Growth %	Member Count 12 Months Ago	Average Member Count Per Club	% of Clubs with less than 20 members	% No Officer Report in 12 Months	% of Clubs with balance 90+ days	Number of Clubs in Status Quo	% Status Quo Clubs in Financial Suspension	Number of Cancelled Clubs	Average Cancelled Club Age	Members Lost Due to Cancellation	% of Clubs Cancelled for Non-Financial Reasons			
26	1	0	1	672	53	52	1	0.15%	625	26	42%	12%	31%	3	100%	0	0	0	0%			

* - P - Priority Club. Cancellation Reasons: 1-Objectives/conduct, 2-Non-active club, 5-Non-existing club, 6-Disbanding, 7-Merger, 8-Financial Suspension, 9-District/Multiple District Dues.

** Red denotes below 15 active members.

*** Red denotes 20% + loss.

**** Y - all 3 (President, Secretary, Treasurer) club officers reported, N - not all 3 reported.

***** Abbreviation: N-New, IP-Immediate Past, R-Repeat.



Club Health Assessment for District 51 C through November 2025

			Status	Membership					Reports				Finance		LCIF	
Club Number	Club Name	Charter Date	Times in Status Quo in Past 2 Years	Current Member Count **	YTD Members Added	YTD Members Dropped	YTD Net Growth% ***	Member Count 1 Year Ago	Dropped Members Avg.Length of Service	Months Since Membership Update	Current Officers Reported ****	Current President Repeated Term	VP Reported *****	Last Date Reported Service (mm/yyyy)	Account Balance	YTD Donations
Clubs less than two years old																
179219	Palo Seco "Aguilas Doradas"	12/29/2024	Active	46	12	0	35.29%	0		2	Y		N	11/2025	90+ Days	\$616.00
Clubs more than two years old																
55968	AIBONITO DEL ASOMANTE	07/01/1994	Active	23	0	0	0.00%	19		4	Y		N	11/2025	90+ Days	\$400.00
Exc Award (06/30/2018, 06/30/2023)																
14439	AIBONITO JOSÉ A. CANINO	11/28/1952	Active	55	9	6	5.77%	53	3	1	Y		N	11/2025	90+ Days	\$486.00
Exc Award (06/30/2019, 06/30/2020, 06/30/2021, 06/30/2023, 06/30/2024)																
134634	Bahia Catano	04/30/2018	Active	31	0	0	0.00%	24		6	Y	2	N	10/2025		\$80.00
Exc Award (06/30/2023)																
151092	Barceloneta	06/06/2022	Active(1)	21	2	6	-16.00%	25	2	1	Y		N	09/2025		\$95.00
14379	BAYAMON	02/21/1939	Active	77	1	32	-28.70%	107	11	1	Y		N	10/2025		\$1,016.00
Exc Award (06/30/2019, 06/30/2022, 06/30/2024)																
14442	BORIQUEN BALDRICH L C	04/17/1973	Active(1)	10	0	0	0.00%	10		16	N	None		05/2018		
Exc Award (06/30/2016, 06/30/2018)																
14382	CAPARRA	12/27/1954	Active	24	1	1	0.00%	28	56	0	N	2		01/2025		\$16.00
Exc Award (06/30/2016, 06/30/2018, 06/30/2022)																
14383	CATAÑO GUSTAVO ADOLFO GRANA LC	02/02/1956	Active	36	1	5	-10.00%	41	10	0	Y	2	N	11/2025	90+ Days	
Exc Award (06/30/2016, 06/30/2018, 06/30/2021, 06/30/2022, 06/30/2023, 06/30/2024)																
14448	CAYEY	03/06/1948	Active	25	0	1	-3.85%	29	3	0	Y		IP	11/2025		\$305.00
Exc Award (06/30/2018, 06/30/2021, 06/30/2023)																
152688	Cidra	10/04/2022	Active	33	1	0	3.13%	34		3	Y	2	N	11/2025		\$500.00
Exc Award (06/30/2024)																
14451	COAMO	07/14/1938	Active	36	2	0	5.88%	34		4	Y	4	R	11/2025	90+ Days	
Exc Award (06/30/2017, 06/30/2018, 06/30/2019)																
14452	COMERIO	05/04/1956	Active	18	0	3	-14.29%	19	3	2	Y	2	N	10/2025		\$48.00
14386	COROZAL	12/22/1949	Active	35	0	0	0.00%	27		3	Y	4	R	11/2025		\$8.00
Exc Award (06/30/2023, 06/30/2024)																



Club Health Assessment for District 51 C through November 2025

			Status	Membership						Reports				Finance	LCIF	
Club Number	Club Name	Charter Date	Times in Status Quo in Past 2 Years	Current Member Count **	YTD Members Added	YTD Members Dropped	YTD Net Growth% ***	Member Count 1 Year Ago	Dropped Members Avg.Length of Service	Months Since Membership Update	Current Officers Reported ****	Current President Repeated Term	VP Reported *****	Last Date Reported Service (mm/yyyy)	Account Balance	YTD Donations
14460	GUAYAMA	01/09/1949	Active	45	0	0	0.00%	51		0	Y	5	R	11/2025	90+ Days	\$108.00
	Exc Award (06/30/2016, 06/30/2018, 06/30/2022, 06/30/2024)															
14406	LAS AMERICAS	03/08/1962	Active	29	0	2	-6.45%	29	5	2	Y	3	N	11/2025		
	Exc Award (06/30/2022)															
14408	LEVITTOWN	05/20/1968	Active	42	4	3	2.44%	38	1	2	Y	3	N	11/2025		\$367.46
	Exc Award (06/30/2016, 06/30/2017, 06/30/2021, 06/30/2022, 06/30/2024)															
35179	LEVITTOWN ROBERTO CLEMENTE	03/20/1978	Active	20	0	2	-9.09%	21	7	1	Y			11/2025	90+ Days	\$108.00
	Exc Award (06/30/2018, 06/30/2022)															
14409	MANATI	02/22/1940	Status Quo(3)	14	0	0	0.00%	14		28	N	None			90+ Days	
14410	MANATI IL DR ALEJANDRO O LOPEZ	01/27/1972	Active(1)	21	2	1	5.00%	17	1	3	Y		N	04/2025	90+ Days	\$300.00
	Exc Award (06/30/2016, 06/30/2017, 06/30/2018, 06/30/2024)															
14416	MOROVIS	03/11/1960	Active	33	1	1	0.00%	33	1	0	Y		N	10/2025	90+ Days	\$465.00
	Exc Award (06/30/2016, 06/30/2017, 06/30/2018, 06/30/2021, 06/30/2022, 06/30/2023)															
137425	Salinas Casa del Abeyno	02/19/2019	Active	69	0	0	0.00%	87		4	Y		N	10/2025		\$216.00
	Exc Award (06/30/2019, 06/30/2020, 06/30/2021, 06/30/2022, 06/30/2023, 06/30/2024)															
139355	Santa Isabel Centenario	08/21/2019	Active	29	0	0	0.00%	29		5	Y	3	N	03/2025		\$720.00
	Exc Award (06/30/2022, 06/30/2024)															
14494	SANTA ISABEL JUAN HURTADO	01/18/1963	Active(1)	10	0	0	0.00%	10		13	N	None		12/2019		
	Exc Award (06/30/2016, 06/30/2017, 06/30/2018)															
35559	SANTA JUANITA-LUCAS FUENTES	05/17/1978	Active	31	6	0	24.00%	22		1	Y		N	11/2025		\$916.00
	Exc Award (06/30/2016, 06/30/2017, 06/30/2021, 06/30/2024)															
14380	SIERRA BAYAMON JUAN SOTO SOTO	04/24/1972	Active	15	0	0	0.00%	15		17	Y	9	N	11/2025		\$20.00
	Exc Award (06/30/2018, 06/30/2024)															
14436	VEGA ALTA	11/05/1963	Status Quo(3)	4	0	0	0.00%	4		29	N	None			90+ Days	
14437	VEGA BAJA	12/23/1938	Active	17	0	0	0.00%	16		7	Y	2	N	10/2025		\$330.00
	Exc Award (06/30/2016, 06/30/2017)															



Club Health Assessment for District 51 C through November 2025

						Status		Membership					Reports				Finance		LCIF
						Times in Status Quo in Past 2 Years	Current Member Count **	YTD Members Added	YTD Members Dropped	YTD Net Growth% ***	Member Count 1 Year Ago	Dropped Members Avg.Length of Service	Months Since Membership Update	Current Officers Reported ****	Current President Repeated Term	VP Reported *****	Last Date Reported Service (mm/yyyy)	Account Balance	YTD Donations
Club Number	Club Name	Charter Date																	
14500	Villa Nevárez Esteban López Fernández Exc Award (06/30/2022, 06/30/2024)	02/25/1964	Active	8	0	1	-11.11%	12	13	0	N		R	06/2025		\$1,008.00			
Current Total Clubs Count	YTD New Clubs Count	YTD Cancelled Clubs Count	YTD Net Club Gain	Current Total Members Count	YTD Add	YTD Drop	YTD Net Growth %	Member Count 12 Months Ago	Average Member Count Per Club	% of Clubs with less than 20 members	% No Officer Report in 12 Months	% of Clubs with balance 90+ days	Number of Clubs in Status Quo	% Status Quo Clubs in Financial Suspension	Number of Cancelled Clubs	Average Cancelled Club Age	Members Lost Due to Cancellation	% of Clubs Cancelled for Non-Financial Reasons	
29	0	0	0	857	42	64	-22	-2.50%	848	30	28%	14%	38%	2	100%	0	0	0	0%

* - P - Priority Club. Cancellation Reasons: 1-Objectives/conduct, 2-Non-active club, 5-Non-existing club, 6-Disbanding, 7-Merger, 8-Financial Suspension, 9-District/Multiple District Dues.

** Red denotes below 15 active members.

*** Red denotes 20% + loss.

**** Y - all 3 (President, Secretary, Treasurer) club officers reported, N - not all 3 reported.

***** Abbreviation: N-New, IP-Immediate Past, R-Repeat.



Club Health Assessment for District 60 A through November 2025

			Status	Membership						Reports				Finance	LCIF	
Club Number	Club Name	Charter Date	Times in Status Quo in Past 2 Years	Current Member Count **	YTD Members Added	YTD Members Dropped	YTD Net Growth% ***	Member Count 1 Year Ago	Dropped Members Avg.Length of Service	Months Since Membership Update	Current Officers Reported ****	Current President Repeated Term	VP Reported *****	Last Date Reported Service (mm/yyyy)	Account Balance	YTD Donations
Clubs more than two years old																
18060	ARIMA	05/24/1967	Active	23	0	1	-4.17%	25	1	1	Y		N	09/2025		\$925.00
	Exc Award (06/30/2017, 06/30/2021, 06/30/2022, 06/30/2024)															
53562	ARIMA SANTA ROSA	08/06/1992	Active	33	0	0	0.00%	35		2	Y		N	10/2025		\$50.00
	Exc Award (06/30/2017, 06/30/2021, 06/30/2024)															
59652	BARTICA	06/16/1997	Active	36	0	0	0.00%	36		4	Y		R	10/2025		\$100.00
18037	BEL AIR	01/21/1974	Active	52	0	0	0.00%	65		5	Y		N	10/2025		\$662.00
	Exc Award (06/30/2021, 06/30/2022, 06/30/2023)															
18040	CENTRAL DEMERARA L C	02/05/1968	Active	34	0	0	0.00%	32		7	Y		N	10/2025		\$1,180.00
	Exc Award (06/30/2021, 06/30/2024)															
49643	CHAGUANAS	06/20/1989	Active	15	0	0	0.00%	15		1	Y		R	11/2025		\$1,000.00
	Exc Award (06/30/2023)															
33345	COMMEWYNE	02/18/1977	Active	32	0	1	-3.03%	30	20	2	Y		N	09/2025		\$1,250.00
	Exc Award (06/30/2020, 06/30/2024, 06/30/2025)															
50707	COUVA	06/15/1990	Active	26	0	0	0.00%	26		1	Y		N	11/2025		\$150.00
	Exc Award (06/30/2021, 06/30/2022)															
131515	D'Abadie	06/27/2017	Active	16	0	1	-5.88%	16	1	2	Y		N	11/2025		\$430.00
	Exc Award (06/30/2021, 06/30/2024)															
82702	DEMERARA LIONESS	06/24/2004	Active	50	0	0	0.00%	51		6	Y		N	10/2025		\$240.00
	Exc Award (06/30/2020, 06/30/2023)															
110324	DIAMOND GROVE	02/07/2011	Active	32	0	0	0.00%	26		1	Y	2	N	10/2025		
	Exc Award (06/30/2020, 06/30/2024)															
18055	DIEGO MARTIN WEST	06/08/1973	Active	34	0	1	-2.86%	36	3	0	Y		N	10/2025		\$600.00
	Exc Award (06/30/2017, 06/30/2020, 06/30/2023, 06/30/2024)															
35767	EAST CANJE	06/22/1978	Status Quo(2)	14	0	0	0.00%	10		1	Y			07/2025	90+ Days	\$50.00
18042	EAST DEMERARA L C	01/13/1971	Active	28	0	0	0.00%	24		0	Y		N	11/2025		\$250.00
	Exc Award (06/30/2023, 06/30/2025)															
121791	El Dorado East	05/27/2014	Active	25	0	0	0.00%	16		6	Y	2	R	10/2025		\$100.00
	Exc Award (06/30/2025)															




Club Health Assessment for District 60 A through November 2025

			Status	Membership						Reports				Finance	LCIF	
Club Number	Club Name	Charter Date	Times in Status Quo in Past 2 Years	Current Member Count **	YTD Members Added	YTD Members Dropped	YTD Net Growth% ***	Member Count 1 Year Ago	Dropped Members Avg.Length of Service	Months Since Membership Update	Current Officers Reported ****	Current President Repeated Term	VP Reported *****	Last Date Reported Service (mm/yyyy)	Account Balance	YTD Donations
52095	ESSEQUIBO COAST ESSEQUIBO RIVE Exc Award (06/30/2024, 06/30/2025)	10/23/1991	Active	21	0	2	-8.70%	22	1	0	Y		N	11/2025	90+ Days	
18044	GEORGETOWN Exc Award (06/30/2020, 06/30/2021, 06/30/2023, 06/30/2024, 06/30/2025)	08/23/1960	Active	43	0	4	-8.51%	43	4	0	Y		N	11/2025		\$745.00
55119	GEORGETOWN D'URBAN PARK Exc Award (06/30/2017, 06/30/2020, 06/30/2021, 06/30/2022, 06/30/2023)	12/14/1993	Active	98	0	1	-1.01%	100	4	0	Y		N	10/2025		\$3,665.00
66720	GEORGETOWN STABROEK Exc Award (06/30/2021, 06/30/2024)	10/24/2002	Active	31	0	0	0.00%	31		2	Y		N	07/2025		\$150.00
60088	KWAKWANI UPPER RIO BERBICE	11/12/1997	Status Quo(2)	21	0	0	0.00%	16		7	N	None		10/2024		
52422	KWATTA Exc Award (06/30/2016, 06/30/2020, 06/30/2024)	01/22/1992	Active	28	0	2	-6.67%	30	8	1	Y		N	11/2025		\$100.00
37589	MAYARO Exc Award (06/30/2020, 06/30/2022, 06/30/2024)	10/15/1979	Active	26	1	2	-3.70%	26	12	4	Y	2	R	10/2025		\$262.00
18038	NEW AMSTERDAM Exc Award (06/30/2021, 06/30/2024)	10/23/1961	Active	23	0	1	-4.17%	25	5	2	Y		N	10/2025		\$745.00
18050	NIEUW NICKERIE	09/04/1960	Active(1)	19	0	0	0.00%	21		0	Y		N	01/2025		
18054	PARA Exc Award (06/30/2023)	08/15/1960	Active	36	2	0	5.88%	32		1	Y		N	09/2025		
18051	PARAMARIBO CENTRAL Exc Award (06/30/2021, 06/30/2024, 06/30/2025)	05/08/1957	Active	29	0	0	0.00%	28		1	Y	2	N	11/2025		\$1,050.00
130705	Paramaribo East Exc Award (06/30/2020, 06/30/2022, 06/30/2023, 06/30/2024)	04/20/2017	Active	30	0	1	-3.23%	33	1	0	Y		N	11/2025		\$300.00
53717	PARAMARIBO FELICE Exc Award (06/30/2021)	09/30/1992	Active	24	0	0	0.00%	24		4	Y		N	11/2025		\$50.00
135990	Paramaribo Focus	07/23/2018	Active	20	1	0	5.26%	20		0	Y		N	06/2025		
18052	PARAMARIBO NORTH Exc Award (06/30/2019, 06/30/2020, 06/30/2021, 06/30/2024)	08/31/1960	Active	31	0	0	0.00%	31		7	Y		N	10/2025		\$1,200.00



Club Health Assessment for District 60 A through November 2025

			Status	Membership						Reports				Finance		LCIF
Club Number	Club Name	Charter Date	Times in Status Quo in Past 2 Years	Current Member Count **	YTD Members Added	YTD Members Dropped	YTD Net Growth% ***	Member Count 1 Year Ago	Dropped Members Avg.Length of Service	Months Since Membership Update	Current Officers Reported ****	Current President Repeated Term	VP Reported *****	Last Date Reported Service (mm/yyyy)	Account Balance	YTD Donations
18053	PARAMARIBO SOUTH	03/25/1970	Active	29	0	1	-3.33%	28	16	3	Y		R	08/2025		
30601	PARAMARIBO WEST	04/10/1975	Active	28	0	2	-6.67%	30	18	2	Y		N	11/2025		\$300.00
	Exc Award (06/30/2021, 06/30/2025)															
53619	PARAMARIBOREADY	08/15/1992	Active	28	0	0	0.00%	29		5	Y		N	11/2025		
	Exc Award (06/30/2017, 06/30/2021)															
45900	PARAMARIBO-WANICA PARWANI	03/17/1986	Active	52	0	0	0.00%	54		0	Y		N	11/2025		\$980.00
	Exc Award (06/30/2018, 06/30/2020, 06/30/2023)															
18061	PORT OF SPAIN CENTRAL	05/22/1962	Active	31	1	4	-8.82%	32	8	3	N		N	11/2025		\$50.00
	Exc Award (06/30/2017, 06/30/2020)															
33859	PORT OF SPAIN EAST	05/23/1977	Active	27	0	0	0.00%	28		3	Y		N	11/2025		\$313.00
	Exc Award (06/30/2020, 06/30/2021)															
32370	PORT OF SPAIN NORTH	06/08/1976	Active	42	0	0	0.00%	47		4	Y	2	N	10/2025		\$1,000.00
	Exc Award (06/30/2020, 06/30/2021, 06/30/2024)															
53475	PORT OF SPAIN SUCCESS LAVENTIL	07/01/1992	Active	37	0	0	0.00%	35		2	Y		N	11/2025		\$1,265.00
	Exc Award (06/30/2021, 06/30/2022, 06/30/2023)															
133977	Princes Town Central	03/13/2018	Active	27	1	1	0.00%	28	1	0	Y		R	11/2025		\$60.00
	Exc Award (06/30/2021)															
18046	RUIMVELDT L C	12/12/1973	Active	31	0	2	-6.06%	38	24	2	Y	2	N	11/2025		\$1,303.85
	Exc Award (06/30/2020, 06/30/2023)															
18062	SAN FERNANDO	06/28/1964	Active	33	1	1	0.00%	34	2	1	Y	2	R	09/2025		
	Exc Award (06/30/2020, 06/30/2021)															
53620	SAN FERNANDO LES EFFORTS	08/04/1992	Active	25	0	2	-7.41%	27	20	0	Y	2	R	05/2025		\$35.00
	Exc Award (06/30/2016, 06/30/2017, 06/30/2020)															
40245	SAN JUAN BARATARIA	07/10/1981	Active	28	10	2	40.00%	22	8	0	Y		N	11/2025		
	Exc Award (06/30/2020, 06/30/2022)															
42554	SANGRE GRANDE	04/27/1983	Active	18	0	0	0.00%	18		6	Y		N	12/2024		
	Exc Award (06/30/2024)															
46544	SANTA CRUZ	09/24/1986	Active	19	0	0	0.00%	15		4	Y		N	10/2025		\$595.00
56328	SCARBOROUGH UPPER	12/14/1994	Active	31	0	0	0.00%	29		5	Y	2	R	09/2025		\$279.90
	Exc Award (06/30/2025)															



Club Health Assessment for District 60 A through November 2025

INTERNATIONAL

			Status	Membership					Reports				Finance	LCIF		
Club Number	Club Name	Charter Date	Times in Status Quo in Past 2 Years	Current Member Count **	YTD Members Added	YTD Members Dropped	YTD Net Growth% ***	Member Count 1 Year Ago	Dropped Members Avg.Length of Service	Months Since Membership Update	Current Officers Reported ****	Current President Repeated Term	VP Reported *****	Last Date Reported Service (mm/yyyy)	Account Balance	YTD Donations
39360	SEAFRONT L C	01/30/1981	Active	31	0	0	0.00%	31		4	Y		N	09/2025		
	Exc Award (06/30/2021, 06/30/2022, 06/30/2023)															
33344	SOUTH GEORGETOWN L C	02/25/1977	Active(1)	26	0	0	0.00%	26		7	Y		N	11/2024		\$100.00
	Exc Award (06/30/2023)															
18057	ST PATRICK EAST	07/20/1968	Active(1)	26	5	2	13.04%	27	5	2	Y		R	11/2025		
	Exc Award (06/30/2023)															
51067	TRINCITY	11/14/1990	Active	29	0	0	0.00%	34		4	Y		N	05/2025		
	Exc Award (06/30/2021)															
18059	TRINIDAD CENTRAL L C	03/04/1966	Active	20	0	0	0.00%	18		0	Y		N	10/2025		
	Exc Award (06/30/2023)															
53048	TUNAPUNA	05/01/1992	Active	24	0	0	0.00%	24		7	Y		N	10/2025		\$50.00
	Exc Award (06/30/2017, 06/30/2021, 06/30/2022)															
134578	Wanica	04/30/2018	Active	24	3	0	14.29%	22		4	Y		N	09/2025		\$450.00
	Exc Award (06/30/2023, 06/30/2024)															
18048	WEST DEMERARA L C	06/15/1970	Active	20	0	2	-9.09%	22	14	0	Y			11/2024		

Clubs Cancelled Previous Fiscal Year – Clubs Cancelled within last 12 months may be reinstated

Club Number	Club Name	Charter Date	Current Status*	Cancellation Date
18041	CORRIVERTON	04/05/1963	Cancelled(8*)	06/29/2025

Current Total Clubs Count	YTD New Clubs Count	YTD Cancelled Clubs Count	YTD Net Club Gain	Current Total Members Count	YTD Add	YTD Drop	YTD Net Growth	YTD Net Growth %	Member Count 12 Months Ago	Average Member Count Per Club	% of Clubs with less than 20 members	% No Officer Report in 12 Months	% of Clubs with balance 90+ days	Number of Clubs in Status Quo	% Status Quo Clubs in Financial Suspension	Number of Cancelled Clubs	Average Cancelled Club Age	Members Lost Due to Cancellation	% of Clubs Cancelled for Non-Financial Reasons
54	0	0	0	1,616	25	36	-11	-0.68%	1,623	30	11%	2%	4%	2	100%	0	0	0	0%

* - P - Priority Club. Cancellation Reasons: 1-Objectives/conduct, 2-Non-active club, 5-Non-existing club, 6-Disbanding, 7-Merger, 8-Financial Suspension, 9-District/Multiple District Dues.

** Red denotes below 15 active members.

*** Red denotes 20% + loss.

**** Y - all 3 (President, Secretary, Treasurer) club officers reported, N - not all 3 reported.

***** Abbreviation: N-New, IP-Immediate Past, R-Repeat.



Club Health Assessment for District 60 B through November 2025

INTERNATIONAL

			Status	Membership						Reports				Finance		LCIF
Club Number	Club Name	Charter Date	Times in Status Quo in Past 2 Years	Current Member Count **	YTD Members Added	YTD Members Dropped	YTD Net Growth% ***	Member Count 1 Year Ago	Dropped Members Avg.Length of Service	Months Since Membership Update	Current Officers Reported ****	Current President Repeated Term	VP Reported *****	Last Date Reported Service (mm/yyyy)	Account Balance	YTD Donations
Clubs less than two years old																
181802	Queen City Nevis	04/17/2025	Active	22	0	5	-18.52%	0	0	2	Y	2	N	09/2025		
Clubs more than two years old																
40639	ANGUILLA	12/01/1981	Active	21	0	0	0.00%	19		6	Y	2	R	11/2025		
18070	ANTIGUA L C	10/14/1968	Active	67	0	5	-6.94%	74	3	0	Y		N	11/2025		
Exc Award (06/30/2017, 06/30/2018)																
37064	BARBADOS CENTRAL L C	05/15/1979	Active	43	2	0	4.88%	40		0	Y		N	10/2025		\$1,000.00
Exc Award (06/30/2018, 06/30/2022)																
48106	BARBADOS EAST	02/04/1988	Active	33	0	0	0.00%	33		4	Y		N	11/2025		\$200.00
Exc Award (06/30/2024)																
28109	BARBADOS NORTH	03/11/1974	Active	35	1	0	2.94%	35		1	Y		N	11/2025		
150357	Barbados Roaring Virtual	04/07/2022	Active	48	0	0	0.00%	42		7	Y		N	09/2025		
31353	BARBADOS SOUTH	11/05/1975	Active	31	0	0	0.00%	31		14	Y		N	10/2025		
18063	BRIDGETOWN	09/28/1961	Active	46	0	0	0.00%	48		5	Y		N	11/2025		
Exc Award (06/30/2017, 06/30/2022)																
18069	CASTRIES L C	06/24/1967	Active	26	1	5	-13.33%	30	4	2	Y	2	N	09/2025		
Exc Award (06/30/2021)																
45373	CAYMAN BRAC	09/10/1985	Active	36	0	0	0.00%	36		17	Y		R	07/2025		
Exc Award (06/30/2022, 06/30/2023, 06/30/2024)																
14371	CHARLOTTE AMALIE ST THOMAS L C	02/23/1967	Active	42	0	0	0.00%	38		4	Y		R	11/2025		\$400.00
53845	CHRIST CHURCH WEST	11/25/1992	Active	18	0	0	0.00%	18		16	Y	2	N	11/2025		
Exc Award (06/30/2020, 06/30/2022, 06/30/2023)																
18032	CLARENDON	10/27/1970	Active	41	0	0	0.00%	46		4	Y		N	10/2024		
18068	DOMINICA L C	03/15/1968	Active	25	0	0	0.00%	26		1	Y		R	10/2025		\$200.00
Exc Award (06/30/2022)																
55873	FREDERIKSTED TWIN CITY	06/23/1994	Active	18	0	0	0.00%	18		8	Y		R	05/2025	90+ Days	
18031	GRAND CAYMAN	10/06/1972	Active	106	2	1	0.95%	105	0	1	Y		N	10/2025		\$458.10
Exc Award (06/30/2017, 06/30/2023, 06/30/2024)																



Club Health Assessment for District 60 B through November 2025

			Status	Membership						Reports				Finance	LCIF	
Club Number	Club Name	Charter Date	Times in Status Quo in Past 2 Years	Current Member Count **	YTD Members Added	YTD Members Dropped	YTD Net Growth% ***	Member Count 1 Year Ago	Dropped Members Avg.Length of Service	Months Since Membership Update	Current Officers Reported ****	Current President Repeated Term	VP Reported *****	Last Date Reported Service (mm/yyyy)	Account Balance	YTD Donations
54355	GRAND CAYMAN TROPICAL GARDENS Exc Award (06/30/2017, 06/30/2021, 06/30/2022, 06/30/2023)	04/16/1993	Active	65	1	4	-4.41%	66	4	3	Y		N	11/2025		\$1,800.00
52201	GROS ISLET	12/03/1991	Active	24	0	1	-4.00%	25	5	0	Y			09/2025		\$450.00
18033	KINGSTON Exc Award (06/30/2023)	02/22/1965	Active	44	0	1	-2.22%	45	54	0	Y	2	N	11/2025		
51356	KINGSTON DOWNTOWN Exc Award (06/30/2021, 06/30/2022, 06/30/2023, 06/30/2024)	02/26/1991	Active	31	0	0	0.00%	29		4	Y		N	09/2025		\$20.00
55810	KINGSTON MONA Exc Award (06/30/2023)	06/08/1994	Active	56	3	0	5.66%	52		3	Y		N	10/2025		
52752	KINGSTON NEW KINGSTON Exc Award (06/30/2017, 06/30/2022, 06/30/2024)	03/27/1992	Active	58	0	4	-6.45%	58	8	3	Y		N	10/2025		\$250.00
53504	KINGSTOWN-SVG L C	07/20/1992	Active	38	0	0	0.00%	39		5	Y		N	11/2025		\$337.00
30535	MANDEVILLE	04/08/1975	Active	57	0	0	0.00%	55		0	Y		N	10/2025		\$870.00
56644	MICOUD	03/13/1995	Active	18	0	0	0.00%	17		7	Y		N	10/2025		
18034	MONTEGO BAY Exc Award (06/30/2025)	09/11/1968	Active	31	5	1	14.81%	25	57	1	Y		N	10/2025		
18035	NORTH ST CATHERINE	04/15/1969	Active(2)	31	0	1	-3.13%	39	56	3	Y			10/2025	90+ Days	\$200.00
29640	OLD HARBOUR	07/15/1974	Active	25	0	0	0.00%	25		7	Y		N	10/2024		\$50.00
101854	PORT ANTONIO Exc Award (06/30/2022)	04/16/2008	Active	30	1	0	3.45%	28		1	Y		N	11/2025		
35587	PORTMORE Exc Award (06/30/2016, 06/30/2018, 06/30/2023)	05/08/1978	Active	31	0	0	0.00%	31		6	Y		N	11/2025		
30163	PORUS	01/31/1975	Active	17	0	0	0.00%	18		3	Y		N	07/2025		\$100.00
34109	SABA L C Exc Award (06/30/2022, 06/30/2023)	06/06/1977	Active	26	0	3	-10.34%	29	25	2	Y		N	11/2025		\$120.00
18036	SAVANNA-LA-MAR	04/09/1973	Active(1)	12	0	0	0.00%	11		7	Y		N	09/2025		
52356	SCOTLAND DISTRICT Exc Award (06/30/2018, 06/30/2020, 06/30/2022)	12/23/1991	Active(1)	29	0	0	0.00%	31		3	Y		N	11/2025		\$2,000.00



Club Health Assessment for District 60 B through November 2025

			Status	Membership					Reports					Finance	LCIF		
Club Number	Club Name	Charter Date	Times in Status Quo in Past 2 Years	Current Member Count **	YTD Members Added	YTD Members Dropped	YTD Net Growth% ***	Member Count 1 Year Ago	Dropped Members Avg.Length of Service	Months Since Membership Update	Current Officers Reported ****	Current President Repeated Term	VP Reported *****	Last Date Reported Service (mm/yyyy)	Account Balance	YTD Donations	
15806	SINT MAARTEN	12/12/1970	Active	51	0	0	0.00%	53		5	Y		N	10/2025		\$750.00	
	Exc Award (06/30/2017, 06/30/2021, 06/30/2022)																
43367	SOUFRIERE PITONS	01/16/1984	Active	19	0	0	0.00%	20		6	Y		N	11/2025			
	Exc Award (06/30/2023)																
57626	SOUTH CENTRAL ST CATHERINE	12/11/1995	Active(1)	28	3	0	12.00%	23		2	Y		N	09/2025			
	Exc Award (06/30/2023)																
30110	SPANISH TOWN	01/14/1975	Active	23	0	0	0.00%	28		5	Y		R	11/2025			
	Exc Award (06/30/2024)																
30731	ST ANDREW	05/27/1975	Active	54	0	0	0.00%	55		0	Y		N	11/2025			
	Exc Award (06/30/2020, 06/30/2022, 06/30/2024)																
52518	ST ANDREW CENTRAL	02/12/1992	Active	43	0	0	0.00%	43		4	Y		R	11/2025			
	Exc Award (06/30/2016, 06/30/2018, 06/30/2025)																
18065	ST ANDREW'S	08/25/1971	Active(1)	26	0	0	0.00%	27		5	Y	2	N	11/2025	90+ Days	\$50.00	
53363	ST CATHERINE CENTRAL	06/19/1992	Active	14	0	0	0.00%	15		6	Y		R	11/2025		\$100.00	
14369	ST CROIX L C	11/01/1966	Active	14	0	0	0.00%	16		7	Y	2	R	10/2025			
51668	ST ELIZABETH SOUTH	05/28/1991	Status Quo(1)	13	0	0	0.00%	13		21	N	None		07/2024	90+ Days		
36332	ST EUSTATIUS ISLAND	12/13/1978	Active	24	4	0	20.00%	21		0	Y	3	R	11/2025			
18064	ST GEORGE'S	04/03/1965	Active	39	0	0	0.00%	39		2	Y		N	11/2025		\$200.00	
	Exc Award (06/30/2018, 06/30/2022, 06/30/2025)																
53533	ST JAMES	07/23/1992	Active	12	0	1	-7.69%	19	44	1	Y		N	09/2025			
135213	St John	06/20/2018	Active	27	0	0	0.00%	27		4	N		N	11/2025		\$117.00	
37905	ST KITTS L C	12/04/1979	Active	53	0	1	-1.85%	34	33	3	Y		N	10/2025		\$50.00	
	Exc Award (06/30/2025)																
53364	ST MICHAEL	06/23/1992	Active	36	0	0	0.00%	34		3	Y		N	10/2025		\$140.00	
	Exc Award (06/30/2023)																
30732	ST THOMAS	05/22/1975	Active	29	0	0	0.00%	29		2	Y		N	10/2025			
52988	ST THOMAS EAST END	04/27/1992	Active	16	0	0	0.00%	16		13	Y	2	R	08/2025		\$500.00	
42665	ST THOMAS EAST ST THOMAS	05/31/1983	Active	18	0	0	0.00%	15		0	Y	2	N	12/2024		\$30.00	



Club Health Assessment for District 60 B through November 2025

						Status				Membership				Reports				Finance		LCIF
						Times in Status Quo in Past 2 Years	Current Member Count **	YTD Members Added	YTD Members Dropped	YTD Net Growth***	Member Count 1 Year Ago	Dropped Members Avg.Length of Service	Months Since Membership Update	Current Officers Reported ****	Current President Repeated Term	VP Reported *****	Last Date Reported Service (mm/yyyy)	Account Balance	YTD Donations	
36136	ST VINCENT SOUTH L C	10/09/1978	Active			24	0	2	-7.69%	32	17	0	Y		N	11/2025	90+ Days	\$100.00		
Exc Award (06/30/2023)																				
18066	TORTOLA	04/27/1972	Active			68	2	0	3.03%	70		2	Y		N	11/2025		\$50.00		
Exc Award (06/30/2022, 06/30/2023, 06/30/2024)																				
64432	UNION ISLAND	06/06/2001	Status Quo(1)			21	0	0	0.00%	21		17	N	None		07/2024				
53320	VALLEY SOUND	06/15/1992	Active			29	0	0	0.00%	31		4	Y		N	11/2025		\$150.00		
Exc Award (06/30/2021, 06/30/2022, 06/30/2023)																				
29297	VIEUX FORT	05/09/1974	Active(2)			29	0	0	0.00%	30		5	Y	2	R	01/2025		\$100.00		
Current Total Clubs Count	YTD New Clubs Count	YTD Cancelled Clubs Count	YTD Net Club Gain	Current Total Members Count	YTD Add	YTD Drop	YTD Net Growth	YTD Net Growth %	Member Count 12 Months Ago	Average Member Count Per Club	% of Clubs with less than 20 members	% No Officer Report in 12 Months	% of Clubs with balance 90+ days	Number of Clubs in Status Quo	% Status Quo Clubs in Financial Suspension	Number of Cancelled Clubs	Average Cancelled Club Age	Members Lost Due to Cancellation	% of Clubs Cancelled for Non-Financial Reasons	
59	0	0	0	1,991	25	35	-10	-0.50%	1,973	34	20%	3%	8%	2	0%	0	0	0	0%	

* - P - Priority Club. Cancellation Reasons: 1-Objectives/conduct, 2-Non-active club, 5-Non-existing club, 6-Disbanding, 7-Merger, 8-Financial Suspension, 9-District/Multiple District Dues.

** Red denotes below 15 active members.

*** Red denotes 20% + loss.

**** Y - all 3 (President, Secretary, Treasurer) club officers reported, N - not all 3 reported.

***** Abbreviation: N-New, IP-Immediate Past, R-Repeat.



Club Health Assessment for District N 1 through November 2025

INTERNATIONAL

						Status				Membership				Reports				Finance		LCIF
						Times in Status Quo in Past 2 Years	Current Member Count **	YTD Members Added	YTD Members Dropped	YTD Net Growth% ***	Member Count 1 Year Ago	Dropped Members Avg.Length of Service	Months Since Membership Update	Current Officers Reported ****	Current President Repeated Term	VP Reported *****	Last Date Reported Service (mm/yyyy)	Account Balance	YTD Donations	
Club Number	Club Name	Charter Date																		
Clubs more than two years old																				
13674	CALAIS	08/28/1940	Active	35	0	0	0.00%	37		7	Y		N	10/2025						
13679	FORT FAIRFIELD	07/27/1937	Active	22	0	0	0.00%	22		7	Y	10		02/2025						
13680	FORT KENT	08/29/1938	Active	115	3	1	1.77%	118	47	0	Y		N	10/2025						
Current Total Clubs Count	YTD New Clubs Count	YTD Cancelled Clubs Count	YTD Net Club Gain	Current Total Members Count	YTD Add	YTD Drop	YTD Net Growth %	Member Count 12 Months Ago	Average Member Count Per Club	% of Clubs with less than 20 members	% No Officer Report in 12 Months	% of Clubs with balance 90+ days	Number of Clubs in Status Quo	% Status Quo Clubs in Financial Suspension	Number of Cancelled Clubs	Average Cancelled Club Age	Members Lost Due to Cancellation	% of Clubs Cancelled for Non-Financial Reasons		
3	0	0	0	172	3	1	2	1.18%	177	57	0%	0%	0%	0	0%	0	0	0	0%	

* - P - Priority Club. Cancellation Reasons: 1-Objectives/conduct, 2-Non-active club, 5-Non-existing club, 6-Disbanding, 7-Merger, 8-Financial Suspension, 9-District/Multiple District Dues.

** Red denotes below 15 active members.

*** Red denotes 20% + loss.

**** Y - all 3 (President, Secretary, Treasurer) club officers reported, N - not all 3 reported.

***** Abbreviation: N-New, IP-Immediate Past, R-Repeat.




Club Health Assessment for District 10 through November 2025

			Status	Membership						Reports				Finance	LCIF	
Club Number	Club Name	Charter Date	Times in Status Quo in Past 2 Years	Current Member Count **	YTD Members Added	YTD Members Dropped	YTD Net Growth% ***	Member Count 1 Year Ago	Dropped Members Avg.Length of Service	Months Since Membership Update	Current Officers Reported ****	Current President Repeated Term	VP Reported *****	Last Date Reported Service (mm/yyyy)	Account Balance	YTD Donations
Clubs less than two years old																
182219	Marquette Arts & Music Wellness	05/20/2025	Active	25	3	1	8.70%	0	0	1	Y	2		10/2025		
Clubs more than two years old																
4356	BARAGA TOWNSHIP L C	03/03/1954	Active	34	2	0	6.25%	32		2	Y	6		10/2025	90+ Days	
4358	BARK RIVER	01/12/1943	Active	91	2	1	1.11%	94	4	1	Y		N	07/2025		\$125.00
141466	Bay de Noc	04/27/2020	Active	31	1	0	3.33%	30		0	Y		N	10/2025		\$13,450.00
4359	BESSEMER	09/08/1937	Active	6	0	0	0.00%	6		22	N	None		11/2025		
4360	BRIMLEY	01/20/1942	Active	11	1	2	-8.33%	12	2	4	Y	2	R	08/2025	90+ Days	
4361	CALUMET	10/15/1925	Cancelled(6*)	0	0	12	-100.00%	11	16	3	N	None		09/2024	90+ Days	
38269	CARNEY NADEAU	04/24/1980	Active	20	0	0	0.00%	20		14	N	None		10/2025		
4363	CHASSELL	04/15/1946	Active	75	0	1	-1.32%	78	37	1	Y	2	R	07/2025		
4364	CHATHAM	04/09/1952	Active	17	0	0	0.00%	16		7	N	None		07/2025		
4365	CHOCOLAY TOWNSHIP	04/20/1961	Active	11	0	0	0.00%	11		26	N	None		10/2025		
4367	CRYSTAL FALLS	08/26/1952	Active	25	4	1	13.64%	20	61	0	Y	3	R	07/2025		
4368	DAFTER	12/11/1972	Active	24	0	0	0.00%	24		5	Y		R	09/2025		
82401	DELTA MENOMINEE COUNTY HEART OF THE NORTH	05/20/2004	Active	28	0	0	0.00%	32		3	Y	2	R	11/2025		\$300.00
30040	DRUMMOND ISLAND	12/23/1974	Active	28	3	8	-15.15%	39	8	0	Y	3		08/2025		
4372	ENGADINE NAUBINWAY	04/08/1969	Active	28	1	1	0.00%	24	1	1	Y		N	08/2025		
4374	FORD RIVER	09/30/1952	Active	26	1	2	-3.70%	27	5	4	Y	2		08/2025		
4376	GLADSTONE	08/20/1937	Active	45	2	1	2.27%	38	7	0	Y		N	07/2025		
4378	GWINN	07/28/1952	Active	37	4	0	12.12%	33		0	Y	4	R	10/2025		\$200.00
	Exc Award (06/30/2018)															
4380	HOUGHTON HANCOCK	06/25/1942	Active	18	0	0	0.00%	19		3	N	None	R	09/2025		
4382	ISHPEMING	07/10/1952	Active	21	4	1	16.67%	35	8	1	Y			10/2025	90+ Days	\$300.00
4383	KEWEENAW LION CLUB	03/20/1945	Active	27	0	1	-3.57%	28	10	2	N	3	R	07/2025		
38130	KINROSS	03/24/1980	Active	16	0	0	0.00%	16		21	N	None		08/2025		
4388	LES CHENEAUX	03/10/1947	Active	32	1	0	3.23%	32		1	Y	3	R	09/2025	90+ Days	\$1,000.00



Club Health Assessment for District 10 through November 2025

			Status	Membership						Reports				Finance	LCIF	
Club Number	Club Name	Charter Date	Times in Status Quo in Past 2 Years	Current Member Count **	YTD Members Added	YTD Members Dropped	YTD Net Growth% ***	Member Count 1 Year Ago	Dropped Members Avg.Length of Service	Months Since Membership Update	Current Officers Reported ****	Current President Repeated Term	VP Reported *****	Last Date Reported Service (mm/yyyy)	Account Balance	YTD Donations
4390	MANISTIQUE	07/27/1935	Active	26	0	0	0.00%	29		8	Y		N	07/2025	90+ Days	
32164	MANISTIQUE LAKES L C	04/30/1976	Active	16	1	0	6.67%	17		3	Y	8	R	07/2025		
4391	MARQUETTE	10/14/1919	Active	30	1	0	3.45%	30		0	Y		N	10/2025		
Exc Award (06/30/2018)																
4393	MENOMINEE	09/19/1934	Active(1)	7	0	0	0.00%	7		84	N	None		07/2025		\$50.00
41777	MOUNTAIN	08/31/1982	Active	21	0	2	-8.70%	21	1	3	Y	2	R	07/2025		
4394	MUNISING	05/04/1937	Active	27	2	2	0.00%	29	1	0	Y	4		07/2025		
4395	NEGAUNEE	05/10/1955	Active	53	4	0	8.16%	43		0	Y		R	08/2025		
Exc Award (06/30/2023)															90+ Days	
4396	NEWBERRY	08/10/1923	Status Quo(1)	9	0	0	0.00%	9		28	N	None		07/2025		
Exc Award (06/30/2018)																
4398	OTTAWA L C	04/17/1968	Active	8	0	1	-11.11%	11	10	3	Y	5	R	07/2025		
4399	PERKINS	08/26/1947	Active	14	0	0	0.00%	26		4	Y	4		10/2025		\$1,000.00
4400	PICKFORD	09/22/1941	Active	28	0	0	0.00%	28		6	Y	2	R	11/2025		
4401	POWERS SPALDING	10/12/1938	Active	34	0	3	-8.11%	38	2	2	Y	7	N	07/2025		
4402	RANGE	04/10/1947	Active	16	2	0	14.29%	14		4	Y	16	R	09/2025		
4403	RAPID RIVER	04/28/1972	Active	23	2	0	9.52%	25		1	Y	6	R	09/2025	90+ Days	
4405	ROCK	02/26/1943	Active	27	1	0	3.85%	23		0	Y	2		08/2025		
4406	RUDYARD	01/09/1940	Active	25	3	0	13.64%	20		1	Y		N	07/2025		
4408	SAULT STE MARIE	08/28/1935	Active	22	0	1	-4.35%	24	1	4	N	None		08/2025		
Exc Award (06/30/2018)																\$150.00
4410	SKANDIA	05/06/1957	Active	14	0	1	-6.67%	16	33	4	Y	2	N	10/2025		
4407	ST IGNACE	08/28/1936	Active	24	0	1	-4.00%	24	6	4	Y	2		11/2025		
4411	STEPHENSON	04/09/1945	Active	72	1	2	-1.37%	79	10	0	Y		N	08/2025		
Exc Award (06/30/2021)																\$1,010.00
36795	SUGAR ISLAND L C	03/30/1979	Active	38	2	0	5.56%	38		1	Y	10	N	09/2025		
4412	TRENARY	10/13/1947	Active	12	1	1	0.00%	6	1	0	Y	8	N	10/2025		
4414	VULCAN NORWAY LORETTO	02/01/1954	Active	46	0	0	0.00%	41		2	Y		IP	10/2025		
4416	WELLS	10/01/1952	Active	59	2	0	3.51%	53		4	Y	5	R	09/2025	90+ Days	



Club Health Assessment for District 10 through November 2025

						Status		Membership					Reports				Finance		LCIF
						Times in Status Quo in Past 2 Years		Current Member Count **	YTD Members Added	YTD Members Dropped	YTD Net Growth***	Member Count 1 Year Ago	Dropped Members Avg.Length of Service	Months Since Membership Update	Current Officers Reported ****	Current President Repeated Term	VP Reported *****	Last Date Reported Service (mm/yyyy)	Account Balance
Club Number	Club Name		Charter Date																
Current Total Clubs Count	YTD New Clubs Count	YTD Cancelled Clubs Count	YTD Net Club Gain	Current Total Members Count	YTD Add	YTD Drop	YTD Net Growth %	Member Count 12 Months Ago	Average Member Count Per Club	% of Clubs with less than 20 members	% No Officer Report in 12 Months	% of Clubs with balance 90+ days	Number of Clubs in Status Quo	% Status Quo Clubs in Financial Suspension	Number of Cancelled Clubs	Average Cancelled Club Age	Members Lost Due to Cancellation	% of Clubs Cancelled for Non-Financial Reasons	
47	0	1	-1	1,327	51	46	5	0.38%	1,328	28	30%	15%	17%	1	100%	1	100	12	100%

* - P - Priority Club. Cancellation Reasons: 1-Objectives/conduct, 2-Non-active club, 5-Non-existing club, 6-Disbanding, 7-Merger, 8-Financial Suspension, 9-District/Multiple District Dues.

** Red denotes below 15 active members.

*** Red denotes 20% + loss.

**** Y - all 3 (President, Secretary, Treasurer) club officers reported, N - not all 3 reported.

***** Abbreviation: N-New, IP-Immediate Past, R-Repeat.




Club Health Assessment for District 15 through November 2025

			Status	Membership						Reports				Finance	LCIF	
Club Number	Club Name	Charter Date	Times in Status Quo in Past 2 Years	Current Member Count **	YTD Members Added	YTD Members Dropped	YTD Net Growth% ***	Member Count 1 Year Ago	Dropped Members Avg.Length of Service	Months Since Membership Update	Current Officers Reported ****	Current President Repeated Term	VP Reported *****	Last Date Reported Service (mm/yyyy)	Account Balance	YTD Donations
Clubs less than two years old																
171987	Burns	06/13/2024	Active	38	0	0	0.00%	47		2	Y	3	R	07/2025		
Clubs more than two years old																
6544	BIG HORN	06/17/1964	Active	59	4	3	1.72%	63	12	0	Y	2	N			
36303	BUFFALO	12/26/1978	Active	16	0	0	0.00%	16		3	Y		N	05/2025		
41005	BYRON	03/30/1982	Active	14	2	0	16.67%	12		4	Y	4	N			
6580	CASPER MOUNTAIN	04/29/1958	Active	29	1	1	0.00%	20	49	2	Y		N	12/2024		
6545	CHEYENNE	06/05/1920	Active	12	0	3	-20.00%	13	6	3	Y	3		07/2025		\$500.00
6546	CHEYENNE FRONTIER	06/26/1964	Active	15	0	0	0.00%	16		0	Y			08/2023		
6547	CHEYENNE SUNRISE	12/14/1973	Active	31	2	0	6.90%	35		0	Y		N	11/2024		\$1,000.00
Exc Award (06/30/2017, 06/30/2024)																
6581	CODY	12/11/1922	Active	107	0	3	-2.73%	112	36	1	Y	2		04/2018		
6550	ENCAMPMENT RIVERSIDE	01/20/1948	Active	32	2	0	6.67%	21		0	Y		N			
6552	GILLETTE	11/24/1924	Active	13	0	0	0.00%	13		14	Y		IP	08/2024		
36556	GILLETTE A M	02/09/1979	Active	6	0	0	0.00%	6		16	Y	16		06/2015		
6553	GLENROCK	10/31/1933	Active	16	0	0	0.00%	15		5	Y			06/2021		
6554	GUERNSEY	12/03/1953	Active	9	0	0	0.00%	9		13	Y	5				
6556	HULETT	08/19/1957	Active	4	0	1	-20.00%	6	11	0	N	None				
6589	JACKSON HOLE	05/11/1971	Active	32	3	3	0.00%	34	10	0	N			02/2021	90+ Days	\$550.00
6591	KAYCEE	12/09/1968	Active	10	0	4	-28.57%	14	6	2	Y	3		08/2023		
6592	KEMMERER	01/19/1926	Active	15	0	0	0.00%	16		8	Y	5	R	06/2024		
6593	LANDER	04/28/1948	Active	10	0	0	0.00%	10		15	Y	5		12/2014		
6558	LARAMIE	06/19/1920	Active	8	0	1	-11.11%	9	32	0	Y	2		06/2025		
6559	LARAMIE PLAINS	04/09/1965	Active	17	2	1	6.25%	15	13	1	Y		IP	06/2022		\$50.00
6562	MEDICINE BOW	03/04/1930	Active	15	0	0	0.00%	12		6	Y			09/2019		
6597	MOUNTAINVIEW	03/26/1951	Active(1)	28	0	0	0.00%	28		3	Y	2		04/2021		
6564	NEWCASTLE	11/09/1922	Active(1)	13	1	0	8.33%	14		0	Y			04/2017		



Club Health Assessment for District 15 through November 2025



			Status	Membership						Reports				Finance	LCIF	
Club Number	Club Name	Charter Date	Times in Status Quo in Past 2 Years	Current Member Count **	YTD Members Added	YTD Members Dropped	YTD Net Growth***	Member Count 1 Year Ago	Dropped Members Avg.Length of Service	Months Since Membership Update	Current Officers Reported ****	Current President Repeated Term	VP Reported *****	Last Date Reported Service (mm/yyyy)	Account Balance	YTD Donations
6565	PINE BLUFFS	11/02/1922	Active	13	0	1	-7.14%	14	7	3	Y	2	N	10/2025		\$212.00
31843	PINEDALE	03/17/1976	Active	39	1	0	2.63%	39		1	Y			06/2025		
6566	RAWLINS	06/24/1921	Active	16	0	1	-5.88%	19	36	4	Y	3	R	08/2019		
6599	RIVERTON	05/04/1922	Active	21	0	0	0.00%	22		6	N	2	R	03/2025		
6568	SARATOGA	03/26/1928	Active	49	0	0	0.00%	49		2	Y		N	06/2025		
6569	SHERIDAN SUNDOWNERS	05/16/1921	Active	20	1	0	5.26%	19		0	Y		IP	11/2023		
6570	SNAKE RIVER VALLEY	11/14/1950	Active	15	0	0	0.00%	15		13	N	None	R			
6572	STORY	09/09/1957	Active	30	5	4	3.45%	29	13	0	Y	2	N	07/2025		
43719	TEN SLEEP-HYATTVILLE	04/30/1984	Active	29	0	0	0.00%	30		11	Y	5				
6574	TORRINGTON	07/01/1921	Active	15	3	2	7.14%	15	4	1	Y	2	R	07/2025		
6575	WHEATLAND	07/22/1921	Active	23	0	2	-8.00%	25	7	2	Y	2	N	10/2012		
35040	WHITE MOUNTAIN	02/14/1978	Active	14	0	0	0.00%	15		4	Y	2	N	12/2013		

Clubs Cancelled Previous Fiscal Year – Clubs Cancelled within last 12 months may be reinstated

Club Number	Club Name	Charter Date	Current Status*	Cancellation Date
6579	CASPER	04/22/1922	Cancelled(7*)	03/29/2025
6549	DOUGLAS	03/16/1973	Cancelled(8*)	12/30/2024
6583	DUBOIS	03/12/1969	Cancelled(8*)	12/30/2024
6560	LINGLE FT LARAMIE	10/22/1943	Cancelled(6*)	06/29/2025

Current Total Clubs Count	YTD New Clubs Count	YTD Cancelled Clubs Count	YTD Net Club Gain	Current Total Members Count	YTD Add	YTD Drop	YTD Net Growth	YTD Net Growth %	Member Count 12 Months Ago	Average Member Count Per Club	% of Clubs with less than 20 members	% No Officer Report in 12 Months	% of Clubs with balance 90+ days	Number of Clubs in Status Quo	% Status Quo Clubs in Financial Suspension	Number of Cancelled Clubs	Average Cancelled Club Age	Members Lost Due to Cancellation	% of Clubs Cancelled for Non-Financial Reasons
36	0	0	0	833	27	30	-3	-0.36%	847	23	58%	0%	3%	0	0%	0	0	0	0%

* - P - Priority Club. Cancellation Reasons: 1-Objectives/conduct, 2-Non-active club, 5-Non-existing club, 6-Disbanding, 7-Merger, 8-Financial Suspension, 9-District/Multiple District Dues.
** Red denotes below 15 active members.
*** Red denotes 20% + loss.
**** Y - all 3 (President, Secretary, Treasurer) club officers reported, N - not all 3 reported.
***** Abbreviation: N-New, IP-Immediate Past, R-Repeat.



Club Health Assessment for District 37 through November 2025

			Status	Membership					Reports				Finance		LCIF	
Club Number	Club Name	Charter Date	Times in Status Quo in Past 2 Years	Current Member Count **	YTD Members Added	YTD Members Dropped	YTD Net Growth% ***	Member Count 1 Year Ago	Dropped Members Avg.Length of Service	Months Since Membership Update	Current Officers Reported ****	Current President Repeated Term	VP Reported *****	Last Date Reported Service (mm/yyyy)	Account Balance	YTD Donations
Clubs more than two years old																
12955	BAKER	08/29/1946	Active	10	0	0	0.00%	10		16	N		N	07/2020		
12957	BIG TIMBER	12/12/1925	Active	19	2	0	11.76%	23		4	Y	4	R	04/2025		\$140.00
12958	BILLINGS	10/20/1921	Active	27	2	1	3.85%	24	2	2	Y		N	07/2023	90+ Days	\$3,020.00
12960	BILLINGS HEIGHTS	07/23/1957	Active	18	0	2	-10.00%	20	24	4	Y		N	11/2025		\$610.00
12962	BOZEMAN	03/18/1954	Active	12	0	0	0.00%	12		13	N	None		10/2024		
12963	BOZEMAN GALLATIN EMPIRE	02/24/1969	Active	51	0	0	0.00%	52		2	Y		N	10/2025		\$1,330.00
84469	BOZEMAN SWEET PEA	12/08/2004	Active	21	0	3	-12.50%	24	6	3	Y		N	10/2025		
13089	BUTTE MILE-HI	11/15/1973	Active	14	0	1	-6.67%	15	4	0	Y	3	N	10/2025		
13049	CASCADE	01/25/1958	Active	19	0	0	0.00%	19		17	Y	4	R	07/2023		
13051	CHINOOK	05/05/1925	Active	30	1	0	3.45%	27		4	Y	3	R	09/2025		\$130.00
13052	CHOTEAU	04/26/1927	Active	38	0	3	-7.32%	41	8	0	Y	2	R	11/2025		\$350.00
13091	COLUMBIA FALLS	12/03/1952	Active	37	0	1	-2.63%	32	49	1	Y	3	N	10/2025		\$100.00
Exc Award (06/30/2021)																
13053	CONRAD	12/10/1928	Active	36	1	2	-2.70%	40	2	0	Y	9	R	10/2023	90+ Days	
12966	CULBERTSON	09/13/1946	Status Quo(2)	19	0	0	0.00%	19		5	Y		R	11/2025	90+ Days	
13055	CUT BANK	12/06/1929	Active	23	0	0	0.00%	22		7	Y	9	R	06/2025		
43869	DEER LODGE	05/22/1984	Active	9	0	0	0.00%	9		5	Y		N	05/2025		
12967	DENTON	01/26/1955	Active	42	0	0	0.00%	40		5	Y	12	R	06/2023		
Exc Award (06/30/2018)																
36971	DILLON	04/26/1979	Active	9	0	0	0.00%	9		4	Y	9	R	10/2022		
Exc Award (06/30/2017, 06/30/2018)																
13092	EAST MISSOULA	04/12/1967	Active	11	2	0	22.22%	8		2	Y	9	N	12/2018		
12969	ENNIS	08/30/1948	Active	82	4	1	3.80%	75	0	0	Y		N	10/2025		\$405.00
121135	Eureka-Tobacco Valley	01/16/2014	Active	11	0	1	-8.33%	12	7	1	Y	6	R	11/2025		
13058	FAIRFIELD	02/26/1940	Active	30	0	0	0.00%	28		7	Y					
12971	FORSYTH	12/03/1924	Active	13	0	0	0.00%	14		4	Y	5	R	11/2025		
89325	FORT BENTON	10/10/2005	Active	30	2	1	3.45%	33	11	0	Y	3	N	10/2025		
Exc Award (06/30/2018)																



Club Health Assessment for District 37 through November 2025

			Status	Membership						Reports				Finance		LCIF
Club Number	Club Name	Charter Date	Times in Status Quo in Past 2 Years	Current Member Count **	YTD Members Added	YTD Members Dropped	YTD Net Growth% ***	Member Count 1 Year Ago	Dropped Members Avg.Length of Service	Months Since Membership Update	Current Officers Reported ****	Current President Repeated Term	VP Reported *****	Last Date Reported Service (mm/yyyy)	Account Balance	YTD Donations
12972	GLENDIVE	01/10/1944	Active	32	0	0	0.00%	30		1	Y		N	11/2025	90+ Days	
13061	GREAT FALLS	12/20/1922	Active	20	0	4	-16.67%	25	16	0	Y		N	05/2025		
13063	GREAT FALLS SUNRISE	05/25/1966	Active	20	0	0	0.00%	20		3	Y		N	01/2024		
Exc Award (06/30/2018)																
13097	HAMILTON	01/27/1930	Active	29	0	0	0.00%	31		1	Y		N	06/2025		
13065	HAVRE	11/13/1952	Active	56	3	0	5.66%	51		0	Y		N	11/2025	90+ Days	\$50.00
13098	HELENA	05/03/1933	Active	34	1	1	0.00%	34	24	2	Y	5		10/2025	90+ Days	\$2.00
43348	HELENA GOLD RUSH	01/09/1984	Active	20	0	1	-4.76%	22	1	0	Y	2	R	12/2024		\$150.00
13100	HOT SPRINGS	01/23/1940	Active	8	0	0	0.00%	10		4	Y	13		11/2014		
12980	HUNTLEY PROJECT	08/30/1954	Active	27	0	0	0.00%	32		4	Y	3	R	03/2024	90+ Days	\$1,110.00
12974	HYSHAM	11/04/1960	Active	14	0	0	0.00%	14		6	Y		IP	05/2025		
12975	JOLIET	10/22/1971	Active	20	1	2	-4.76%	17	1	0	Y	2	R	09/2025		
13101	KALISPELL	05/04/1942	Active	39	12	2	34.48%	27	1	1	Y	4	N	11/2025		
Exc Award (06/30/2018, 06/30/2021)																
13102	KALISPELL SUNRISERS	02/03/1969	Active	23	0	0	0.00%	25		3	Y		IP	11/2025		
32290	LAUREL	05/25/1976	Active	14	2	1	7.69%	13	2	0	Y	3		12/2023	90+ Days	
Exc Award (06/30/2018)																
13106	MISSOULA	12/04/1928	Active	25	1	1	0.00%	23	9	4	N	2	N	12/2022		
13067	NASHUA	02/12/1952	Active	9	3	2	12.50%	8	32	1	Y		N	06/2019		
13110	PLAINS	02/23/1944	Active(1)	8	0	0	0.00%	8		24	Y	6		12/2023		
45887	PLENTYWOOD	03/10/1986	Active	39	0	0	0.00%	38		10	Y		N	06/2012		
12981	RED LODGE	03/03/1947	Active	14	0	0	0.00%	17		5	Y		N	09/2021		\$200.00
Exc Award (06/30/2018)																
12982	ROUNDUP	12/22/1925	Active	15	0	0	0.00%	14		9	N	None		04/2019		
12983	SCOBAY	05/18/1936	Active	41	0	0	0.00%	41		19	N	None		11/2019		
36318	SEELEY LAKE	12/11/1978	Active	75	12	3	13.64%	62	8	2	Y		N	11/2025		\$230.00
12984	SHEPHERD	12/05/1967	Active	27	2	4	-6.90%	25	8	3	Y	17	R	11/2025		
Exc Award (06/30/2025)																
12985	SIDNEY	03/01/1971	Active	56	1	0	1.82%	56		0	Y		N	11/2025		\$250.00
13070	SUN RIVER VALLEY L C	01/05/1966	Active	26	1	0	4.00%	21		2	Y		N	08/2022		



Club Health Assessment for District 37 through November 2025

INTERNATIONAL

			Status	Membership						Reports				Finance	LCIF	
Club Number	Club Name	Charter Date	Times in Status Quo in Past 2 Years	Current Member Count **	YTD Members Added	YTD Members Dropped	YTD Net Growth***	Member Count 1 Year Ago	Dropped Members Avg.Length of Service	Months Since Membership Update	Current Officers Reported ****	Current President Repeated Term	VP Reported *****	Last Date Reported Service (mm/yyyy)	Account Balance	YTD Donations
13054	SUNBURST	09/13/1934	Active	47	1	0	2.17%	44		0	Y	2	N	10/2025		\$750.00
	Exc Award (06/30/2018)															
13114	SUPERIOR	04/03/1952	Active	31	4	0	14.81%	29		3	Y	3	N	12/2018	90+ Days	
41168	TOWNSEND BROADWATER COUNTY	04/29/1982	Active	19	0	3	-13.64%	22	16	3	Y		R	04/2025		\$1,000.00
45098	TURNER HOGELAND L C	06/30/1985	Active(1)	13	0	3	-18.75%	16	25	4	Y	5	N			
45097	WHITE SULPHUR SPRINGS	06/17/1985	Active	15	1	3	-11.76%	14	6	0	Y	16		06/2025		
	Exc Award (06/30/2018)															
105608	WHITEFISH	06/01/2009	Status Quo(3)	53	0	0	0.00%	54		4	N	None		02/2023	90+ Days	
51740	WINNETT	06/05/1991	Active	14	0	0	0.00%	14		10	Y	3	R	12/2024		\$50.00
	Exc Award (06/30/2018)															
50340	WOLF POINT	03/26/1990	Active	29	0	0	0.00%	36		7	Y	10	R			

Clubs Cancelled Previous Fiscal Year – Clubs Cancelled within last 12 months may be reinstated

Club Number	Club Name	Charter Date	Current Status*	Cancellation Date
13107	MISSOULA SOUTH SIDE	01/15/1964	Cancelled(6*)	05/29/2025

Current Total Clubs Count	YTD New Clubs Count	YTD Cancelled Clubs Count	YTD Net Club Gain	Current Total Members Count	YTD Add	YTD Drop	YTD Net Growth	YTD Net Growth %	Member Count 12 Months Ago	Average Member Count Per Club	% of Clubs with less than 20 members	% No Officer Report in 12 Months	% of Clubs with balance 90+ days	Number of Clubs in Status Quo	% Status Quo Clubs in Financial Suspension	Number of Cancelled Clubs	Average Cancelled Club Age	Members Lost Due to Cancellation	% of Clubs Cancelled for Non-Financial Reasons
57	0	0	0	1,523	59	46	13	0.86%	1,501	27	40%	0%	18%	2	100%	0	0	0	0%

* - P - Priority Club. Cancellation Reasons: 1-Objectives/conduct, 2-Non-active club, 5-Non-existing club, 6-Disbanding, 7-Merger, 8-Financial Suspension, 9-District/Multiple District Dues.

** Red denotes below 15 active members.

*** Red denotes 20% + loss.

**** Y - all 3 (President, Secretary, Treasurer) club officers reported, N - not all 3 reported.

***** Abbreviation: N-New, IP-Immediate Past, R-Repeat.




Club Health Assessment for District 40 through November 2025

			Status	Membership						Reports				Finance	LCIF	
Club Number	Club Name	Charter Date	Times in Status Quo in Past 2 Years	Current Member Count **	YTD Members Added	YTD Members Dropped	YTD Net Growth% ***	Member Count 1 Year Ago	Dropped Members Avg.Length of Service	Months Since Membership Update	Current Officers Reported ****	Current President Repeated Term	VP Reported *****	Last Date Reported Service (mm/yyyy)	Account Balance	YTD Donations
Clubs less than two years old																
179115	Carlsbad Community	10/18/2024	Active	22	5	2	15.79%	21	3	2	Y	2		03/2025		\$595.00
189793	Las Cruces Hole In One	10/24/2025	Newly Chartered	25	25	0	100.00%	0		0	Y		N	11/2025		\$100.00
Clubs more than two years old																
13549	ALAMOGORDO BREAKFAST	03/13/1971	Active	25	0	3	-10.71%	19	15	0	Y		N	04/2024		
13551	ALAMOGORDO EVENING	11/28/1955	Active	17	3	0	21.43%	14		4	Y	8		04/2024		\$100.00
13550	ALAMOGORDO NOON	02/15/1946	Active(1)	11	0	0	0.00%	11		19	Y	2		09/2025		
13512	ALBUQUERQUE BREAKFAST	11/22/1960	Active	21	1	1	0.00%	21	3	4	Y		R	11/2025		\$160.00
Exc Award (06/30/2023)																
13516	ALBUQUERQUE NORTHEAST	12/01/1950	Active	12	2	1	9.09%	9	1	1	Y	2		11/2025		\$196.00
Exc Award (06/30/2025)																
13518	ALBUQUERQUE RIO GRANDE	08/24/1951	Active	11	0	0	0.00%	11		5	N	8		11/2025		
103764	ALBUQUERQUE UPTOWN	10/07/2008	Active	3	0	0	0.00%	3		25	N	3		08/2023		
13552	ANTHONY	04/12/1939	Active	12	2	0	20.00%	10		3	Y	3	R	08/2024		
13572	ARTESIA DOWNTOWN	04/28/1939	Active	40	3	2	2.56%	37	5	0	Y	2	N	11/2025		\$475.00
Exc Award (06/30/2018, 06/30/2023, 06/30/2024)																
13521	AZTEC	08/19/1946	Active	19	0	0	0.00%	16		10	Y	4		09/2025		
13553	BAYARD	06/10/1940	Active(1)	12	5	0	71.43%	7		3	Y	7		03/2024	90+ Days	
13574	CARLSBAD DOWNTOWN	04/26/1928	Active	45	5	1	9.76%	40	20	2	Y		N	11/2025		\$6,840.00
Exc Award (06/30/2023, 06/30/2024)																
13576	CARLSBAD HEIGHTS	03/01/1955	Active	22	2	0	10.00%	24		2	Y		N	06/2025		
13578	CLOVIS EVENING	02/16/1956	Active	31	2	0	6.90%	35		3	Y	2	N	09/2025		
49992	EDGEWOOD	11/28/1989	Active	45	9	1	21.62%	31	0	0	Y	2	R	11/2025		\$200.00
Exc Award (06/30/2023)																
13527	ESPANOLA VALLEY L C	07/09/1942	Active	4	0	0	0.00%	3		5	N			06/2025		
13582	EUNICE	02/06/1954	Active	6	0	2	-25.00%	8	24	3	Y	9		11/2025		
13529	FARMINGTON EVENING	10/11/1928	Active	33	0	0	0.00%	32		3	Y	3	N	11/2025		\$490.00
Exc Award (06/30/2024)																



Club Health Assessment for District 40 through November 2025

			Status	Membership						Reports				Finance	LCIF	
Club Number	Club Name	Charter Date	Times in Status Quo in Past 2 Years	Current Member Count **	YTD Members Added	YTD Members Dropped	YTD Net Growth% ***	Member Count 1 Year Ago	Dropped Members Avg.Length of Service	Months Since Membership Update	Current Officers Reported ****	Current President Repeated Term	VP Reported *****	Last Date Reported Service (mm/yyyy)	Account Balance	YTD Donations
13583	FLOYD	01/12/1950	Active	9	0	0	0.00%	9		22	Y			11/2024	90+ Days	\$2,000.00
13532	GALLUP	05/23/1945	Active	48	3	7	-7.69%	58	22	0	Y		N	11/2025		
13534	GREATER LAS VEGAS	05/21/1954	Status Quo(1)	12	0	0	0.00%	12		3	N	7		03/2025		
13584	HAGERMAN	05/16/1946	Active(1)	10	0	0	0.00%	11		7	Y	8		03/2024		
Exc Award (06/30/2023)																
13560	HIGH ROLLS MOUNTAIN PARK	10/27/1958	Active	19	2	0	11.76%	20		2	Y		N	09/2025		\$1,415.00
13585	HOBBS DOWNTOWN	01/22/1937	Active	17	0	1	-5.56%	18	45	1	Y		IP	04/2024		
13561	LA MESA	04/09/1949	Active	38	1	1	0.00%	41	7	1	Y		N	11/2025		
Exc Award (06/30/2023)																
13562	LAS CRUCES	06/06/1928	Active	17	1	2	-5.56%	17	9	4	Y		N	08/2025		\$700.00
13563	LAS CRUCES DE NOCHE	06/11/1957	Active	8	3	0	60.00%	5		0	Y	7	R	11/2025		
36573	LAS CRUCES SUNRISE	02/15/1979	Active	27	0	1	-3.57%	29	18	0	Y		N	10/2025		
13535	LOS ALAMOS	11/04/1948	Active	2	0	2	-50.00%	4	19	1	N	7		10/2022		
13565	LOS LEONES DE MESILLA	11/08/1972	Active	10	1	7	-37.50%	20	11	1	Y			11/2025		\$480.00
13589	LOVINGTON	01/02/1946	Active	18	1	0	5.88%	20		0	Y		N	09/2025		
13537	MORIARTY	10/22/1971	Active(1)	30	6	5	3.45%	25	2	0	Y		IP	10/2025		
13593	PORTALES	11/04/1943	Active	6	0	2	-25.00%	8	11	4	Y		N	03/2025		
13539	RATON	09/17/1945	Active	14	0	4	-22.22%	20	2	4	Y	2		11/2025	90+ Days	
13594	ROSWELL DOWNTOWN	09/15/1927	Active	3	0	0	0.00%	3		4	Y			11/2024		
13595	ROSWELL MIDDAY	01/21/1955	Active	9	1	0	12.50%	6		3	Y	6		04/2024		
13566	RUIDOSO EVENING	01/07/1940	Active	35	4	3	2.94%	33	9	1	Y		N	11/2025		
Exc Award (06/30/2024, 06/30/2025)																
30856	SANDIA MOUNTAIN	05/30/1975	Active	22	1	2	-4.35%	23	15	1	N	2		10/2025	90+ Days	\$500.00
Exc Award (06/30/2018)																
13541	SANTA FE CAPITAL CITY	11/21/1960	Active	44	0	1	-2.22%	41	3	0	Y	5	R	10/2025		
13568	SILVER CITY	12/10/1930	Active	10	0	0	0.00%	10		19	Y	5		03/2024		
13569	SOCORRO	09/11/1947	Active	18	0	3	-14.29%	25	16	1	Y		R	03/2025	90+ Days	
13544	TAOS	09/10/1927	Active	59	4	0	7.27%	46		1	Y	3	N	01/2025		
13570	TRUTH OR CONSEQUENCES	12/06/1944	Active	7	0	0	0.00%	7		19	Y	3		03/2024		



Club Health Assessment for District 40 through November 2025

INTERNATIONAL

Club Number	Club Name	Charter Date	Status		Membership					Reports					Finance		LCIF		
			Times in Status Quo in Past 2 Years	Current Member Count **	YTD Members Added	YTD Members Dropped	YTD Net Growth% ***	Member Count 1 Year Ago	Dropped Members Avg.Length of Service	Months Since Membership Update	Current Officers Reported ****	Current President Repeated Term	VP Reported *****	Last Date Reported Service (mm/yyyy)	Account Balance	YTD Donations			
13548	WINDOW ROCK FORT DEFIANCE	02/20/1961	Active	6	0	2	-25.00%	9	4	4	N	None	N	12/2023					
Current Total Clubs Count	YTD New Clubs Count	YTD Cancelled Clubs Count	YTD Net Club Gain	Current Total Members Count	YTD Add	YTD Drop	YTD Net Growth	YTD Net Growth %	Member Count 12 Months Ago	Average Member Count Per Club	% of Clubs with less than 20 members	% No Officer Report in 12 Months	% of Clubs with balance 90+ days	Number of Clubs in Status Quo	% Status Quo Clubs in Financial Suspension	Number of Cancelled Clubs	Average Cancelled Club Age	Members Lost Due to Cancellation	% of Clubs Cancelled for Non-Financial Reasons
46	1	0	1	914	92	56	36	4.10%	872	20	61%	0%	11%	1	100%	0	0	0	0%

* - P - Priority Club. Cancellation Reasons: 1-Objectives/conduct, 2-Non-active club, 5-Non-existing club, 6-Disbanding, 7-Merger, 8-Financial Suspension, 9-District/Multiple District Dues.

** Red denotes below 15 active members.

*** Red denotes 20% + loss.

**** Y - all 3 (President, Secretary, Treasurer) club officers reported, N - not all 3 reported.

***** Abbreviation: N-New, IP-Immediate Past, R-Repeat.




Club Health Assessment for District 41 through November 2025

			Status	Membership						Reports				Finance		LCIF
Club Number	Club Name	Charter Date	Times in Status Quo in Past 2 Years	Current Member Count **	YTD Members Added	YTD Members Dropped	YTD Net Growth% ***	Member Count 1 Year Ago	Dropped Members Avg.Length of Service	Months Since Membership Update	Current Officers Reported ****	Current President Repeated Term	VP Reported *****	Last Date Reported Service (mm/yyyy)	Account Balance	YTD Donations
Clubs less than two years old																
154990	Lovell	02/07/2024	Active	19	0	1	-5.00%	23	4	3	Y	2	N			
171391	Seacoast	05/03/2024	Active	24	0	0	0.00%	25		6	Y	3	N	11/2025		
Clubs more than two years old																
78139	ACTON SHAPLEIGH	01/28/2004	Active	11	0	0	0.00%	12		7	Y	13	R	10/2024		
33325	ALBION	02/07/1977	Active	34	0	1	-2.86%	31	14	0	Y	2	N	02/2019		
	Exc Award (06/30/2018)															
13672	BANGOR	05/11/1923	Active	18	0	0	0.00%	18		8	Y	5		11/2025		
13638	BELFAST	07/11/1929	Active	37	4	0	12.12%	32		0	Y	2	N	06/2025		
	Exc Award (06/30/2017, 06/30/2023)															
13640	BOOTHBAY REGION	05/05/1953	Active	18	0	1	-5.26%	21	2	3	Y		N	10/2025		
	Exc Award (06/30/2023)															
13604	BRIDGTON	11/04/1926	Active	31	1	3	-6.06%	36	7	0	Y	2	R	06/2023		
	Exc Award (06/30/2018)															
46022	BROWNFIELD	04/07/1986	Active	10	0	0	0.00%	10		4	Y	2		05/2015		
13643	CAMDEN	06/12/1929	Active	44	0	0	0.00%	47		3	Y		N	11/2025		
	Exc Award (06/30/2018)															
13605	CAPE ELIZABETH	01/27/1949	Active	35	1	1	0.00%	35	2	0	Y		R	03/2025		
	Exc Award (06/30/2018)															
13644	CLINTON	04/21/1953	Active	61	0	2	-3.17%	61	28	2	Y			06/2016		
	Exc Award (06/30/2018)															
13606	CUMBERLAND-NORTH YARMOUTH	05/01/1961	Active	61	2	1	1.67%	56	10	0	Y	2	R	10/2025		\$1,050.00
	Exc Award (06/30/2023)															
13645	DAMARISCOTTA NEWCASTLE	05/25/1954	Active	37	2	1	2.78%	37	10	1	Y		N	10/2025		
13607	DENMARK	05/04/1967	Active	39	0	0	0.00%	36		2	Y		N	09/2021		
145695	Ellsworth Lioness	06/17/2021	Active	33	0	1	-2.94%	38	4	3	Y		N	04/2023		
13610	FALMOUTH	12/29/1949	Active	41	1	1	0.00%	46	55	1	Y			11/2025		\$200.00
	Exc Award (06/30/2019, 06/30/2020, 06/30/2024)															
13646	FARMINGTON	09/25/1945	Active	24	0	1	-4.00%	24	15	1	Y		R	04/2025		



Club Health Assessment for District 41 through November 2025

			Status	Membership					Reports					Finance		LCIF
Club Number	Club Name	Charter Date	Times in Status Quo in Past 2 Years	Current Member Count **	YTD Members Added	YTD Members Dropped	YTD Net Growth% ***	Member Count 1 Year Ago	Dropped Members Avg.Length of Service	Months Since Membership Update	Current Officers Reported ****	Current President Repeated Term	VP Reported *****	Last Date Reported Service (mm/yyyy)	Account Balance	YTD Donations
99714	FREEPORT LIONESS	06/25/2007	Active	40	0	0	0.00%	42		2	Y	3	N	11/2025		\$50.00
	Exc Award (06/30/2018, 06/30/2020, 06/30/2022, 06/30/2023, 06/30/2024)															
13612	FRYEBURG	10/23/1957	Active	11	0	0	0.00%	11		21	Y	20	R	07/2024		
13647	GARDINER-AUGUSTA	12/05/1949	Active	22	0	1	-4.35%	23	25	4	Y	6		03/2024		
	Exc Award (06/30/2017)															
13613	GORHAM	02/26/1954	Active	15	2	1	7.14%	14	3	2	Y	4		07/2023		
	Exc Award (06/30/2018, 06/30/2023)															
44426	GRAY NEW GLOUCESTER	12/17/1984	Active	13	0	3	-18.75%	24	2	0	Y	2		11/2021		\$250.00
	Exc Award (06/30/2018)															
13614	HARRISON	09/17/1956	Active	27	0	2	-6.90%	33	12	0	Y		N	04/2024		\$500.00
	Exc Award (06/30/2018)															
13648	HARTLAND-ST ALBANS	12/13/1951	Active	22	0	3	-12.00%	24	12	1	Y		R	09/2025		\$1,000.00
13615	HOLLIS	03/14/1951	Active	16	0	0	0.00%	17		10	Y	13	R	12/2022		
108557	JAY LIVERMORE FALLS	06/07/2010	Active	20	0	0	0.00%	23		5	Y		N	06/2025		\$250.00
	Exc Award (06/30/2016, 06/30/2017, 06/30/2018, 06/30/2023)															
13617	KITTERY	09/08/1949	Active	35	0	0	0.00%	32		5	Y	2	R	11/2025		\$100.00
	Exc Award (06/30/2016, 06/30/2018)															
138834	Lewiston-Auburn	06/26/2019	Active	4	0	0	0.00%	4		59	N	None				
13685	LUBEC	09/23/1953	Active	20	2	2	0.00%	21	2	2	Y	2		05/2022		
13651	MANCHESTER	08/11/1953	Active	59	0	0	0.00%	56		3	Y		N	10/2025		\$120.00
	Exc Award (06/30/2017, 06/30/2018, 06/30/2019, 06/30/2022)															
13688	MAPLETON	09/03/1957	Active	23	1	3	-8.00%	25	20	0	Y	7	N	12/2023		
	Exc Award (06/30/2020, 06/30/2023, 06/30/2024)															
13619	MASSABESIC L C	02/21/1972	Active	52	1	1	0.00%	47	19	1	Y	4	R	09/2025		
	Exc Award (06/30/2018, 06/30/2024)															
13620	MECHANIC FALLS	09/29/1948	Active	3	0	0	0.00%	4		4	Y	14				
13652	MONMOUTH	11/18/1953	Active	25	1	0	4.17%	25		0	Y		R	06/2025		
41171	MONROE	04/26/1982	Active	20	0	1	-4.76%	16	2	0	Y	23		05/2019		
13691	MOUNT DESERT ISLAND	10/03/1934	Active	41	0	0	0.00%	43		5	Y		N	09/2023		



Club Health Assessment for District 41 through November 2025

			Status	Membership						Reports				Finance	LCIF	
Club Number	Club Name	Charter Date	Times in Status Quo in Past 2 Years	Current Member Count **	YTD Members Added	YTD Members Dropped	YTD Net Growth% ***	Member Count 1 Year Ago	Dropped Members Avg.Length of Service	Months Since Membership Update	Current Officers Reported ****	Current President Repeated Term	VP Reported *****	Last Date Reported Service (mm/yyyy)	Account Balance	YTD Donations
Exc Award (06/30/2023)			Active	14	0	0	0.00%	14		6	Y	11	N	08/2024		
75928	NAPLES	06/30/2003														
Exc Award (06/30/2017)																
13653	NEW PORTLAND	01/17/1931	Active	34	2	1	3.03%	35	3	1	Y	2		01/2024		
Exc Award (06/30/2017, 06/30/2019)			Active(1)	9	0	0	0.00%	9		4	Y	2		11/2015		
13654	NORTH HAVEN	12/14/1953														
Exc Award (06/30/2021)																
13655	OAKLAND	10/24/1946	Active	45	1	3	-4.26%	49	5	1	Y	3	N	10/2025		
Exc Award (06/30/2018)			Active	27	3	5	-6.90%	35	16	1	N	None	R	08/2024		
13627	PORTLAND PEAKS ISLAND	05/01/1950														
Exc Award (06/30/2017)																
57336	RAYMOND	09/12/1995	Active	10	0	0	0.00%	10		19	N	5	R	06/2025		
Exc Award (06/30/2017, 06/30/2018)			Active(1)	27	0	2	-6.90%	29	10	0	Y	12		02/2024		
13629	SCARBOROUGH	10/26/1948														
Exc Award (06/30/2017)																
57825	SEARSPORT BAY AREA	02/12/1996	Active	11	1	2	-8.33%	11	8	4	Y	4	R	05/2022		\$200.00
33324	SEBAGO	02/22/1977	Active	29	0	0	0.00%	30		3	Y	2	N	11/2025		\$50.00
Exc Award (06/30/2017, 06/30/2023, 06/30/2024)			Active	28	2	1	3.70%	27	11	0	Y		N	11/2025		\$2,075.00
13660	SKOWHEGAN	02/13/1935														
Exc Award (06/30/2017, 06/30/2018, 06/30/2019, 06/30/2024)																
13630	SOUTH PORTLAND	02/28/1928	Active	20	10	0	100.00%	10		0	Y	3	N	11/2016		
13661	SOUTH THOMASTON	09/23/1952	Active	23	1	0	4.55%	22		0	Y			08/2019		
33674	STANDISH	04/05/1977	Active	15	0	0	0.00%	17		7	Y	2	R	04/2024		
Exc Award (06/30/2018, 06/30/2019, 06/30/2023)			Active	66	3	2	1.54%	68	8	0	Y		N	06/2025		
13662	STRATTON EUSTIS	06/07/1954														
Exc Award (06/30/2016, 06/30/2017, 06/30/2020, 06/30/2022)																
13693	VAN BUREN	03/16/1961	Active	8	0	0	0.00%	8		4	Y	4	R			
13664	VINALHAVEN	09/24/1936	Active	50	0	1	-1.96%	55	14	1	Y	5	R			
13665	WALDOBORO	12/11/1930	Active	18	2	4	-10.00%	20	14	0	Y	2		10/2025		\$100.00
135342	Waterville	06/23/2018	Active	8	0	0	0.00%	11		5	Y			11/2025		\$40.00



Club Health Assessment for District 41 through November 2025

INTERNATIONAL

			Status	Membership						Reports				Finance	LCIF	
Club Number	Club Name	Charter Date	Times in Status Quo in Past 2 Years	Current Member Count **	YTD Members Added	YTD Members Dropped	YTD Net Growth% ***	Member Count 1 Year Ago	Dropped Members Avg.Length of Service	Months Since Membership Update	Current Officers Reported ****	Current President Repeated Term	VP Reported *****	Last Date Reported Service (mm/yyyy)	Account Balance	YTD Donations
13633	WESTBROOK	01/11/1929	Active	19	0	0	0.00%	19		17	Y	2		05/2023		
13667	WHITEFIELD	03/29/1953	Active	93	3	0	3.33%	96		0	Y	2	R	02/2025		\$2,000.00
Exc Award (06/30/2017, 06/30/2020)																
13668	WILTON	05/29/1945	Active	39	0	3	-7.14%	42	35	1	Y	2	N	09/2016		
13634	WINDHAM	05/20/1965	Active	18	0	0	0.00%	18		7	Y	2	N	01/2025		
Exc Award (06/30/2024)																
13669	WINTERPORT	01/10/1951	Active	13	0	0	0.00%	13		4	Y	2		11/2016		
13670	WINTHROP	07/17/1947	Active	31	0	3	-8.82%	31	49	3	Y	3	R	04/2023		
Exc Award (06/30/2018)																
13635	YARMOUTH	11/29/1948	Active	41	1	3	-4.65%	43	30	0	Y		N	02/2018		\$1,000.00
Exc Award (06/30/2018)																

Clubs Cancelled Previous Fiscal Year – Clubs Cancelled within last 12 months may be reinstated

Club Number	Club Name	Charter Date	Current Status*	Cancellation Date
13609	ELIOT	05/09/1960	Cancelled(6*)	01/31/2025
96423	LIMERICK NEWFIELD	03/06/2006	Cancelled(6*)	08/29/2024
47827	LYMAN-DAYTON L C	11/02/1987	Cancelled(6*)	10/29/2024
13621	MEXICO	05/16/1966	Cancelled(8*)	12/30/2024
13624	OLD ORCHARD BEACH	12/18/1944	Cancelled(8*)	06/29/2025
13628	SANFORD	11/17/1941	Cancelled(6*)	06/29/2025
13659	SEARSPORT	02/05/1953	Cancelled(6*)	06/29/2025
13631	SO PORTLAND THORNTON HEIGHTS	06/17/1969	Cancelled(6*)	05/29/2025

Current Total Clubs Count	YTD New Clubs Count	YTD Cancelled Clubs Count	YTD Net Club Gain	Current Total Members Count	YTD Add	YTD Drop	YTD Net Growth	YTD Net Growth %	Member Count 12 Months Ago	Average Member Count Per Club	% of Clubs with less than 20 members	% No Officer Report in 12 Months	% of Clubs with balance 90+ days	Number of Clubs in Status Quo	% Status Quo Clubs in Financial Suspension	Number of Cancelled Clubs	Average Cancelled Club Age	Members Lost Due to Cancellation	% of Clubs Cancelled for Non-Financial Reasons
62	0	0	0	1,741	47	61	-14	-0.80%	1,794	28	35%	2%	0%	0	0%	0	0	0	0%

* - P - Priority Club. Cancellation Reasons: 1-Objectives/conduct, 2-Non-active club, 5-Non-existing club, 6-Disbanding, 7-Merger, 8-Financial Suspension, 9-District/Multiple District Dues.

** Red denotes below 15 active members.

*** Red denotes 20% + loss.

**** Y - all 3 (President, Secretary, Treasurer) club officers reported, N - not all 3 reported.

***** Abbreviation: N-New, IP-Immediate Past, R-Repeat.



Club Health Assessment for District 42 through November 2025

			Status	Membership					Reports				Finance	LCIF		
Club Number	Club Name	Charter Date	Times in Status Quo in Past 2 Years	Current Member Count **	YTD Members Added	YTD Members Dropped	YTD Net Growth% ***	Member Count 1 Year Ago	Dropped Members Avg.Length of Service	Months Since Membership Update	Current Officers Reported ****	Current President Repeated Term	VP Reported *****	Last Date Reported Service (mm/yyyy)	Account Balance	YTD Donations
Clubs less than two years old																
182556	Rhode Island Visually Impaired Community	06/09/2025	Active	18	0	2	-10.00%	0	4	1	N	2	R			
Clubs more than two years old																
146306	Barrington	05/21/2021	Active	22	2	0	10.00%	25		4	N	None		06/2025		
55485	BLOCK ISLAND	03/30/1994	Active(1)	30	0	0	0.00%	30		18	N	None		04/2018	90+ Days	
13874	BRISTOL COUNTY	03/30/1948	Active	30	0	0	0.00%	30		7	Y			07/2024		
13875	BURRILLVILLE	03/26/1947	Active	25	0	0	0.00%	25		11	Y		N	10/2025		\$100.00
111409	CENTRAL FALLS	06/21/2011	Active(1)	4	0	0	0.00%	4		1	Y	17		10/2025		
130686	Chariho Centennial	04/11/2017	Active	24	0	0	0.00%	24		4	Y		IP	11/2025		\$100.00
Exc Award (06/30/2023)																
13878	COVENTRY-WEST GREENWICH L C	07/15/1948	Active	13	0	0	0.00%	15		5	Y			01/2025		
13880	CUMBERLAND	10/11/1951	Active	38	0	0	0.00%	40		2	Y			10/2025		\$275.00
Exc Award (06/30/2024)																
13881	EAST GREENWICH	10/15/1934	Active	12	0	0	0.00%	10		6	Y		N	04/2023		
13882	EAST PROVIDENCE	02/01/1961	Active	41	0	0	0.00%	34		2	Y		N	10/2022		
13884	GLOCESTER	11/05/1951	Active	52	4	6	-3.70%	54	13	0	Y		N	10/2025	90+ Days	
59270	GREATER WARWICK	03/26/1997	Active	26	0	1	-3.70%	25	0	4	N	None		05/2025		\$80.00
13885	JAMESTOWN	01/30/1953	Active	2	0	0	0.00%	2		19	N	19		04/2025		
13886	JOHNSTON	07/24/1951	Active	18	0	0	0.00%	18		23	N	None		10/2024	90+ Days	
13889	NARRAGANSETT	06/10/1969	Active	278	11	11	0.00%	270	16	0	Y		N	07/2025	90+ Days	\$100.00
13890	NEWPORT	03/15/1923	Active	21	2	3	-4.55%	21	8	1	Y	7	N	01/2025		
13891	NORTH PROVIDENCE	08/10/1936	Active(1)	2	0	6	-75.00%	14	21	2	Y	2		10/2023		
13892	PAWTUCKET	01/30/1924	Active	26	2	0	8.33%	24		1	Y		N	11/2025		\$250.00
13895	PROVIDENCE	12/08/1960	Active	19	5	6	-5.00%	21	4	0	Y	4		11/2025	90+ Days	\$370.00
13901	RUMFORD	02/12/1953	Active	24	1	1	0.00%	24	8	1	Y	2	R	11/2025		\$1,590.00
13902	SCITUATE	10/19/1951	Active	102	3	1	2.00%	111	0	1	Y		N	11/2025		\$100.00
Exc Award (06/30/2017, 06/30/2018)																



Club Health Assessment for District 42 through November 2025

						Membership					Reports				Finance		LCIF		
Club Number	Club Name	Charter Date	Status		Current Member Count **	YTD Members Added	YTD Members Dropped	YTD Net Growth***	Member Count 1 Year Ago	Dropped Members Avg.Length of Service	Months Since Membership Update	Current Officers Reported ****	Current President Repeated Term	VP Reported *****	Last Date Reported Service (mm/yyyy)	Account Balance	YTD Donations		
			Times in Status Quo in Past 2 Years																
13903	SMITHFIELD	09/01/1951	Active		38	0	0	0.00%	38		4	Y	2	R	06/2019				
13905	TIVERTON	09/28/1942	Active		38	3	0	8.57%	44		1	Y	2		06/2025		\$1,150.00		
Exc Award (06/30/2023)																			
13907	WESTERLY	01/26/1926	Active		102	0	1	-0.97%	98	3	4	Y	2	R	12/2024		\$1,000.00		
13910	WOONSOCKET	02/18/1926	Active(1)		10	0	0	0.00%	10		17	Y	4	R	06/2025				
Current Total Clubs Count	YTD New Clubs Count	YTD Cancelled Clubs Count	YTD Net Club Gain	Current Total Members Count	YTD Add	YTD Drop	YTD Net Growth	YTD Net Growth %	Member Count 12 Months Ago	Average Member Count Per Club	% of Clubs with less than 20 members	% No Officer Report in 12 Months	% of Clubs with balance 90+ days	Number of Clubs in Status Quo	% Status Quo Clubs in Financial Suspension	Number of Cancelled Clubs	Average Cancelled Club Age	Members Lost Due to Cancellation	% of Clubs Cancelled for Non-Financial Reasons
26	0	0	0	1,015	33	38	-5	-0.49%	1,011	39	35%	8%	19%	0	0%	0	0	0	0%

* - P - Priority Club. Cancellation Reasons: 1-Objectives/conduct, 2-Non-active club, 5-Non-existing club, 6-Disbanding, 7-Merger, 8-Financial Suspension, 9-District/Multiple District Dues.

** Red denotes below 15 active members.

*** Red denotes 20% + loss.

**** Y - all 3 (President, Secretary, Treasurer) club officers reported, N - not all 3 reported.

***** Abbreviation: N-New, IP-Immediate Past, R-Repeat.



Club Health Assessment for District 45 through November 2025

			Status	Membership						Reports				Finance		LCIF
Club Number	Club Name	Charter Date	Times in Status Quo in Past 2 Years	Current Member Count **	YTD Members Added	YTD Members Dropped	YTD Net Growth% ***	Member Count 1 Year Ago	Dropped Members Avg.Length of Service	Months Since Membership Update	Current Officers Reported ****	Current President Repeated Term	VP Reported *****	Last Date Reported Service (mm/yyyy)	Account Balance	YTD Donations
Clubs more than two years old																
14207	ARLINGTON	01/10/1952	Active	22	3	5	-8.33%	27	14	0	Y	2	R	11/2025		\$500.00
Exc Award (06/30/2023)																
14208	BARRE	10/07/1938	Active	50	0	0	0.00%	50		0	Y			06/2024		
33678	BRANDON FOREST DALE	04/08/1977	Active	24	0	0	0.00%	24		6	Y	3	R	02/2025	90+ Days	
121656	Brattleboro Area	03/25/2014	Active	2	0	0	0.00%	2		5	Y	3		10/2025		\$500.00
14212	CASTLETON	11/07/1947	Active	68	0	2	-2.86%	73	7	0	N	2	N	11/2025		
154593	Champlain Valley	06/26/2023	Active	28	1	1	0.00%	37	1	1	Y	4		05/2025		
14213	COLCHESTER	04/25/1963	Active	45	8	0	21.62%	27		1	Y	2	R	11/2025		\$415.00
Exc Award (06/30/2023, 06/30/2025)																
14237	DEERFIELD VALLEY	03/16/1954	Active	44	2	0	4.76%	37		1	Y	2	R	01/2025		\$1,000.00
Exc Award (06/30/2025)																
14215	ENOSBURG FALLS	03/13/1952	Active	50	2	0	4.17%	51		2	Y		IP	11/2025		
14216	ESSEX JUNCTION	12/18/1947	Active	41	1	2	-2.38%	43	4	0	Y			11/2025		\$530.00
40752	GEORGIA	01/25/1982	Cancelled(6*)	0	0	0	0.00%	11		5	N	None		12/2023		
8273	GRANVILLE	01/13/1960	Active	58	11	1	20.83%	42	2	0	Y	2	N	07/2025		
37804	JERICO-UNDERHILL	12/31/1979	Active	21	0	0	0.00%	22		2	Y		R	12/2024		
127447	Londonderry Area Tri Mountain	05/23/2016	Status Quo(1)	13	2	1	8.33%	14	7	2	Y	5		03/2024	90+ Days	\$20.00
14219	MANCHESTER	12/12/1951	Active	21	0	5	-19.23%	26	7	3	Y		R	10/2024		\$10.00
14220	MIDDLEBURY	08/25/1952	Active	56	3	5	-3.45%	54	17	1	Y		N	09/2025		\$50.00
14222	NORSHAFT	02/17/1953	Active	46	0	2	-4.17%	56	52	0	Y	2	R	01/2025		\$1,000.00
Exc Award (06/30/2017)																
14223	NORWICH	05/19/1954	Active	19	0	2	-9.52%	21	29	2	Y		N	11/2025		\$1,000.00
14224	ORLEANS	08/09/1954	Active	37	2	0	5.71%	35		4	Y		R	11/2025		
14227	READSBORO	01/24/1957	Active(2)	19	19	0	100.00%	27		2	N			03/2019		
14228	RICHFORD	10/15/1958	Active(1)	20	0	0	0.00%	20		4	Y	3	R	08/2025		
14231	Royalton and Area	01/04/1957	Active	20	1	0	5.26%	20		3	Y		N	06/2025		\$165.00
Exc Award (06/30/2021)																
14232	SPRINGFIELD	11/08/1937	Active	26	0	2	-7.14%	27	18	3	Y		R	06/2025		



Club Health Assessment for District 45 through November 2025

				Membership							Reports				Finance		LCIF		
Club Number	Club Name	Charter Date	Status	Current Member Count **	YTD Members Added	YTD Members Dropped	YTD Net Growth% ***	Member Count 1 Year Ago	Dropped Members Avg.Length of Service	Months Since Membership Update	Current Officers Reported ****	Current President Repeated Term	VP Reported *****	Last Date Reported Service (mm/yyyy)	Account Balance	YTD Donations			
			Times in Status Quo in Past 2 Years																
46295	STRAFFORD & AREA L C	06/09/1986	Active	60	2	0	3.45%	59		2	Y		N	10/2025		\$600.00			
	Exc Award (06/30/2022)																		
54625	SWANTON MISSISQUOI VALLEY	06/21/1993	Active(1)	14	0	0	0.00%	14		13	Y	3	R	11/2023					
46958	TROY & AREA	02/18/1987	Active	31	5	9	-11.43%	34	8	0	Y			10/2025					
14234	VALLEY L C	05/22/1969	Active(2)	9	0	0	0.00%	17		11	N	None		06/2019					
14235	VERGENNES	09/15/1954	Active	64	13	5	14.29%	64	8	1	Y		N	11/2025		\$875.00			
	Exc Award (06/30/2023)																		
42410	WILLISTON AREA	03/16/1983	Active	9	1	0	12.50%	4		1	Y	3		10/2025					
14239	WINDSOR	09/24/1951	Active	13	0	0	0.00%	12		1	Y	2	R	11/2025					
Current Total Clubs Count	YTD New Clubs Count	YTD Cancelled Clubs Count	YTD Net Club Gain	Current Total Members Count	YTD Add	YTD Drop	YTD Net Growth	YTD Net Growth %	Member Count 12 Months Ago	Average Member Count Per Club	% of Clubs with less than 20 members	% No Officer Report in 12 Months	% of Clubs with balance 90+ days	Number of Clubs in Status Quo	% Status Quo Clubs in Financial Suspension	Number of Cancelled Clubs	Average Cancelled Club Age	Members Lost Due to Cancellation	% of Clubs Cancelled for Non-Financial Reasons
29	0	1	-1	930	76	42	34	3.79%	950	32	28%	3%	7%	1	100%	1	44	0	100%

* - P - Priority Club. Cancellation Reasons: 1-Objectives/conduct, 2-Non-active club, 5-Non-existing club, 6-Disbanding, 7-Merger, 8-Financial Suspension, 9-District/Multiple District Dues.

** Red denotes below 15 active members.

*** Red denotes 20% + loss.

**** Y - all 3 (President, Secretary, Treasurer) club officers reported, N - not all 3 reported.

***** Abbreviation: N-New, IP-Immediate Past, R-Repeat.



Club Health Assessment for District 46 through November 2025

			Status	Membership						Reports				Finance	LCIF	
Club Number	Club Name	Charter Date	Times in Status Quo in Past 2 Years	Current Member Count **	YTD Members Added	YTD Members Dropped	YTD Net Growth% ***	Member Count 1 Year Ago	Dropped Members Avg.Length of Service	Months Since Membership Update	Current Officers Reported ****	Current President Repeated Term	VP Reported *****	Last Date Reported Service (mm/yyyy)	Account Balance	YTD Donations
Clubs less than two years old																
182673	Las Vegas Las Americas	06/09/2025	Active	22	2	0	10.00%	0		2	Y	2	N	07/2025		
180757	Las Vegas Latinos	02/27/2025	Active	19	0	3	-13.64%	0	1	0	Y	2	N	11/2025		
181474	Los Prados	03/24/2025	Active	15	0	1	-6.25%	0	1	0	Y	2	N	11/2025		
Clubs more than two years old																
2434	ANTELOPE VALLEY L C	02/18/1971	Active	25	1	2	-3.85%	29	18	3	Y	2	N	10/2025	90+ Days	
2745	AUSTIN	04/28/1937	Active	14	0	0	0.00%	12		2	Y		IP	08/2017		
2746	BATTLE MOUNTAIN	10/27/1949	Active(1)	6	0	2	-25.00%	19	2	0	Y	2		04/2024		
150300	Beatty	06/01/2022	Active	17	0	2	-10.53%	19	3	0	Y	2		10/2023		
2435	BISHOP	02/18/1944	Active	54	9	0	20.00%	49		2	Y		N	11/2025		
48277	BOULDER CITY	03/21/1988	Active	48	0	0	0.00%	58		0	Y	3	R	09/2024	90+ Days	
2750	CARSON CITY HOST	10/18/1932	Active	40	1	1	0.00%	37	16	4	Y		N	10/2025		
Exc Award (06/30/2021, 06/30/2022, 06/30/2024)																
2752	CARSON VALLEY	08/03/1953	Active	17	0	2	-10.53%	19	39	2	Y		N	09/2025		\$100.00
63398	DAYTON VALLEY	06/30/2000	Active	23	2	0	9.52%	21		3	Y	7	N	11/2025		
2753	ELKO	06/10/1938	Active	86	7	2	6.17%	85	2	0	Y		N	10/2025		\$5,000.00
2754	ELY	12/04/1925	Active	15	0	0	0.00%	15		14	Y	2	R	01/2024		
38795	EUREKA	07/01/1980	Active	27	0	1	-3.57%	31	0	4	Y	2	R	11/2025		
2755	FALLON	05/08/1937	Active	27	4	0	17.39%	21		4	Y		N	01/2025		
2756	FERNLEY WADSWORTH L C	08/02/1971	Active	8	0	0	0.00%	12		5	Y	3		07/2024		
2758	HAWTHORNE	10/01/1945	Active	16	0	0	0.00%	14		6	Y	4		05/2025		
2450	INDEPENDENCE	08/26/1952	Active	11	0	0	0.00%	11		20	Y	5	R	11/2025		
107661	LAS VEGAS ALOHA	02/23/2010	Active	27	2	0	8.00%	30		4	Y		N	09/2025		
Exc Award (06/30/2018)																
88429	LAS VEGAS BLACK MOUNTAIN	05/25/2005	Active	24	1	2	-4.00%	25	3	1	Y		IP	11/2025		
Exc Award (06/30/2018)																
2761	LAS VEGAS BREAKFASTERS	02/01/1953	Active	28	0	1	-3.45%	32	36	3	Y		N	03/2025		\$1,400.00



Club Health Assessment for District 46 through November 2025

			Status	Membership					Reports					Finance	LCIF	
Club Number	Club Name	Charter Date	Times in Status Quo in Past 2 Years	Current Member Count **	YTD Members Added	YTD Members Dropped	YTD Net Growth% ***	Member Count 1 Year Ago	Dropped Members Avg.Length of Service	Months Since Membership Update	Current Officers Reported ****	Current President Repeated Term	VP Reported *****	Last Date Reported Service (mm/yyyy)	Account Balance	YTD Donations
87845	LAS VEGAS CHINA TOWN	04/21/2005	Active	10	0	0	0.00%	12		10	N	None		07/2023		\$500.00
128162	Las Vegas Diabetes Wellness	06/29/2016	Active	17	0	0	0.00%	16		6	Y	2	R	08/2023		
Exc Award (06/30/2022, 06/30/2023)																
151394	Las Vegas E-Lions	06/20/2022	Active	17	1	0	6.25%	25		0	Y			02/2025		
Exc Award (06/30/2023, 06/30/2024)																
2760	LAS VEGAS HOST	11/21/1938	Active	50	1	0	2.04%	51		0	Y		N	07/2025		
Exc Award (06/30/2021, 06/30/2022, 06/30/2023)																
133180	Las Vegas Nevada Peacemakers	12/07/2017	Active(1)	4	0	2	-33.33%	6	7	4	N	None		04/2021		
96431	LAS VEGAS PROFESSIONALS	03/06/2006	Active	26	4	0	18.18%	39		0	Y		IP	10/2024		
61074	LAS VEGAS SUMMERLIN	08/10/1998	Active	16	2	0	14.29%	15		3	Y		N	11/2025		
Exc Award (06/30/2017, 06/30/2023)																
128106	Las Vegas Twin Lakes	06/24/2016	Active	23	1	1	0.00%	17	26	0	Y	11	N	11/2025		
131198	Las Vegas Vietnamese-American	06/08/2017	Active	4	0	0	0.00%	9		5	Y	10	N	11/2025		
2764	LAS VEGAS WEST CHARLESTON	02/27/1969	Active	31	3	0	10.71%	27		1	Y		N	09/2024		
2455	LONE PINE	03/12/1930	Active(1)	30	4	0	15.38%	28		1	N	None		10/2021		
2766	LOVELOCK	12/13/1929	Active	20	0	0	0.00%	21		3	Y	5		12/2018		
Exc Award (06/30/2018)																
2464	MAMMOTH LAKES	11/13/1963	Active	32	0	0	0.00%	36		6	N	None		06/2024		
2768	NORTH LAS VEGAS HOST	12/05/1947	Active	5	0	6	-54.55%	17	12	0	N	2		07/2024		
Exc Award (06/30/2016)																
2769	PAHRUMP VALLEY	03/10/1972	Active	24	0	3	-11.11%	29	14	0	Y	2	R	10/2025		
63482	RACHEL	07/31/2000	Active	8	0	0	0.00%	3		9	N	None		04/2025		
2774	RENO ARCH	09/03/1952	Active	17	0	0	0.00%	18		6	Y	2		08/2024	90+ Days	
130551	RENO CENTENNIAL READ BETWEEN THE LIONS	05/05/2017	Active(1)	5	0	0	0.00%	6		6	Y	5		08/2025		
109071	RENO CIGAR	08/12/2010	Active	30	4	2	7.14%	23	8	0	Y	2		11/2025		
2771	RENO HOST	12/09/1920	Active	41	0	1	-2.38%	40	61	4	Y	2	N	06/2025		
Exc Award (06/30/2018, 06/30/2020)																
41136	RENO PLUMB LANE	04/27/1982	Active	14	0	2	-12.50%	17	1	1	N	2	R	09/2025		



Club Health Assessment for District 46 through November 2025

INTERNATIONAL

						Status				Membership					Reports				Finance		LCIF
Club Number	Club Name	Charter Date				Times in Status Quo in Past 2 Years	Current Member Count **	YTD Members Added	YTD Members Dropped	YTD Net Growth% ***	Member Count 1 Year Ago	Dropped Members Avg.Length of Service	Months Since Membership Update	Current Officers Reported ****	Current President Repeated Term	VP Reported *****	Last Date Reported Service (mm/yyyy)	Account Balance	YTD Donations		
2777	SPARKS GREENBRAE	03/01/1962				Active	12	0	0	0.00%	12		6	Y	2		04/2025		\$1,768.68		
100698	SPARKS SPANISH SPRINGS	12/03/2007				Active	12	0	0	0.00%	13		7	Y		N	10/2025		\$1,000.00		
Exc Award (06/30/2018)																					
42519	SPRING CREEK RUBY MOUNTAIN	04/25/1983				Active(1)	38	0	0	0.00%	37		9	Y	3	N	08/2020				
2744	TRUCKEE HOST	09/14/1932				Active	15	1	1	0.00%	17	14	4	Y	2	N	06/2023				
152635	Virgin Valley	11/11/2022				Active(1)	5	0	0	0.00%	7		5	N	3		10/2024				
2779	WINNEMUCCA HOST	12/18/1929				Active	26	4	1	13.04%	46	1	0	Y	3	N	10/2025		\$100.00		
2780	YERINGTON	03/12/1953				Active	26	0	0	0.00%	29		7	Y		N	01/2025		\$125.00		
Current Total Clubs Count	YTD New Clubs Count	YTD Cancelled Clubs Count	YTD Net Club Gain	Current Total Members Count	YTD Add	YTD Drop	YTD Net Growth %	Member Count 12 Months Ago	Average Member Count Per Club	% of Clubs with less than 20 members	% No Officer Report in 12 Months	% of Clubs with balance 90+ days	Number of Clubs in Status Quo	% Status Quo Clubs in Financial Suspension	Number of Cancelled Clubs	Average Cancelled Club Age	Members Lost Due to Cancellation	% of Clubs Cancelled for Non-Financial Reasons			
50	0	0	0	1,127	54	38	16	1.44%	1,155	23	50%	6%	6%	0	0%	0	0	0			

* - P - Priority Club. Cancellation Reasons: 1-Objectives/conduct, 2-Non-active club, 5-Non-existing club, 6-Disbanding, 7-Merger, 8-Financial Suspension, 9-District/Multiple District Dues.

** Red denotes below 15 active members.

*** Red denotes 20% + loss.

**** Y - all 3 (President, Secretary, Treasurer) club officers reported, N - not all 3 reported.

***** Abbreviation: N-New, IP-Immediate Past, R-Repeat.



Club Health Assessment for District 50 through November 2025

			Status	Membership						Reports				Finance	LCIF	
Club Number	Club Name	Charter Date	Times in Status Quo in Past 2 Years	Current Member Count **	YTD Members Added	YTD Members Dropped	YTD Net Growth% ***	Member Count 1 Year Ago	Dropped Members Avg.Length of Service	Months Since Membership Update	Current Officers Reported ****	Current President Repeated Term	VP Reported *****	Last Date Reported Service (mm/yyyy)	Account Balance	YTD Donations
Clubs less than two years old																
182705	Hawaii Mililani Leaders4Life	06/12/2025	Active	23	0	0	0.00%	0		4	Y	2		07/2025		
182733	Honolulu Healthy Cyber Leo	06/11/2025	Active	28	0	0	0.00%	0		1	N	2		08/2025		
180383	Honolulu Kina Ole	02/17/2025	Active	25	0	2	-7.41%	0	11	4	Y		N	11/2025	90+ Days	\$450.00
182005	Honolulu Roosevelt	06/14/2025	Active	33	4	2	6.45%	0	0	1	Y		N	10/2025		
182684	Kona Healthy	06/13/2025	Active	32	9	3	23.08%	0	0	0	Y	2	R	11/2025		\$40.00
Clubs more than two years old																
14309	AKAKA FALLS	07/01/1963	Active	45	6	3	7.14%	44	0	0	Y		R	11/2025		\$1,200.00
Exc Award (06/30/2017, 06/30/2024)																
14311	EAST KAUAI	05/18/1938	Active	25	1	4	-10.71%	28	6	2	Y		N	11/2025		
Exc Award (06/30/2016)																
14312	EWA BEACH	04/22/1965	Active	16	2	0	14.29%	14		4	Y	3	R	10/2025		\$100.00
14313	HALEAKALA	01/11/1949	Active	17	0	0	0.00%	17		5	Y	2	N	09/2025		\$120.00
Exc Award (06/30/2019)																
14314	HAMAKUA	07/28/1934	Active	23	2	0	9.52%	25		4	Y		N	09/2025	90+ Days	
138346	Hawaii Cyber	05/29/2019	Active	17	2	1	6.25%	17	6	0	Y	2	N	08/2025		
150908	Hawaii Filipino	06/01/2022	Status Quo(2)	12	0	0	0.00%	12		3	Y	2	R	09/2024	90+ Days	
14315	HILO	03/24/1932	Active	42	7	5	5.00%	44	2	2	Y		R	07/2025		\$100.00
14317	HILO CRESCENT CITY	05/21/1956	Active	24	0	0	0.00%	22		4	Y	2		11/2025		\$20.00
Exc Award (06/30/2023)																
148906	Hilo Hawaii Lions Unlimited	11/12/2021	Active	17	0	0	0.00%	7		5	Y	5	R	11/2025		\$155.00
Exc Award (06/30/2022, 06/30/2025)																
14318	HILO WAIAKEA	05/02/1950	Active	34	0	1	-2.86%	32	9	0	Y	2		11/2025		\$317.00
Exc Award (06/30/2021, 06/30/2022)																
14325	HONOLULU	09/30/1926	Active	29	0	0	0.00%	33		5	Y		IP	10/2025		\$1,000.00
Exc Award (06/30/2016)																
14320	HONOLULU ALA MOANA	03/02/1965	Active	21	1	0	5.00%	20		1	Y	4	R	10/2025		
63181	HONOLULU ALOHA PONO	05/19/2000	Active	30	2	0	7.14%	20		0	Y	8	R	07/2025		\$40.00
14321	HONOLULU CHINATOWN	03/07/1973	Active	35	0	0	0.00%	51		4	Y	2	N	11/2025		\$2,050.00



Club Health Assessment for District 50 through November 2025

			Status	Membership					Reports					Finance	LCIF	
Club Number	Club Name	Charter Date	Times in Status Quo in Past 2 Years	Current Member Count **	YTD Members Added	YTD Members Dropped	YTD Net Growth% ***	Member Count 1 Year Ago	Dropped Members Avg.Length of Service	Months Since Membership Update	Current Officers Reported ****	Current President Repeated Term	VP Reported *****	Last Date Reported Service (mm/yyyy)	Account Balance	YTD Donations
Exc Award (06/30/2016, 06/30/2018, 06/30/2023)																
153946	Honolulu Cyber Veterans Golf	06/23/2023	Active	21	0	0	0.00%	16		5	N	4		02/2025		\$420.00
14324	HONOLULU HAWAII KAI	04/17/1973	Active	65	14	7	12.07%	61	2	0	Y	2	N	11/2025		\$1,096.00
Exc Award (06/30/2018, 06/30/2019, 06/30/2021, 06/30/2024)																
47779	HONOLULU HIBISCUS	10/19/1987	Active(1)	9	0	0	0.00%	10		8	Y	2	R	09/2024		
14327	HONOLULU KALAKAUA	02/21/1951	Active(1)	14	0	0	0.00%	14		5	Y			02/2025		\$100.00
14329	HONOLULU KAMEHAMEHA	08/31/1948	Active	34	0	2	-5.56%	35	11	2	Y	2	R	06/2025	90+ Days	\$1,051.00
14330	HONOLULU KAPAHULU MOILILI	01/03/1957	Active	30	1	0	3.45%	25		3	Y		N	04/2025	90+ Days	\$25.00
Exc Award (06/30/2018)																
14331	HONOLULU KOKO HEAD	04/22/1947	Active	52	1	0	1.96%	45		2	Y	2	N	07/2025		\$200.00
Exc Award (06/30/2018, 06/30/2019, 06/30/2020, 06/30/2022, 06/30/2023, 06/30/2024, 06/30/2025)																
14333	HONOLULU MOANALUA	08/29/1961	Active	24	0	1	-4.00%	23	11	1	Y	2		11/2025		\$100.00
14334	HONOLULU PALOLO	04/14/1953	Active(1)	15	3	0	25.00%	11		2	Y		N	08/2025		\$45.00
57032	HONOLULU WAIKIKI 2000	06/06/1995	Active	24	0	0	0.00%	28		5	Y	2	R	11/2025		\$10.00
Exc Award (06/30/2018, 06/30/2019)																
14338	KAHALUU L C	11/18/1965	Active	24	1	0	4.35%	23		1	Y	2	N	11/2025		\$140.00
14339	KAHULUI	04/23/1953	Active	19	0	0	0.00%	20		5	Y	4	R	09/2025		\$120.00
Exc Award (06/30/2023)																
14341	KAILUA KONA	02/05/1970	Status Quo(1)	21	1	1	0.00%	20	15	4	Y		N	10/2025	90+ Days	
14342	KALAUAPAPA	04/03/1948	Active	9	0	3	-25.00%	13	14	1	N	7	R	09/2024		
14343	KANEOHE	05/03/1949	Active	21	4	1	16.67%	18	4	2	Y		N	10/2025		\$125.00
Exc Award (06/30/2024)																
14344	KAPAA	04/01/1955	Active	11	2	1	10.00%	11	0	0	Y	3	R	07/2025	90+ Days	
77761	KAPOLEI CITY	10/31/2003	Active	27	0	6	-18.18%	34	8	1	Y			04/2025		\$320.00
Exc Award (06/30/2023)																
126957	Kauai	02/29/2016	Active	41	2	2	0.00%	42	8	1	Y		N	10/2025		
41482	KAUAI NORTH SHORE L C	06/14/1982	Active	39	1	2	-2.50%	44	15	4	Y	5		09/2025	90+ Days	\$1,000.00
14347	KOLOA	02/19/1958	Active	13	1	0	8.33%	13		2	Y	20	R	10/2025		



Club Health Assessment for District 50 through November 2025


			Status	Membership						Reports				Finance	LCIF		
Club Number	Club Name	Charter Date	Times in Status Quo in Past 2 Years	Current Member Count **	YTD Members Added	YTD Members Dropped	YTD Net Growth% ***	Member Count 1 Year Ago	Dropped Members Avg.Length of Service	Months Since Membership Update	Current Officers Reported ****	Current President Repeated Term	VP Reported *****	Last Date Reported Service (mm/yyyy)	Account Balance	YTD Donations	
14348	KONA	06/19/1934	Active	73	4	2	2.82%	76	39	0	Y		N	11/2025		\$1,395.00	
141749	Koolauloa Moku	06/22/2020	Active	7	0	0	0.00%	9		6	Y			01/2025			
14350	KOOLAUPOKO	02/13/1941	Active	3	0	0	0.00%	3		22	Y	18		07/2025			
62333	KUHIO	09/02/1999	Active	11	0	0	0.00%	12		6	Y	14	R	08/2024			
150191	Lahaina Mauna Kahalawai	05/04/2022	Active	18	0	0	0.00%	19		5	Y	3	R	10/2024			
14351	LANAI CITY	11/01/1937	Active	17	1	0	6.25%	19		2	Y	4	R	09/2025			
14352	LEEWARD OAHU	12/05/1938	Active	25	0	2	-7.41%	27	19	4	Y	4	R	09/2025		\$21.00	
106056	MANA LOA NIMITZ	07/06/2009	Active	26	5	0	23.81%	34		2	Y		N	11/2025		90+ Days	\$200.00
Exc Award (06/03/2021, 06/30/2018, 06/30/2020, 06/30/2022, 06/30/2023)																	
14337	MANOA	01/29/1951	Active	47	1	1	0.00%	50	7	2	Y		R	11/2025			\$2,090.00
Exc Award (06/30/2018, 06/30/2021, 06/30/2023, 06/30/2025)																	
14356	MILILANI	01/13/1971	Active	40	2	2	0.00%	44	38	2	Y		N	11/2025	90+ Days	\$269.00	
Exc Award (06/30/2016, 06/30/2018, 06/30/2025)																	
14357	MOLOKAI	01/10/1939	Active	8	0	0	0.00%	8		8	Y	9	R	09/2024			
14358	PALI	03/15/1962	Active	31	1	4	-8.82%	34	3	0	Y		N	10/2025		\$20.00	
14359	PEARL CITY	03/17/1965	Active	57	5	0	9.62%	49		0	Y	2	N	09/2024		\$140.00	
Exc Award (06/30/2016, 06/30/2018, 06/30/2019, 06/30/2022)																	
14362	WAHIAWA	01/04/1940	Active	33	0	1	-2.94%	38	3	0	Y	4	R	11/2025			
Exc Award (06/30/2018)																	
14364	WAIANAE	03/03/1953	Active	3	1	0	50.00%	3		4	N	3		10/2024	90+ Days		
84987	WAIKOLOA	03/07/2005	Active	21	3	2	5.00%	20	5	0	Y		N	11/2025	90+ Days	\$109.00	
Exc Award (06/30/2023)																	
14366	WAIMEA	01/17/1955	Active	10	1	1	0.00%	11	9	2	Y	2	R	08/2025		\$50.00	
14367	WEST KAUAI	11/15/1937	Active	38	0	0	0.00%	36		1	Y		N	11/2025		\$540.00	
Exc Award (06/30/2025)																	

Clubs Cancelled Previous Fiscal Year – Clubs Cancelled within last 12 months may be reinstated

Club Number	Club Name	Charter Date	Current Status*	Cancellation Date
-------------	-----------	--------------	-----------------	-------------------



Club Health Assessment for District 50 through November 2025



						Status				Membership					Reports				Finance		LCIF
Club Number	Club Name	Charter Date	Times in Status Quo in Past 2 Years				Current Member Count **	YTD Members Added	YTD Members Dropped	YTD Net Growth***	Member Count 1 Year Ago	Dropped Members Avg.Length of Service	Months Since Membership Update	Current Officers Reported ****	Current President Repeated Term	VP Reported *****	Last Date Reported Service (mm/yyyy)	Account Balance	YTD Donations		
14323	HONOLULU DIAMOND HEAD	04/26/1965	Cancelled(6*)				07/29/2024														
63202	OAHU CENTRAL	05/18/2000	Cancelled(6*)				09/29/2024														
Current Total Clubs Count	YTD New Clubs Count	YTD Cancelled Clubs Count	YTD Net Club Gain	Current Total Members Count	YTD Add	YTD Drop	YTD Net Growth	YTD Net Growth %	Member Count 12 Months Ago	Average Member Count Per Club	% of Clubs with less than 20 members	% No Officer Report in 12 Months	% of Clubs with balance 90+ days	Number of Clubs in Status Quo	% Status Quo Clubs in Financial Suspension	Number of Cancelled Clubs	Average Cancelled Club Age	Members Lost Due to Cancellation	% of Clubs Cancelled for Non-Financial Reasons		
58	0	0	0	1,509	91	62	29	1.96%	1,384	26	34%	0%	21%	2	100%	0	0	0	0%		

* - P - Priority Club. Cancellation Reasons: 1-Objectives/conduct, 2-Non-active club, 5-Non-existing club, 6-Disbanding, 7-Merger, 8-Financial Suspension, 9-District/Multiple District Dues.
** Red denotes below 15 active members.
*** Red denotes 20% + loss.
**** Y - all 3 (President, Secretary, Treasurer) club officers reported, N - not all 3 reported.
***** Abbreviation: N-New, IP-Immediate Past, R-Repeat.